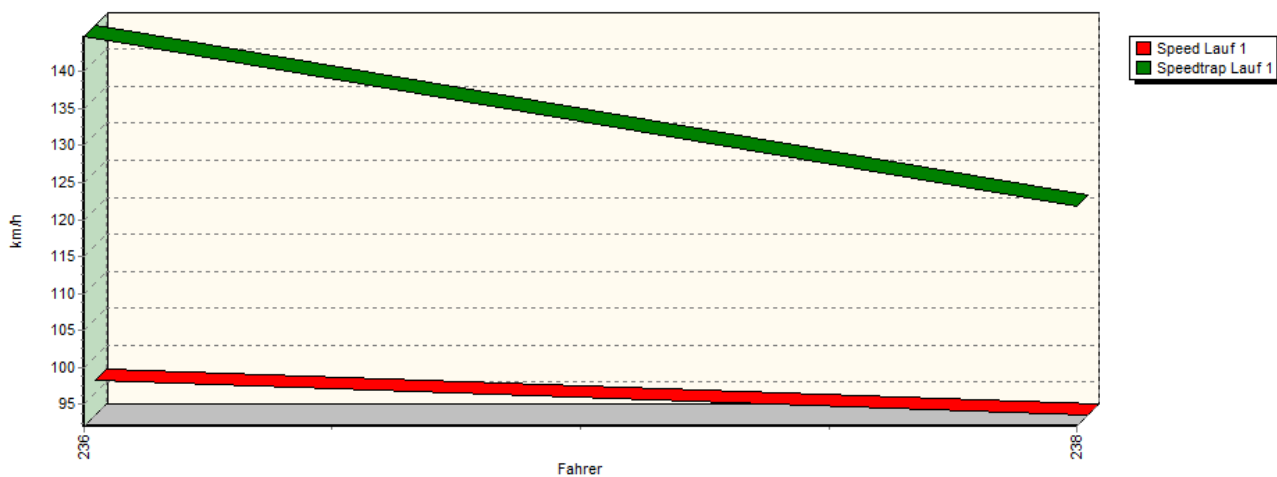
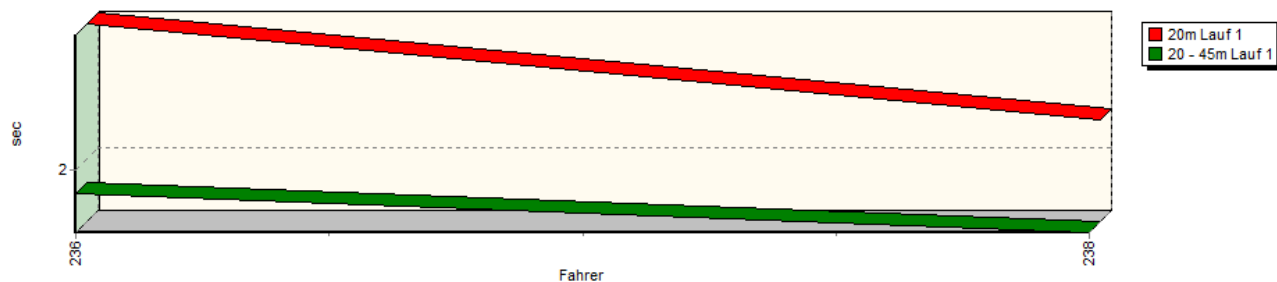


## Sektorzeiten & Speeds - Rennen - Gruppe FS

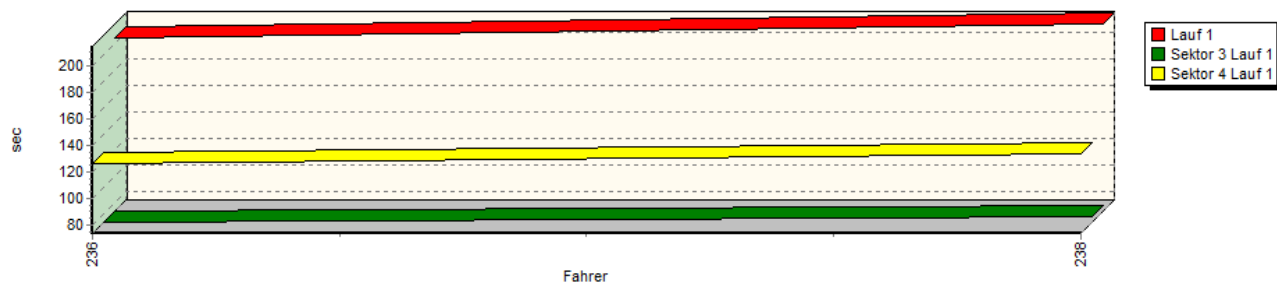
Speed-Diagramm Lauf 1



Sektor-Diagramm (Start) Lauf 1

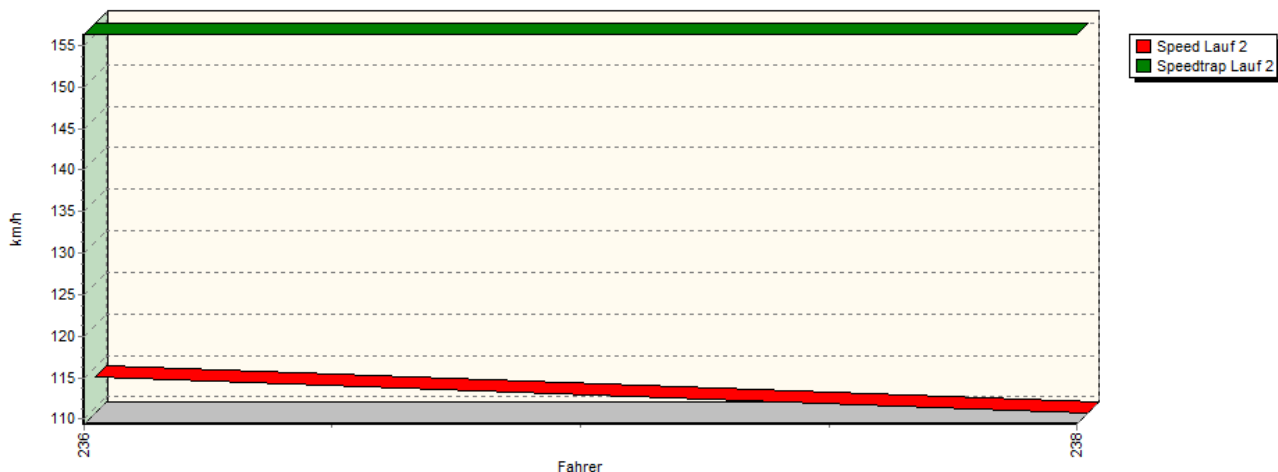


Sektor-Diagramm (Rest) Lauf 1

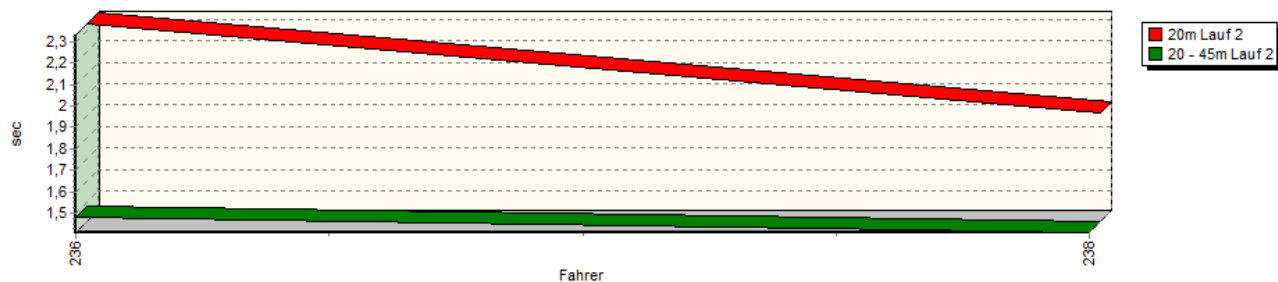


## Sektorzeiten & Speeds - Rennen - Gruppe FS

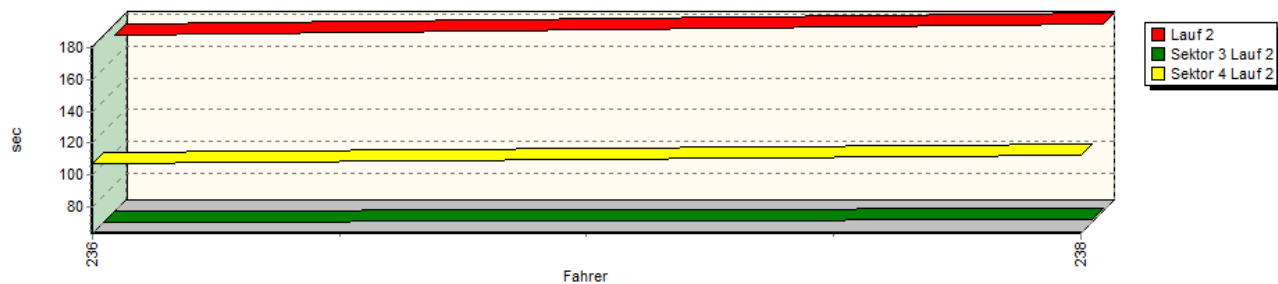
Speed-Diagramm Lauf 2



Sektor-Diagramm (Start) Lauf 2

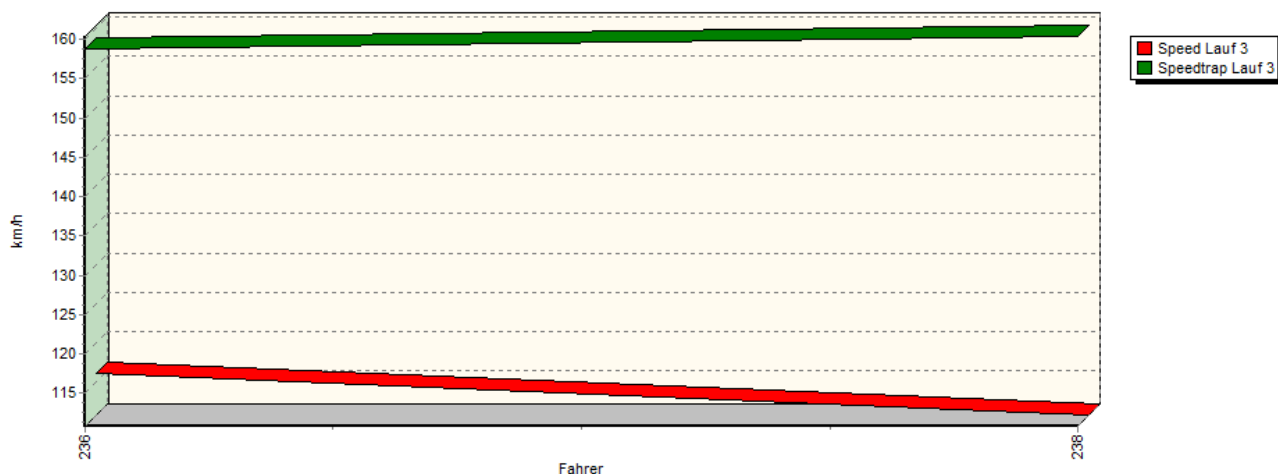


Sektor-Diagramm (Rest) Lauf 2

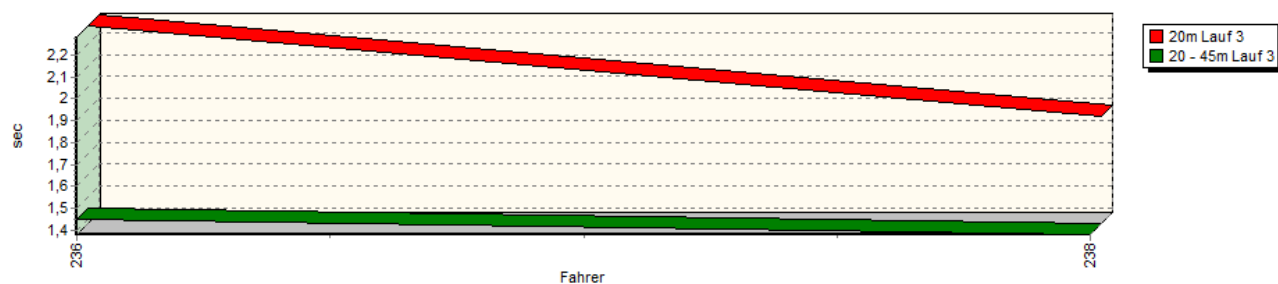


## Sektorzeiten & Speeds - Rennen - Gruppe FS

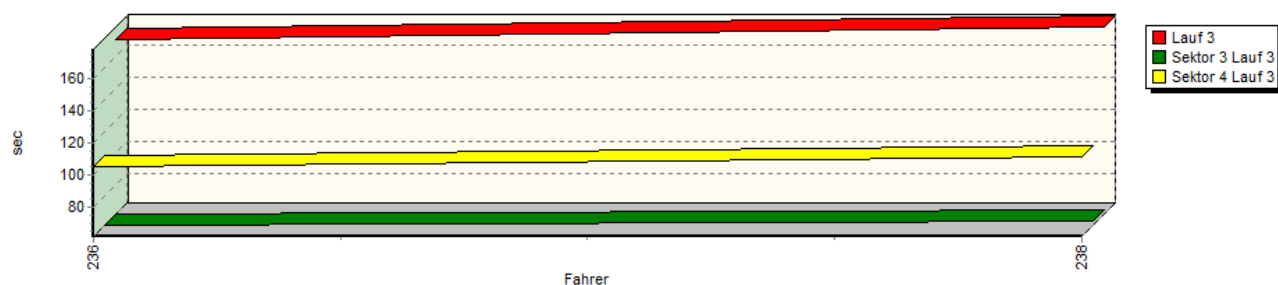
Speed-Diagramm Lauf 3



Sektor-Diagramm (Start) Lauf 3



Sektor-Diagramm (Rest) Lauf 3



Rg.	Nr.	Sektor 1 (20m)	Sektor 2 (20-45m)	Sektor 3	Speed (P22)	Sektor 4	Laufzeit	Speed (Lauf)	
1	236	<b>SCHUSTER Jürgen</b>		Mazda RX-7					
		Lauf 1:	00:02.888	00:01.839	01:13.532	144,77 km/h	02:06.235	03:24.494	96,82 km/h
		Lauf 2:	00:02.331	00:01.483	01:03.073	156,34 km/h	01:47.278	02:54.165	113,69 km/h
		Lauf 3:	00:02.282	00:01.451	01:01.745	158,78 km/h	01:45.103	02:50.581	116,07 km/h

## Sektorzeiten & Speeds - Rennen - Gruppe FS

Rg.	Nr.		Sektor 1 (20m)	Sektor 2 (20-45m)	Sektor 3	Speed (P22)	Sektor 4	Laufzeit	Speed (Lauf)
2	238	<b>URLAND Ronny</b>		Trabant 601S					
		Lauf 1:	00:02.250	00:01.583	01:17.813	121,76 km/h	02:13.493	03:35.139	92,03 km/h
		Lauf 2:	00:01.917	00:01.410	01:05.267	156,31 km/h	01:52.375	03:00.969	109,41 km/h
		Lauf 3:	00:01.868	00:01.381	01:04.316	160,36 km/h	01:51.126	02:58.691	110,81 km/h