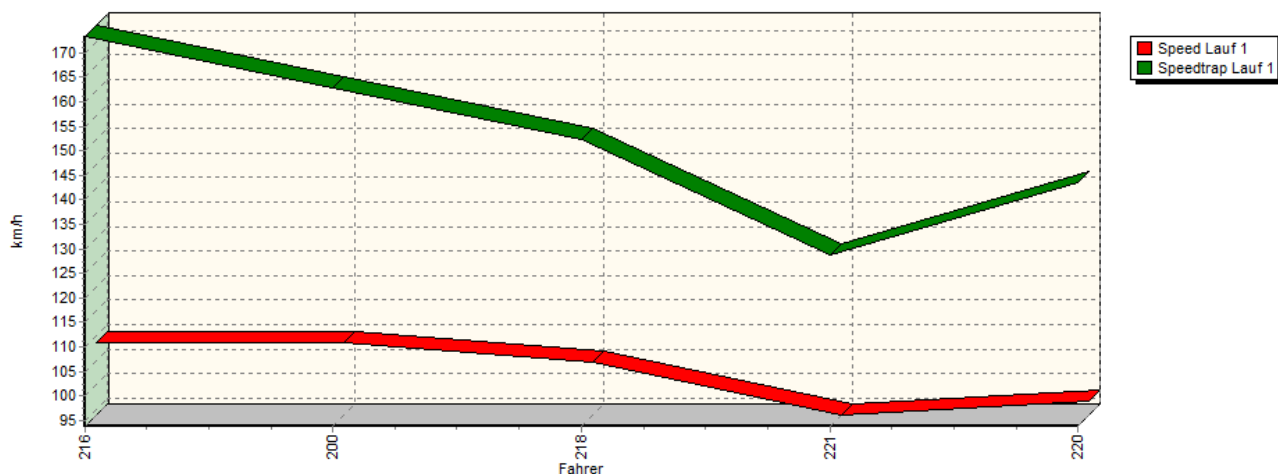
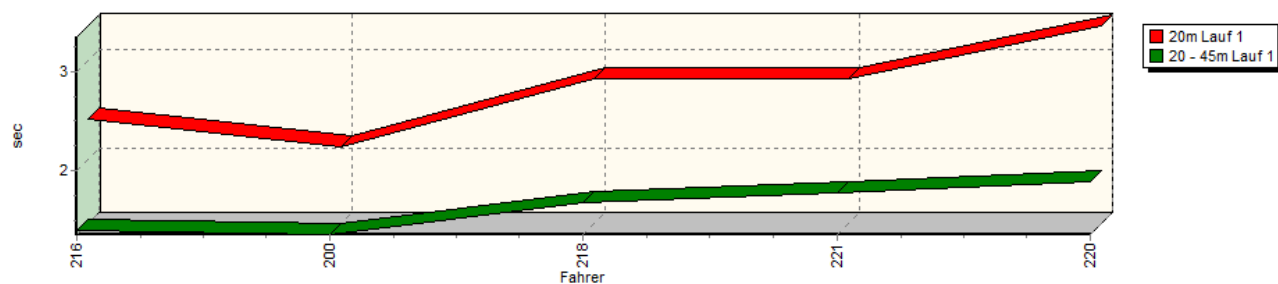


## Sektorzeiten & Speeds - Rennen - Gruppe E1

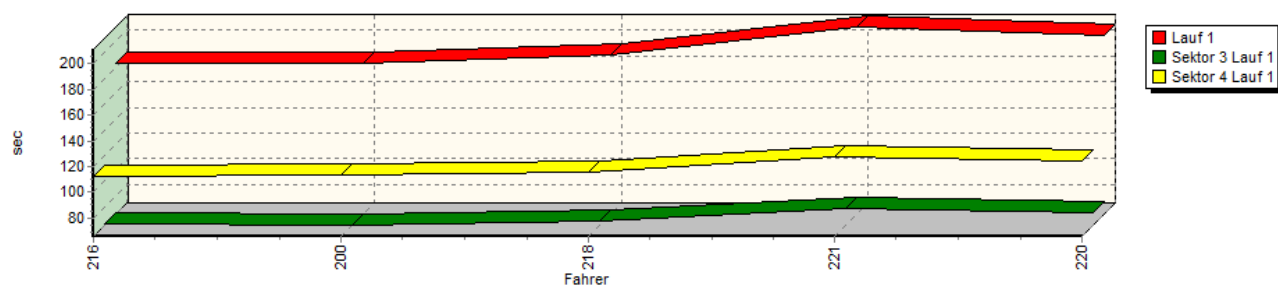
Speed-Diagramm Lauf 1



Sektor-Diagramm (Start) Lauf 1

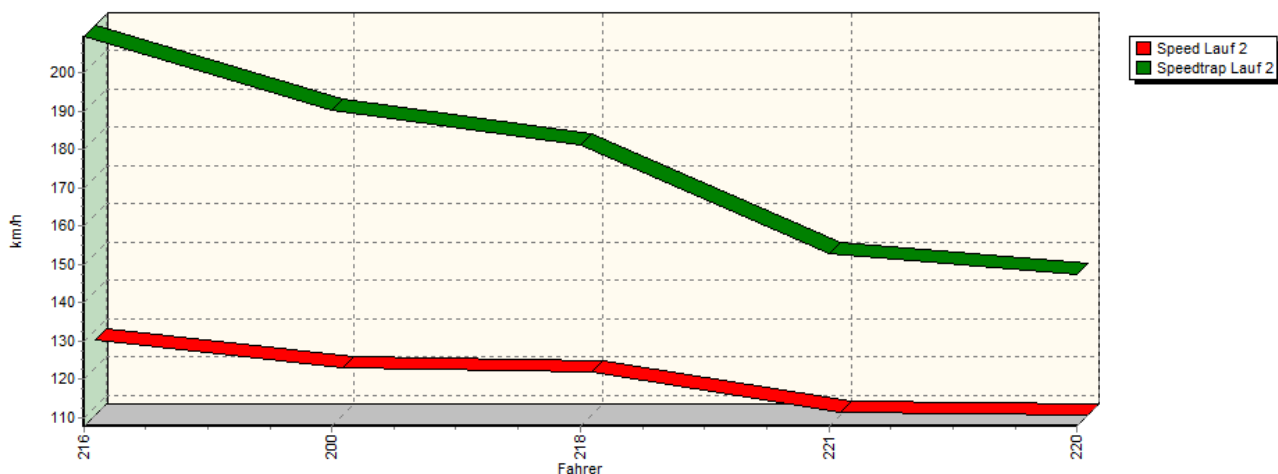


Sektor-Diagramm (Rest) Lauf 1

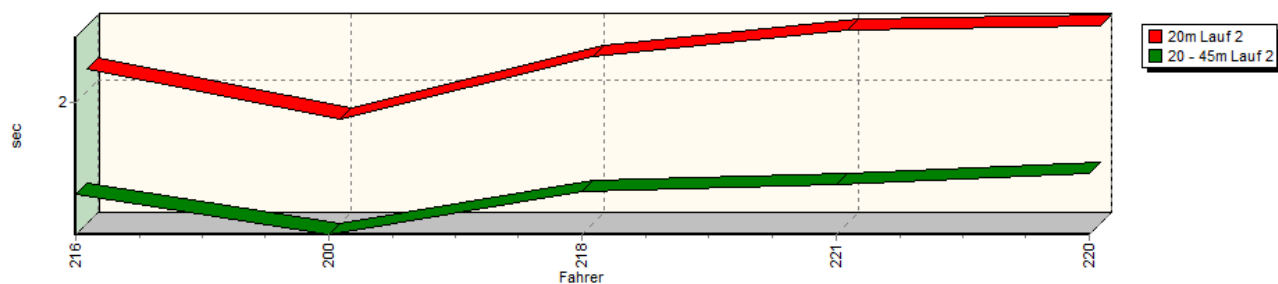


## Sektorzeiten & Speeds - Rennen - Gruppe E1

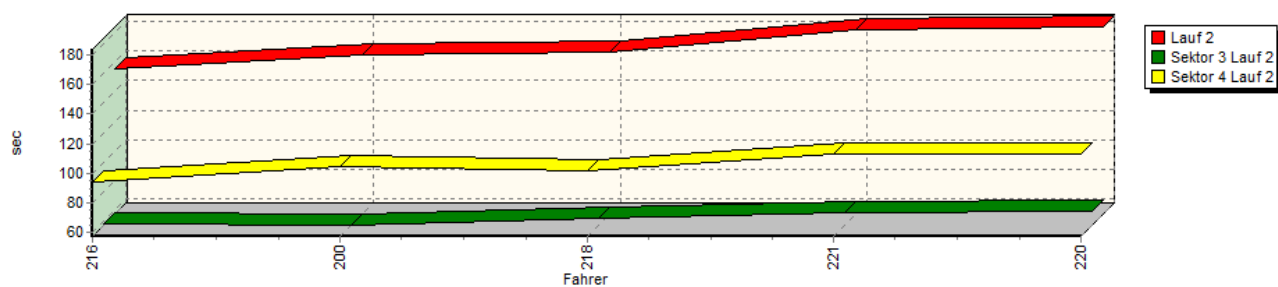
Speed-Diagramm Lauf 2



Sektor-Diagramm (Start) Lauf 2

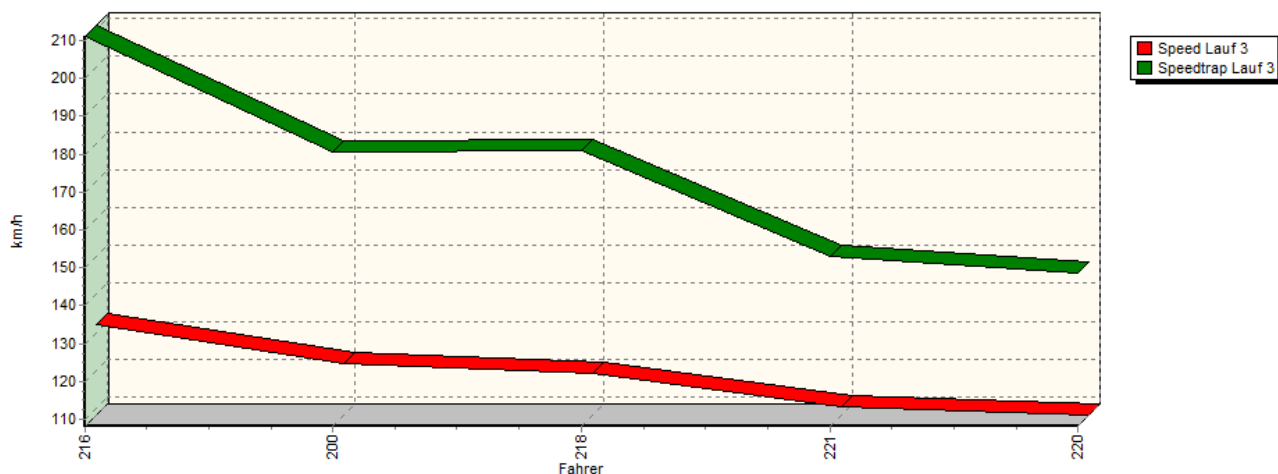


Sektor-Diagramm (Rest) Lauf 2

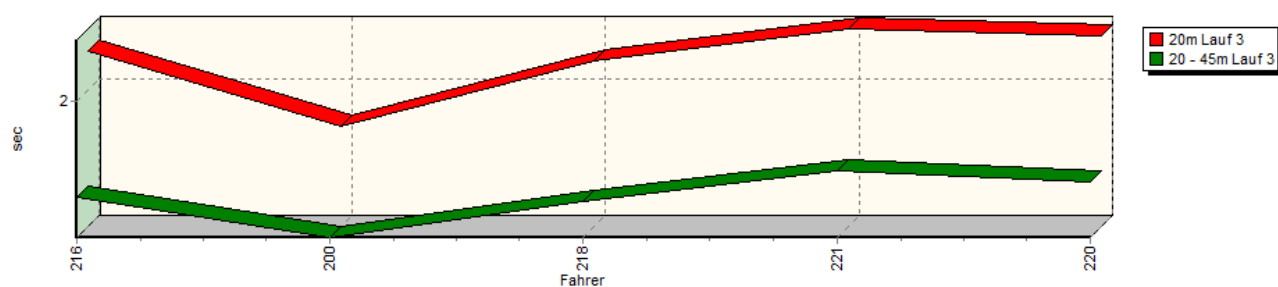


## Sektorzeiten & Speeds - Rennen - Gruppe E1

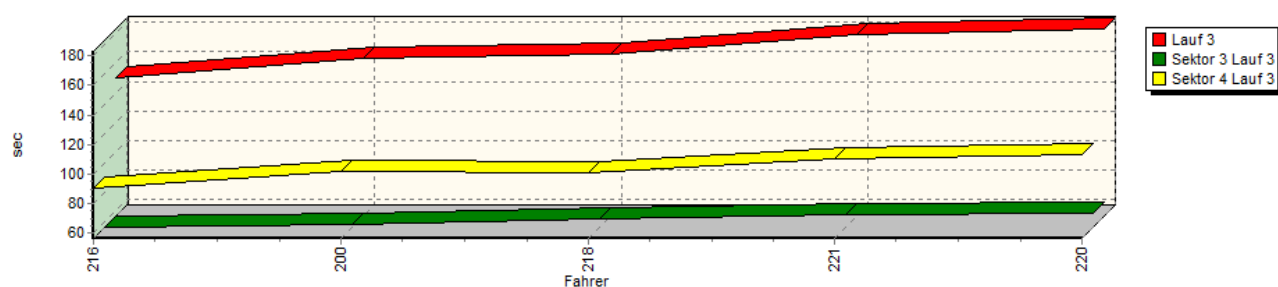
Speed-Diagramm Lauf 3



Sektor-Diagramm (Start) Lauf 3



Sektor-Diagramm (Rest) Lauf 3



Rg.	Nr.		Sektor 1 (20m)	Sektor 2 (20-45m)	Sektor 3	Speed (P22)	Sektor 4	Laufzeit	Speed (Lauf)
1	216	<b>MICHL Dan</b>		Opel Michl 2.8					
		Lauf 1:	00:02.407	00:01.396	01:06.371	173,33 km/h	01:52.216	03:02.390	108,56 km/h
		Lauf 2:	00:02.154	00:01.355	00:57.777	209,61 km/h	01:33.914	02:35.200	127,58 km/h
		Lauf 3:	00:02.276	00:01.329	00:56.287	211,09 km/h	01:30.227	02:30.119	131,90 km/h

### Sektorzeiten & Speeds - Rennen - Gruppe E1

Rg.	Nr.		Sektor 1 (20m)	Sektor 2 (20-45m)	Sektor 3	Speed (P22)	Sektor 4	Laufzeit	Speed (Lauf)
2	200	<b>HANDA Norbert</b>		Lancia Delta Integrale Evo 3					
		Lauf 1:	00:02.132	00:01.354	01:05.664	162,80 km/h	01:53.263	03:02.413	108,55 km/h
		Lauf 2:	00:01.806	00:01.077	00:57.303	190,36 km/h	01:44.512	02:44.698	120,22 km/h
		Lauf 3:	00:01.753	00:01.050	00:58.218	180,60 km/h	01:41.832	02:42.853	121,58 km/h
3	218	<b>PFEIL Lutz</b>		BMW M3					
		Lauf 1:	00:02.818	00:01.674	01:09.126	152,24 km/h	01:55.504	03:09.122	104,69 km/h
		Lauf 2:	00:02.242	00:01.377	01:01.554	181,24 km/h	01:41.314	02:46.487	118,93 km/h
		Lauf 3:	00:02.206	00:01.306	01:01.502	180,95 km/h	01:41.195	02:46.209	119,13 km/h
4	221	<b>JURISIC Mario</b>		Citroën AX					
		Lauf 1:	00:02.811	00:01.781	01:18.590	128,61 km/h	02:07.927	03:31.109	93,79 km/h
		Lauf 2:	00:02.426	00:01.428	01:05.631	153,02 km/h	01:52.725	03:02.210	108,67 km/h
		Lauf 3:	00:02.428	00:01.511	01:04.842	153,05 km/h	01:50.669	02:59.450	110,34 km/h
5	220	<b>SCHWAN Roman</b>		Renault Clio Williams					
		Lauf 1:	00:03.347	00:01.883	01:15.723	143,45 km/h	02:04.115	03:25.068	96,55 km/h
		Lauf 2:	00:02.452	00:01.507	01:06.563	147,43 km/h	01:53.132	03:03.654	107,81 km/h
		Lauf 3:	00:02.382	00:01.441	01:06.108	148,71 km/h	01:53.131	03:03.062	108,16 km/h