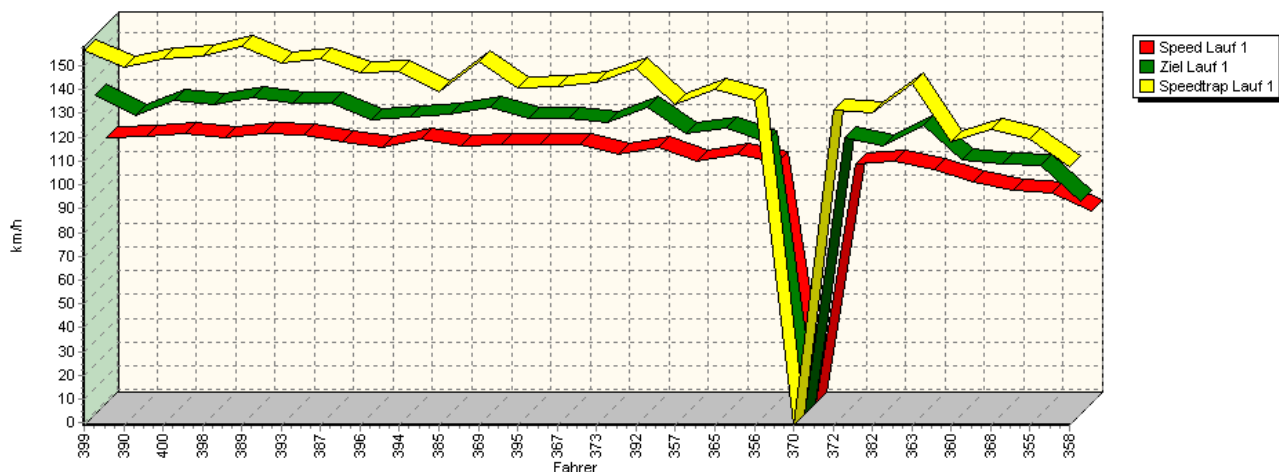
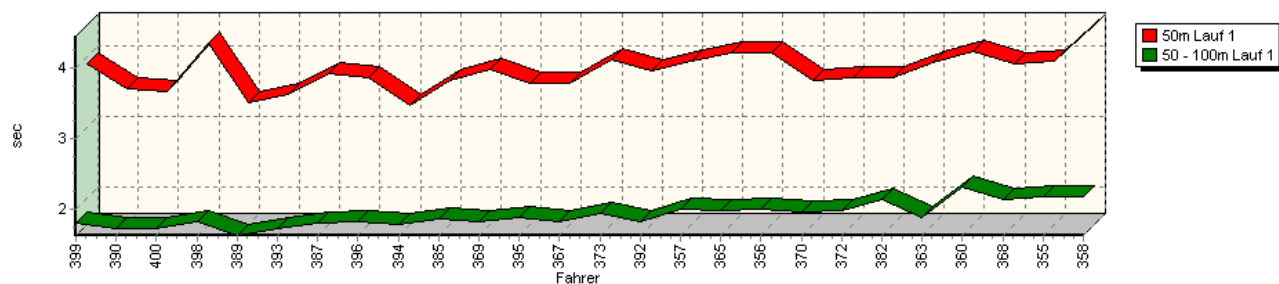


Sektorzeiten & Speeds - Training - Gruppe H bis 2000 ccm - Klasse 40

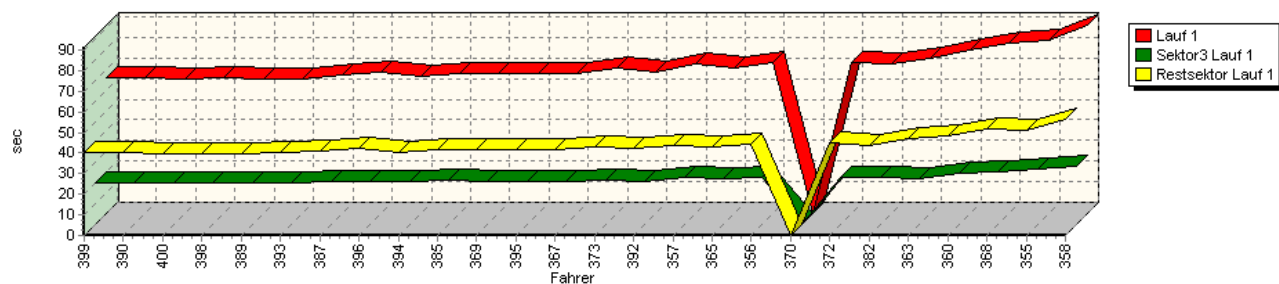
Speed-Diagramm Lauf 1



Sektor-Diagramm (Start) Lauf 1

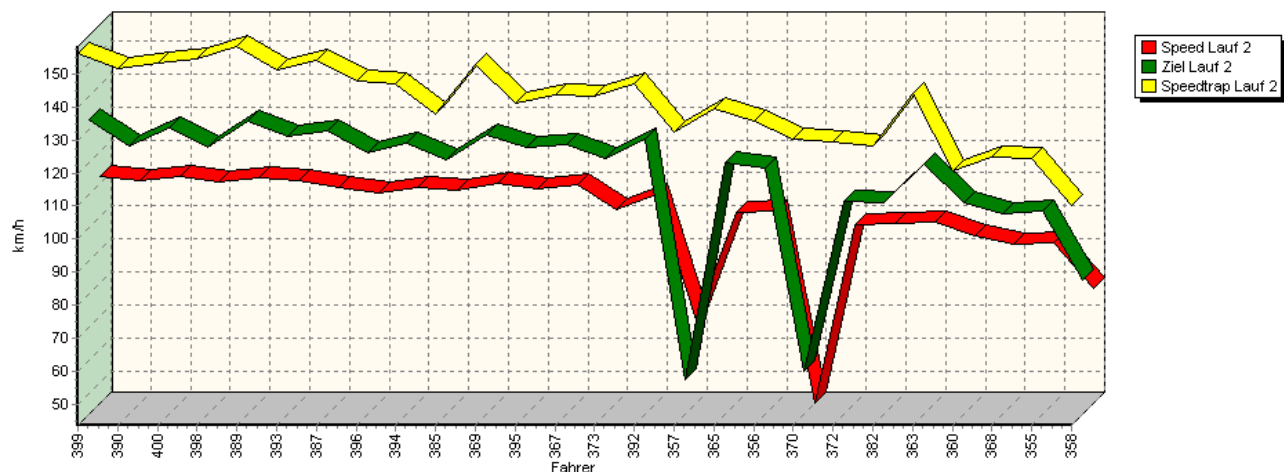


Sektor-Diagramm (Rest) Lauf 1

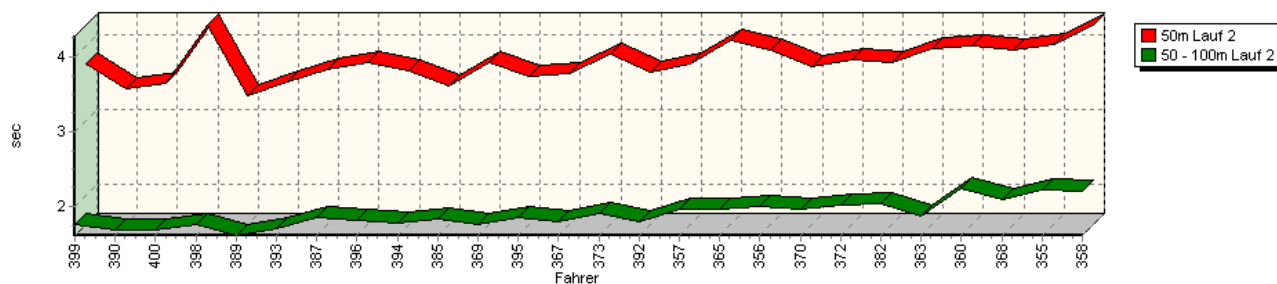


Sektorzeiten & Speeds - Training - Gruppe H bis 2000 ccm - Klasse 40

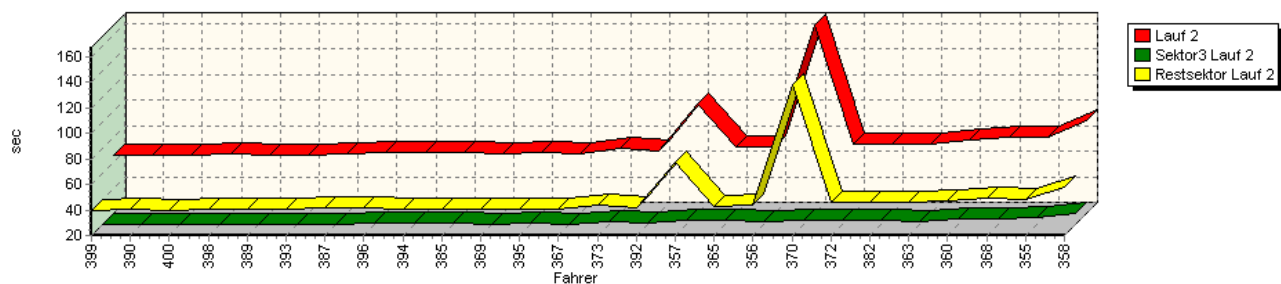
Speed-Diagramm Lauf 2



Sektor-Diagramm (Start) Lauf 2

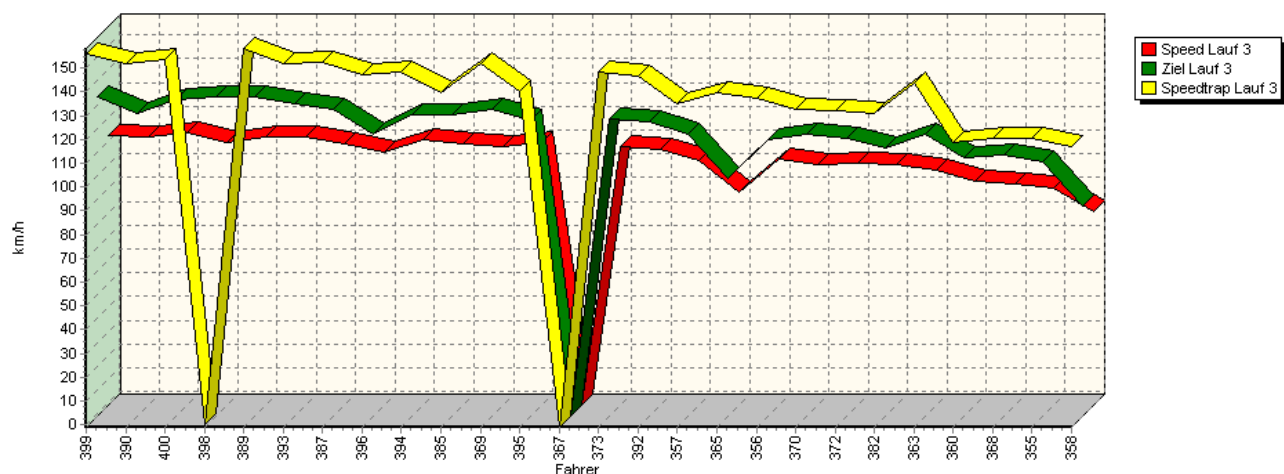


Sektor-Diagramm (Rest) Lauf 2

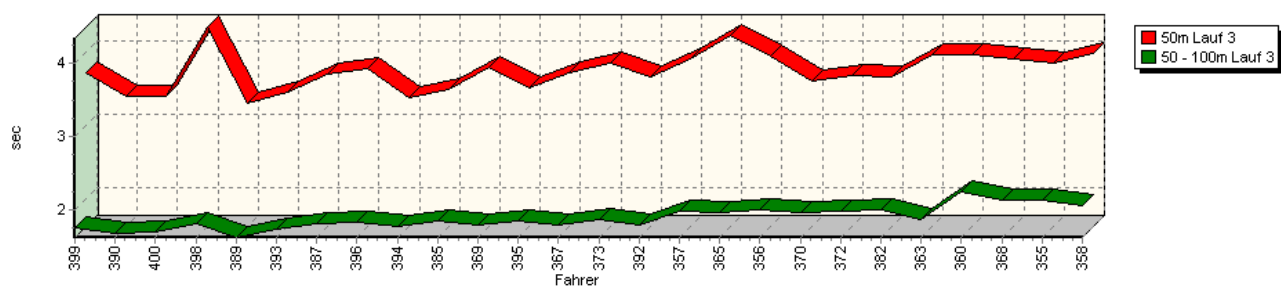


Sektorzeiten & Speeds - Training - Gruppe H bis 2000 ccm - Klasse 40

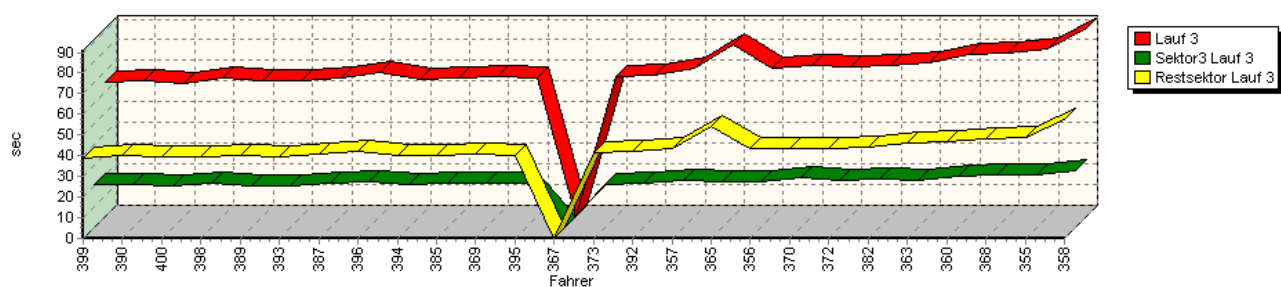
Speed-Diagramm Lauf 3



Sektor-Diagramm (Start) Lauf 3

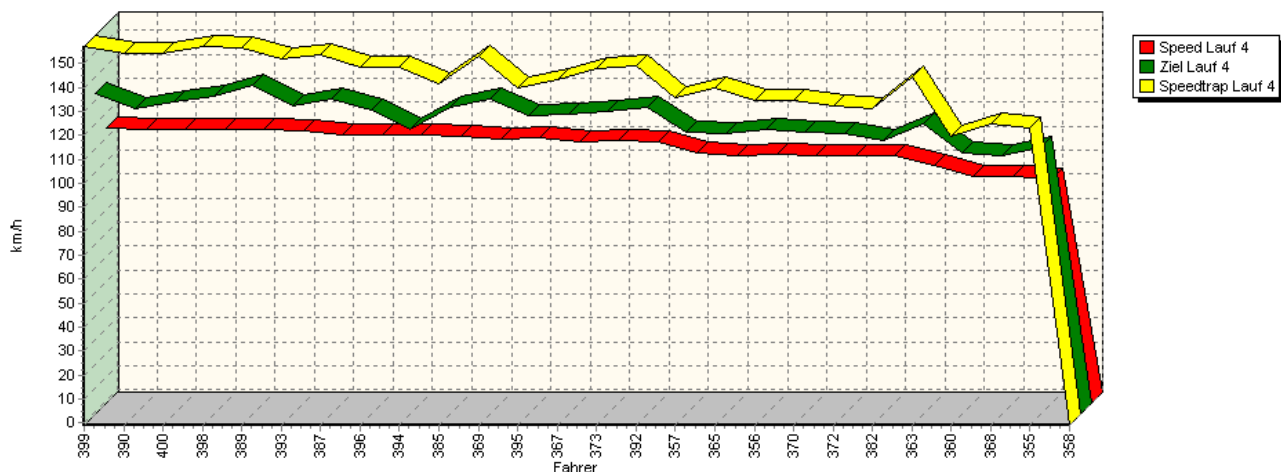


Sektor-Diagramm (Rest) Lauf 3

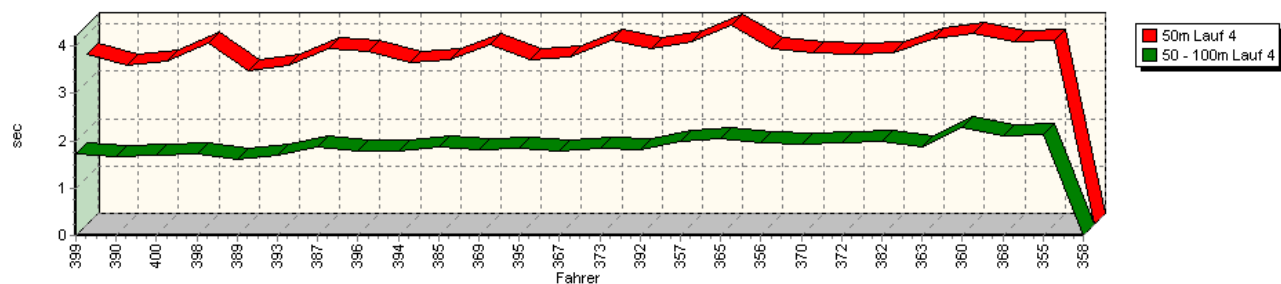


Sektorzeiten & Speeds - Training - Gruppe H bis 2000 ccm - Klasse 40

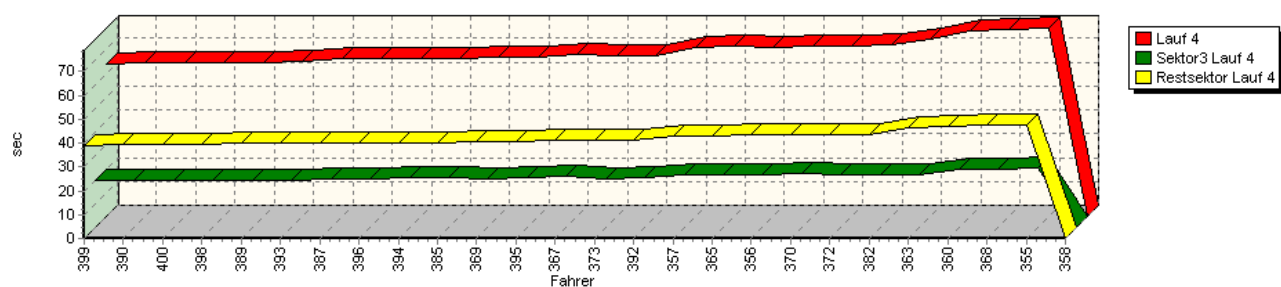
Speed-Diagramm Lauf 4



Sektor-Diagramm (Start) Lauf 4



Sektor-Diagramm (Rest) Lauf 4



Rg.	Nr.	Sektor 1 (50m)	Sektor 2 (50-100m)	Sektor 3	Speed Trap	Sektor 4	Speed (Ziel)	Laufzeit	Speed (Lauf)	
1	399	ELLER Hans Peter		VW Minichberger Scirocco						
		Lauf 1:	00:03.898	00:01.794	00:20.411	156,41 km/h	00:39.970	133,17 km/h	01:06.073	110,60 km/h
		Lauf 2:	00:03.754	00:01.768	00:20.372	156,36 km/h	00:39.303	132,59 km/h	01:05.197	112,09 km/h
		Lauf 3:	00:03.710	00:01.760	00:20.535	156,01 km/h	00:39.075	133,38 km/h	01:05.080	112,29 km/h
		Lauf 4:	00:03.607	00:01.736	00:19.709	157,11 km/h	00:39.027	133,11 km/h	01:04.079	114,05 km/h



44. Osnabrücker ADAC Bergrennen

13. und 14. August 2011

Deutsche Bergmeisterschaft 2011

DMSB Bergpokal für Tourenwagen und Rennsportfahrzeuge

DMSB Classic-Berg-Pokal - KW Gruppe H Berg-Cup



Sektorzeiten & Speeds - Training - Gruppe H bis 2000 ccm - Klasse 40

Rg.	Nr.		Sektor 1 (50m)	Sektor 2 (50-100m)	Sektor 3	Speed Trap	Sektor 4	Speed (Ziel)	Laufzeit	Speed (Lauf)
2	390	PREISSER Dirk		Opel Kadett C Frank 16V						
		Lauf 1:	00:03.555	00:01.719	00:20.229	149,64 km/h	00:40.168	124,43 km/h	01:05.671	111,28 km/h
		Lauf 2:	00:03.428	00:01.689	00:19.971	151,69 km/h	00:40.658	124,79 km/h	01:05.746	111,15 km/h
		Lauf 3:	00:03.393	00:01.675	00:20.415	151,94 km/h	00:40.058	126,07 km/h	01:05.541	111,50 km/h
		Lauf 4:	00:03.368	00:01.672	00:19.782	154,03 km/h	00:39.673	126,29 km/h	01:04.495	113,31 km/h
3	400	HOVEMANN Holger		Opel Risse Kadett C 16V						
		Lauf 1:	00:03.512	00:01.714	00:19.967	152,93 km/h	00:39.946	130,80 km/h	01:05.139	112,19 km/h
		Lauf 2:	00:03.494	00:01.703	00:20.021	153,38 km/h	00:39.937	130,43 km/h	01:05.155	112,16 km/h
		Lauf 3:	00:03.384	00:01.694	00:20.071	153,38 km/h	00:39.383	132,09 km/h	01:04.532	113,25 km/h
		Lauf 4:	00:03.432	00:01.696	00:19.799	154,25 km/h	00:39.599	129,57 km/h	01:04.526	113,26 km/h
4	398	ROTTENBERGER Dieter		BMW 318i E36 STW						
		Lauf 1:	00:04.200	00:01.814	00:20.126	154,12 km/h	00:39.808	128,93 km/h	01:05.948	110,82 km/h
		Lauf 2:	00:04.271	00:01.772	00:20.116	154,36 km/h	00:40.041	124,40 km/h	01:06.200	110,39 km/h
		Lauf 3:	00:04.332	00:01.818	00:21.206	0,00 km/h	00:39.564	133,49 km/h	01:06.920	109,20 km/h
		Lauf 4:	00:03.831	00:01.720	00:19.685	156,91 km/h	00:39.382	131,58 km/h	01:04.618	113,09 km/h
5	389	SCHMITT Sebastian		Opel Gerent Kadett C 16V						
		Lauf 1:	00:03.349	00:01.618	00:20.303	158,17 km/h	00:39.741	132,00 km/h	01:05.011	112,41 km/h
		Lauf 2:	00:03.336	00:01.622	00:20.125	158,30 km/h	00:40.310	132,22 km/h	01:05.393	111,75 km/h
		Lauf 3:	00:03.304	00:01.626	00:20.242	158,29 km/h	00:40.249	133,26 km/h	01:05.421	111,71 km/h
		Lauf 4:	00:03.254	00:01.618	00:19.932	156,64 km/h	00:39.841	136,05 km/h	01:04.645	113,05 km/h
6	393	SONDERBAUER Roman		Opell Riss Kadett C Coupe 16V						
		Lauf 1:	00:03.480	00:01.711	00:19.916	151,11 km/h	00:40.259	129,88 km/h	01:05.366	111,80 km/h
		Lauf 2:	00:03.512	00:01.711	00:20.377	151,27 km/h	00:40.136	127,83 km/h	01:05.736	111,17 km/h
		Lauf 3:	00:03.452	00:01.739	00:20.349	151,75 km/h	00:39.729	130,11 km/h	01:05.269	111,97 km/h
		Lauf 4:	00:03.363	00:01.706	00:19.994	151,75 km/h	00:39.845	127,61 km/h	01:04.908	112,59 km/h
7	387	NAUMANN Peter		VW Polo 1.4 G60						
		Lauf 1:	00:03.758	00:01.804	00:20.799	152,88 km/h	00:40.811	129,62 km/h	01:07.172	108,80 km/h
		Lauf 2:	00:03.677	00:01.861	00:20.010	154,21 km/h	00:41.487	129,39 km/h	01:07.035	109,02 km/h
		Lauf 3:	00:03.701	00:01.818	00:21.105	152,32 km/h	00:40.530	128,30 km/h	01:07.154	108,82 km/h
		Lauf 4:	00:03.705	00:01.859	00:20.082	153,37 km/h	00:40.208	130,43 km/h	01:05.854	110,97 km/h
8	396	WIEBE André		Renault Megane Maxi AWR						
		Lauf 1:	00:03.714	00:01.807	00:21.044	147,28 km/h	00:42.112	122,50 km/h	01:08.677	106,41 km/h
		Lauf 2:	00:03.774	00:01.824	00:20.891	147,99 km/h	00:41.685	122,85 km/h	01:08.174	107,20 km/h
		Lauf 3:	00:03.762	00:01.837	00:21.835	147,26 km/h	00:41.845	117,75 km/h	01:09.279	105,49 km/h
		Lauf 4:	00:03.661	00:01.789	00:20.418	148,35 km/h	00:40.120	125,69 km/h	01:05.988	110,75 km/h
9	394	WEISS Werner		Ford Escort Zakspeed BDA						
		Lauf 1:	00:03.312	00:01.771	00:20.622	147,43 km/h	00:40.620	124,11 km/h	01:06.325	110,18 km/h
		Lauf 2:	00:03.658	00:01.794	00:20.791	146,96 km/h	00:40.926	125,74 km/h	01:07.169	108,80 km/h
		Lauf 3:	00:03.367	00:01.767	00:20.997	148,37 km/h	00:40.040	125,85 km/h	01:06.171	110,44 km/h
		Lauf 4:	00:03.414	00:01.773	00:20.607	148,24 km/h	00:40.207	118,01 km/h	01:06.001	110,73 km/h
10	385	RAUCH Michael		Opel Briegel Kadett C 8V						
		Lauf 1:	00:03.664	00:01.864	00:21.155	138,95 km/h	00:41.471	124,94 km/h	01:08.154	107,23 km/h
		Lauf 2:	00:03.464	00:01.841	00:21.196	137,87 km/h	00:41.050	120,73 km/h	01:07.551	108,18 km/h
		Lauf 3:	00:03.483	00:01.856	00:21.384	139,79 km/h	00:40.454	125,56 km/h	01:07.177	108,79 km/h
		Lauf 4:	00:03.481	00:01.855	00:20.635	141,42 km/h	00:40.129	127,04 km/h	01:06.100	110,56 km/h




44. Osnabrücker ADAC Bergrennen

13. und 14. August 2011

Deutsche Bergmeisterschaft 2011

DMSB Bergpokal für Tourenwagen und Rennsportfahrzeuge

DMSB Classic-Berg-Pokal - KW Gruppe H Berg-Cup



Sektorzeiten & Speeds - Training - Gruppe H bis 2000 ccm - Klasse 40

Rg.	Nr.		Sektor 1 (50m)	Sektor 2 (50-100m)	Sektor 3	Speed Trap	Sektor 4	Speed (Ziel)	Laufzeit	Speed (Lauf)
11	369	SCHÖNBORN Rainer	VW Golf I 16V							
		Lauf 1:	00:03.823	00:01.806	00:20.519	151,53 km/h	00:41.711	127,85 km/h	01:07.859	107,69 km/h
		Lauf 2:	00:03.779	00:01.777	00:19.950	152,84 km/h	00:40.827	128,01 km/h	01:06.333	110,17 km/h
		Lauf 3:	00:03.789	00:01.789	00:21.497	152,15 km/h	00:40.801	127,77 km/h	01:07.876	107,67 km/h
		Lauf 4:	00:03.811	00:01.815	00:20.332	153,00 km/h	00:40.802	130,40 km/h	01:06.760	109,47 km/h
12	395	WIMMER Norbert	BMW 2002 8V							
		Lauf 1:	00:03.632	00:01.866	00:21.067	140,65 km/h	00:41.489	123,07 km/h	01:08.054	107,38 km/h
		Lauf 2:	00:03.596	00:01.861	00:21.026	141,27 km/h	00:40.977	124,34 km/h	01:07.460	108,33 km/h
		Lauf 3:	00:03.508	00:01.843	00:21.261	140,55 km/h	00:40.216	123,17 km/h	01:06.828	109,36 km/h
		Lauf 4:	00:03.465	00:01.848	00:20.690	140,03 km/h	00:40.641	123,51 km/h	01:06.644	109,66 km/h
13	367	ORTH Patrick	BMW 320 iS							
		Lauf 1:	00:03.636	00:01.812	00:20.937	141,34 km/h	00:41.678	123,14 km/h	01:08.063	107,37 km/h
		Lauf 2:	00:03.629	00:01.799	00:20.484	143,80 km/h	00:40.764	125,18 km/h	01:06.676	109,60 km/h
		Lauf 3:	00:03.718	00:01.802	*	* km/h	*	* km/h	A	* km/h
		Lauf 4:	00:03.545	00:01.793	00:21.246	143,20 km/h	00:41.123	124,14 km/h	01:07.707	107,94 km/h
14	373	BRÜGGE Frank	VW AGRO-Line Golf II							
		Lauf 1:	00:03.966	00:01.931	00:21.654	143,18 km/h	00:42.975	121,59 km/h	01:10.526	103,62 km/h
		Lauf 2:	00:03.888	00:01.921	00:22.084	143,17 km/h	00:43.462	120,94 km/h	01:11.355	102,42 km/h
		Lauf 3:	00:03.850	00:01.863	00:20.961	148,38 km/h	00:41.198	123,96 km/h	01:07.872	107,67 km/h
		Lauf 4:	00:03.882	00:01.852	00:20.533	147,99 km/h	00:41.012	125,09 km/h	01:07.279	108,62 km/h
15	392	FLIK Thomas	Renault Clio Williams							
		Lauf 1:	00:03.810	00:01.812	00:20.645	148,64 km/h	00:42.311	128,12 km/h	01:08.578	106,56 km/h
		Lauf 2:	00:03.649	00:01.809	00:20.920	147,11 km/h	00:42.047	126,94 km/h	01:08.425	106,80 km/h
		Lauf 3:	00:03.650	00:01.798	00:21.172	146,49 km/h	00:41.917	122,66 km/h	01:08.537	106,63 km/h
		Lauf 4:	00:03.705	00:01.820	00:20.589	149,07 km/h	00:41.415	127,13 km/h	01:07.529	108,22 km/h
16	357	GRÖNDAHL Jörg	BMW 320i							
		Lauf 1:	00:03.954	00:01.996	00:22.588	133,75 km/h	00:43.940	117,18 km/h	01:12.478	100,83 km/h
		Lauf 2:	00:03.760	00:01.967	00:23.188	132,54 km/h	01:17.104	54,06 km/h	01:46.019	68,93 km/h
		Lauf 3:	00:03.904	00:01.986	00:22.525	135,13 km/h	00:43.228	117,79 km/h	01:11.643	102,01 km/h
		Lauf 4:	00:03.858	00:01.982	00:21.994	135,83 km/h	00:42.880	116,92 km/h	01:10.714	103,35 km/h
17	365	LORIG Ingo	VW Golf GTI							
		Lauf 1:	00:04.053	00:01.980	00:21.946	139,95 km/h	00:42.746	119,38 km/h	01:10.725	103,33 km/h
		Lauf 2:	00:04.071	00:01.970	00:23.087	139,33 km/h	00:42.886	119,75 km/h	01:12.014	101,48 km/h
		Lauf 3:	00:04.221	00:01.966	00:22.166	139,79 km/h	00:54.326	98,82 km/h	01:22.679	88,39 km/h
		Lauf 4:	00:04.206	00:02.056	00:21.988	139,68 km/h	00:43.185	116,17 km/h	01:11.435	102,30 km/h
18	356	IWAN Ralf	Opel Kadett C 8V							
		Lauf 1:	00:04.071	00:01.995	00:22.637	135,65 km/h	00:44.451	113,48 km/h	01:13.154	99,90 km/h
		Lauf 2:	00:03.941	00:02.001	00:22.301	135,69 km/h	00:43.658	118,27 km/h	01:11.901	101,64 km/h
		Lauf 3:	00:03.929	00:01.995	00:22.166	137,29 km/h	00:43.258	115,47 km/h	01:11.348	102,43 km/h
		Lauf 4:	00:03.724	00:01.971	00:21.910	134,78 km/h	00:43.245	117,60 km/h	01:10.850	103,15 km/h
19	370	KONSTANZER Alex	Kadett C Coupé 8V							
		Lauf 1:	00:03.670	00:01.949	*	* km/h	*	* km/h	A	* km/h
		Lauf 2:	00:03.714	00:01.972	00:23.428	130,16 km/h	02:18.437	56,51 km/h	02:47.551	43,62 km/h
		Lauf 3:	00:03.597	00:01.966	00:23.775	132,81 km/h	00:43.825	117,51 km/h	01:13.163	99,89 km/h
		Lauf 4:	00:03.611	00:01.935	00:22.481	134,70 km/h	00:43.224	117,00 km/h	01:11.251	102,57 km/h




44. Osnabrücker ADAC Bergrennen

13. und 14. August 2011

Deutsche Bergmeisterschaft 2011

DMSB Bergpokal für Tourenwagen und Rennsportfahrzeuge

DMSB Classic-Berg-Pokal - KW Gruppe H Berg-Cup



Sektorzeiten & Speeds - Training - Gruppe H bis 2000 ccm - Klasse 40

Rg.	Nr.		Sektor 1 (50m)	Sektor 2 (50-100m)	Sektor 3	Speed Trap	Sektor 4	Speed (Ziel)	Laufzeit	Speed (Lauf)
20	372	KÖBELE Manfred		Opel Kadett C-Coupé 8V						
		Lauf 1:	00:03.710	00:01.966	00:22.541	131,49 km/h	00:45.312	115,25 km/h	01:13.529	99,39 km/h
		Lauf 2:	00:03.810	00:02.029	00:23.289	129,59 km/h	00:45.593	108,15 km/h	01:14.721	97,80 km/h
		Lauf 3:	00:03.681	00:01.988	00:22.950	131,92 km/h	00:43.763	115,78 km/h	01:12.382	100,97 km/h
		Lauf 4:	00:03.602	00:01.968	00:22.176	132,12 km/h	00:43.750	115,94 km/h	01:11.496	102,22 km/h
21	382	LANG Bernhard		Ford Escort RS2000 Spezial						
		Lauf 1:	00:03.711	00:02.135	00:22.853	130,42 km/h	00:43.804	111,62 km/h	01:12.503	100,80 km/h
		Lauf 2:	00:03.780	00:02.047	00:23.160	128,19 km/h	00:45.561	107,82 km/h	01:14.548	98,03 km/h
		Lauf 3:	00:03.661	00:01.998	00:23.291	131,11 km/h	00:44.172	111,81 km/h	01:13.122	99,94 km/h
		Lauf 4:	00:03.631	00:01.989	00:22.322	131,35 km/h	00:43.683	113,26 km/h	01:11.625	102,03 km/h
22	363	FLIK Beatrice		Renault Megane Coupé						
		Lauf 1:	00:03.918	00:01.884	00:22.473	142,76 km/h	00:46.807	120,27 km/h	01:15.082	97,33 km/h
		Lauf 2:	00:03.967	00:01.880	00:21.919	144,18 km/h	00:46.386	119,24 km/h	01:14.152	98,55 km/h
		Lauf 3:	00:03.963	00:01.876	00:22.484	143,61 km/h	00:46.176	117,81 km/h	01:14.499	98,10 km/h
		Lauf 4:	00:03.919	00:01.866	00:22.024	144,14 km/h	00:46.460	120,21 km/h	01:14.269	98,40 km/h
23	360	ALT Holger		Ford Escort RS2000						
		Lauf 1:	00:04.077	00:02.304	00:24.875	118,21 km/h	00:48.265	105,97 km/h	01:19.521	91,90 km/h
		Lauf 2:	00:03.995	00:02.254	00:24.150	120,43 km/h	00:47.240	107,59 km/h	01:17.639	94,13 km/h
		Lauf 3:	00:03.953	00:02.250	00:25.086	118,64 km/h	00:47.073	108,00 km/h	01:18.362	93,26 km/h
		Lauf 4:	00:04.043	00:02.280	00:24.450	119,52 km/h	00:47.114	108,13 km/h	01:17.887	93,83 km/h
24	368	SCHWANECKE Gero		VW Escher Golf GTI 16 V						
		Lauf 1:	00:03.906	00:02.129	00:25.222	123,57 km/h	00:51.466	104,41 km/h	01:22.723	88,34 km/h
		Lauf 2:	00:03.946	00:02.109	00:24.599	124,83 km/h	00:48.900	104,17 km/h	01:19.554	91,86 km/h
		Lauf 3:	00:03.907	00:02.124	00:25.266	120,68 km/h	00:47.985	109,12 km/h	01:19.282	92,18 km/h
		Lauf 4:	00:03.844	00:02.092	00:24.316	124,77 km/h	00:47.813	106,70 km/h	01:18.065	93,61 km/h
25	355	DE WEST Wilko		Opel Kadett C						
		Lauf 1:	00:03.952	00:02.165	00:26.688	119,24 km/h	00:50.974	103,39 km/h	01:23.779	87,23 km/h
		Lauf 2:	00:04.011	00:02.231	00:24.885	124,21 km/h	00:48.207	105,08 km/h	01:19.334	92,12 km/h
		Lauf 3:	00:03.840	00:02.142	00:25.659	120,50 km/h	00:49.160	106,08 km/h	01:20.801	90,44 km/h
		Lauf 4:	00:03.874	00:02.122	00:25.110	122,89 km/h	00:47.767	110,42 km/h	01:18.873	92,66 km/h
26	358	MANGER Joachim		Opel Kadett C Gerent						
		Lauf 1:	00:04.457	00:02.167	00:28.129	107,49 km/h	00:56.573	88,46 km/h	01:31.326	80,02 km/h
		Lauf 2:	00:04.272	00:02.208	00:28.772	110,19 km/h	00:57.897	84,18 km/h	01:33.149	78,45 km/h
		Lauf 3:	00:03.978	00:02.049	00:27.357	116,91 km/h	00:57.631	87,55 km/h	01:31.015	80,29 km/h
		Lauf 4:	*	*	*	* km/h	*	* km/h	*	* km/h