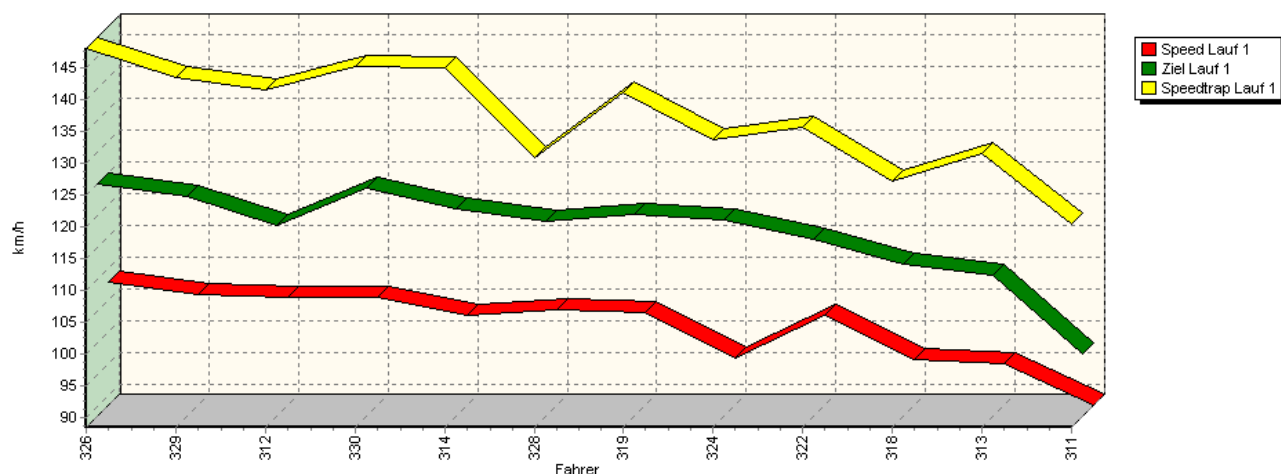
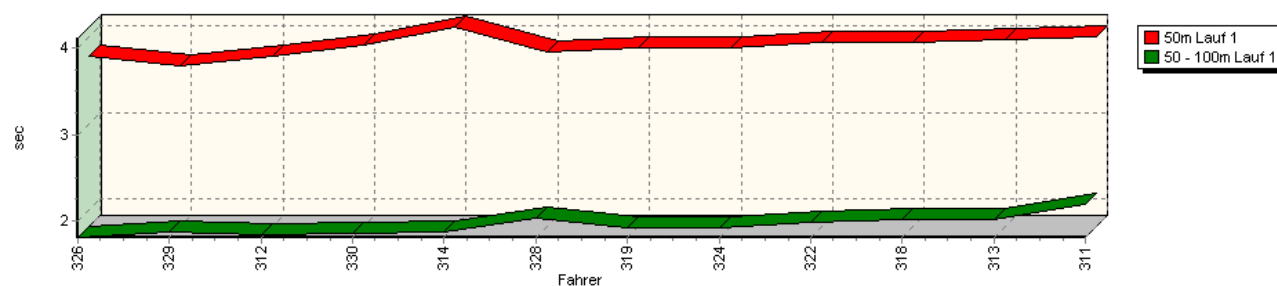


Sektorzeiten & Speeds - Training - Gruppe H bis 1600 ccm - Klasse 39

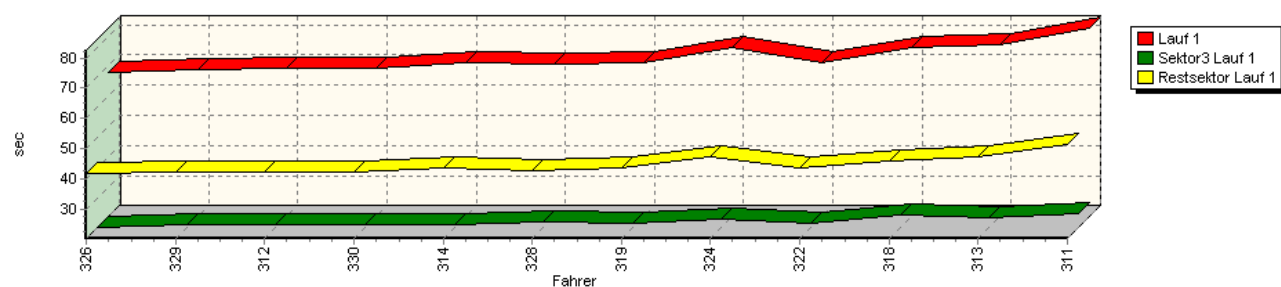
Speed-Diagramm Lauf 1



Sektor-Diagramm (Start) Lauf 1

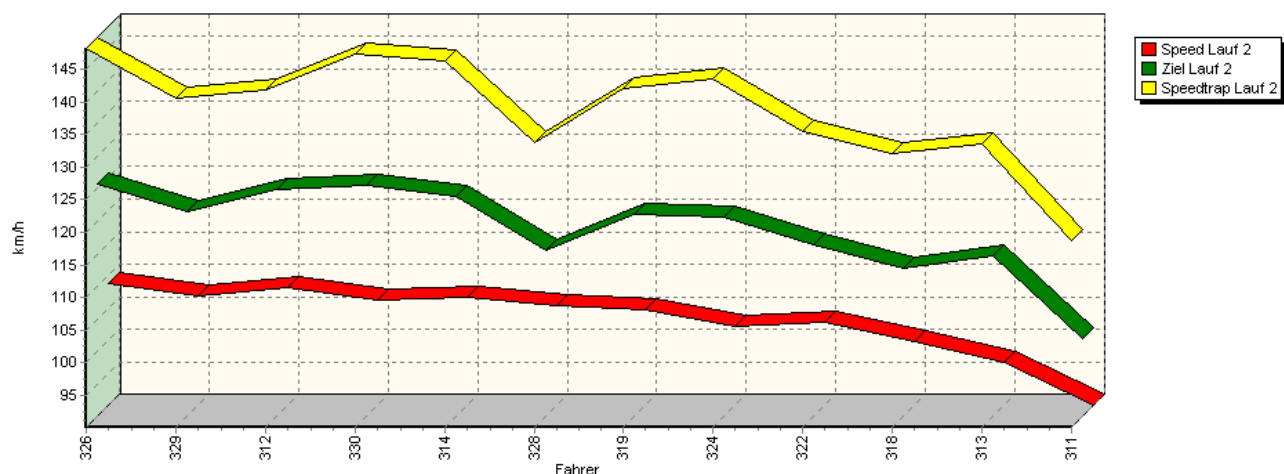


Sektor-Diagramm (Rest) Lauf 1

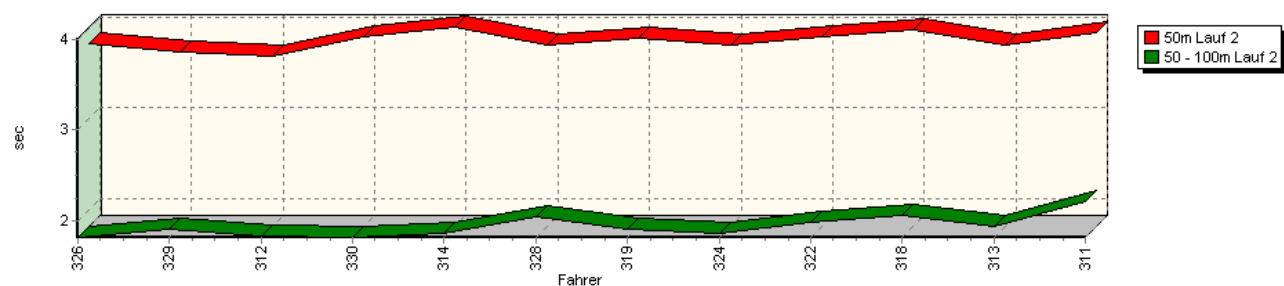


Sektorzeiten & Speeds - Training - Gruppe H bis 1600 ccm - Klasse 39

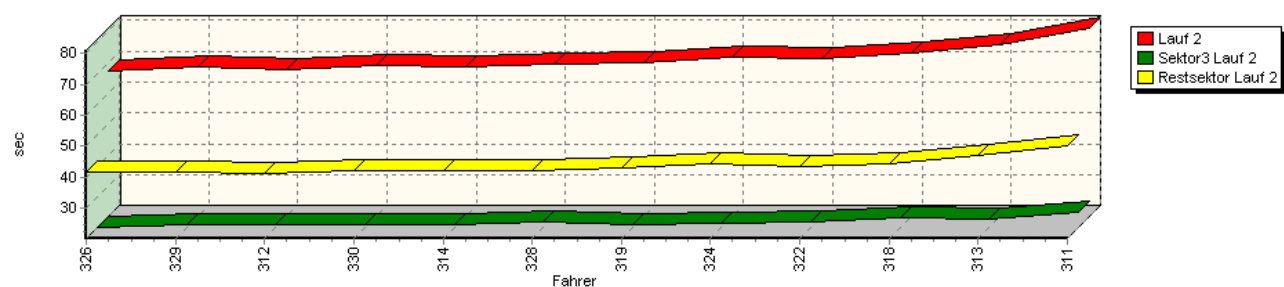
Speed-Diagramm Lauf 2



Sektor-Diagramm (Start) Lauf 2

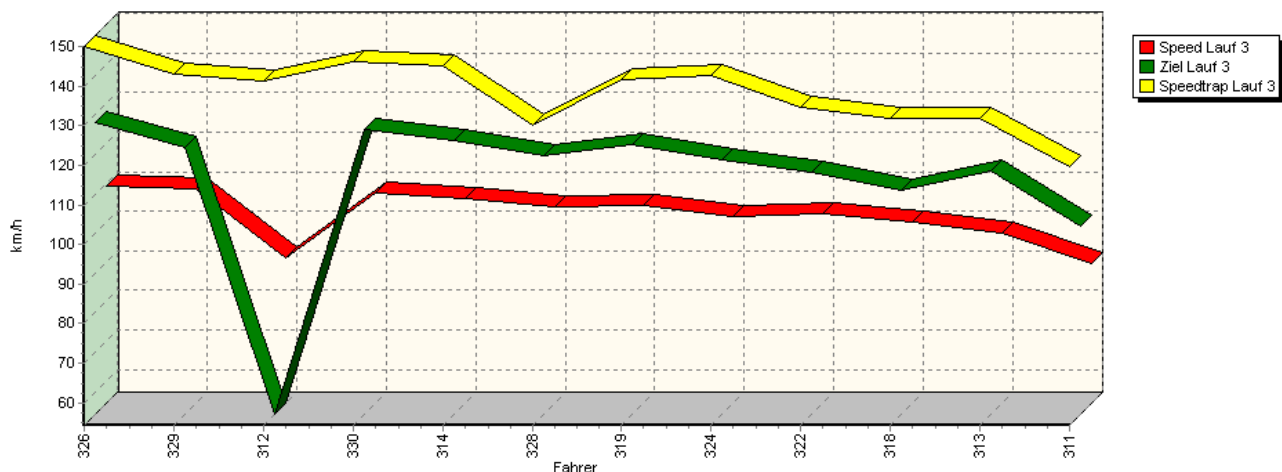


Sektor-Diagramm (Rest) Lauf 2

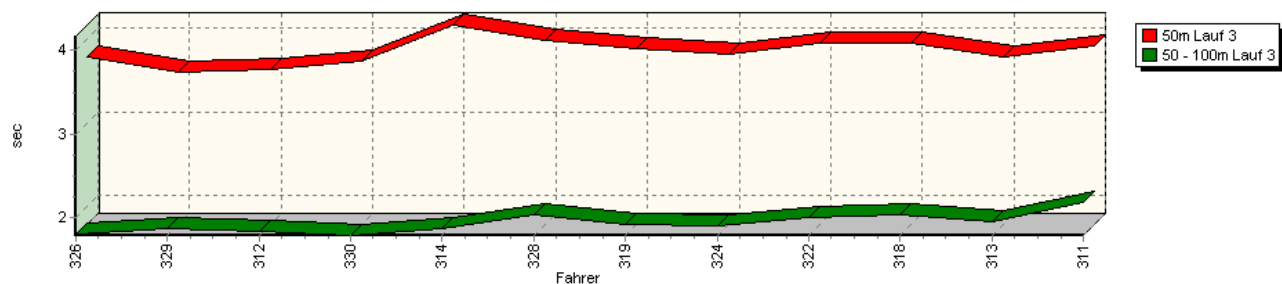


Sektorzeiten & Speeds - Training - Gruppe H bis 1600 ccm - Klasse 39

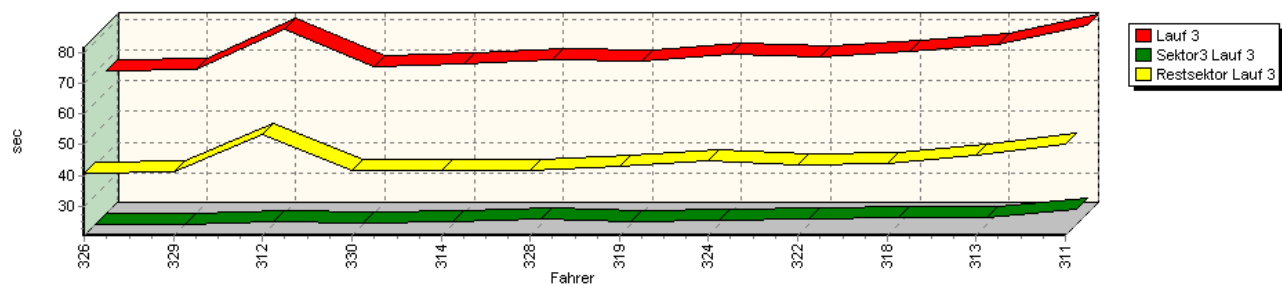
Speed-Diagramm Lauf 3



Sektor-Diagramm (Start) Lauf 3

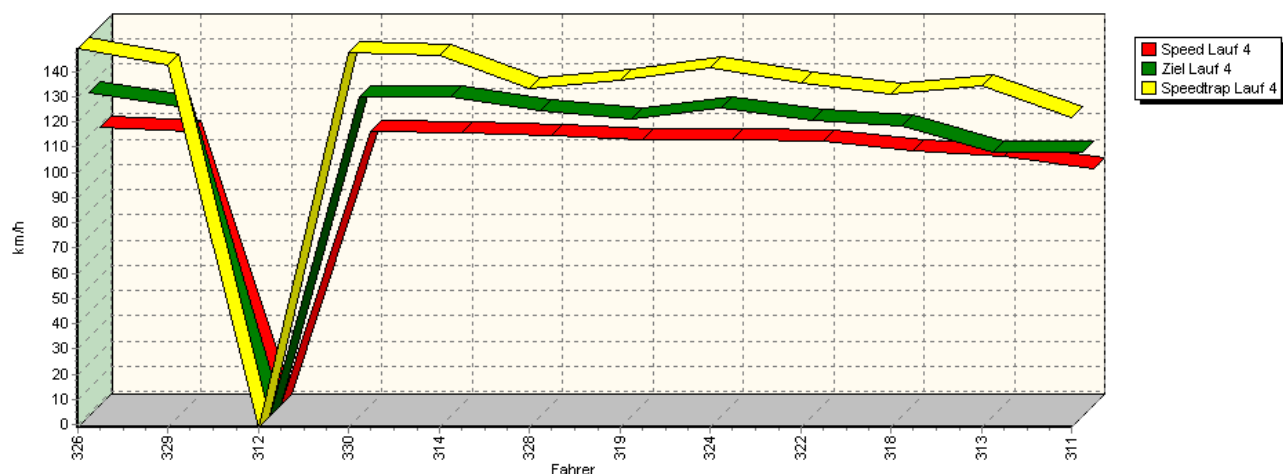


Sektor-Diagramm (Rest) Lauf 3

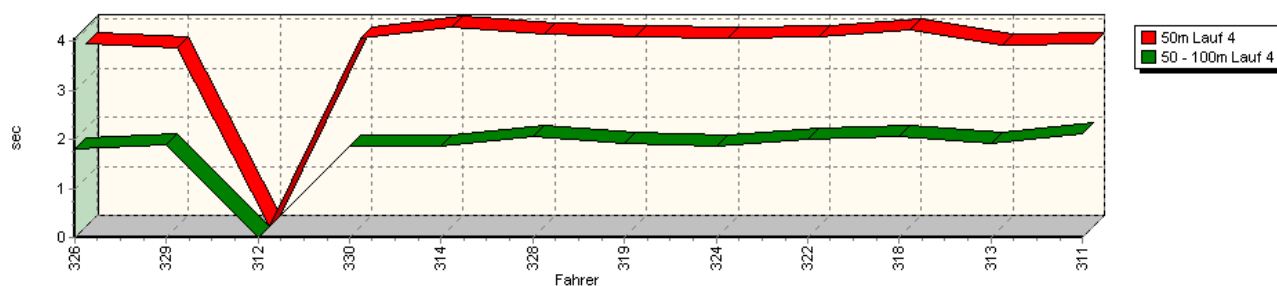


Sektorzeiten & Speeds - Training - Gruppe H bis 1600 ccm - Klasse 39

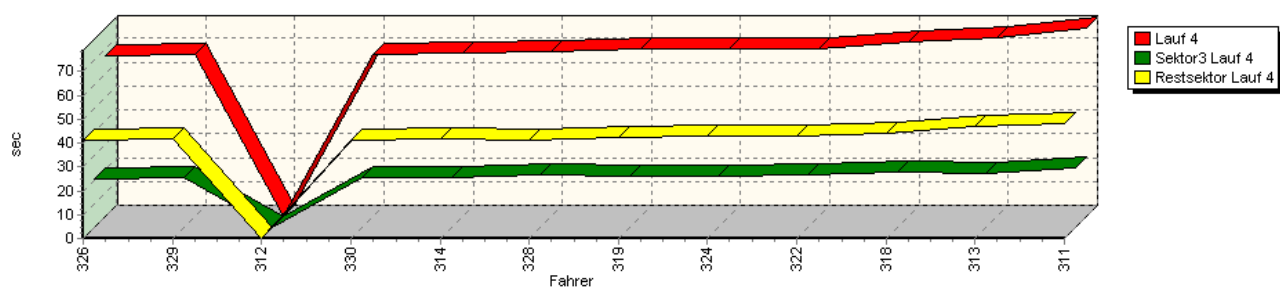
Speed-Diagramm Lauf 4



Sektor-Diagramm (Start) Lauf 4



Sektor-Diagramm (Rest) Lauf 4



Rg.	Nr.	Sektor 1 (50m)	Sektor 2 (50-100m)	Sektor 3	Speed Trap	Sektor 4	Speed (Ziel)	Laufzeit	Speed (Lauf)	
1	326	PAULITSCH Hans		VW Minichberger Scirocco 16V						
		Lauf 1:	00:03.777	00:01.816	00:20.284	148,08 km/h	00:41.816	124,98 km/h	01:07.693	107,96 km/h
		Lauf 2:	00:03.832	00:01.814	00:20.043	148,17 km/h	00:41.567	125,65 km/h	01:07.256	108,66 km/h
		Lauf 3:	00:03.785	00:01.807	00:20.492	150,09 km/h	00:40.800	128,16 km/h	01:06.884	109,26 km/h
		Lauf 4:	00:03.739	00:01.803	00:20.273	149,10 km/h	00:41.222	127,16 km/h	01:07.037	109,01 km/h




44. Osnabrücker ADAC Bergrennen

13. und 14. August 2011

Deutsche Bergmeisterschaft 2011

DMSB Bergpokal für Tourenwagen und Rennsportfahrzeuge

DMSB Classic-Berg-Pokal - KW Gruppe H Berg-Cup



Sektorzeiten & Speeds - Training - Gruppe H bis 1600 ccm - Klasse 39

Rg.	Nr.		Sektor 1 (50m)	Sektor 2 (50-100m)	Sektor 3	Speed Trap	Sektor 4	Speed (Ziel)	Laufzeit	Speed (Lauf)
2	329	AUCHTER Tobias	Opel Corsa A GSI 16V							
		Lauf 1:	00:03.661	00:01.875	00:20.980	143,62 km/h	00:42.416	123,15 km/h	01:08.932	106,02 km/h
		Lauf 2:	00:03.744	00:01.901	00:21.053	140,50 km/h	00:41.635	121,39 km/h	01:08.333	106,95 km/h
		Lauf 3:	00:03.602	00:01.865	00:20.696	143,00 km/h	00:41.229	121,63 km/h	01:07.392	108,44 km/h
		Lauf 4:	00:03.646	00:01.889	00:20.802	142,76 km/h	00:41.703	121,97 km/h	01:08.040	107,41 km/h
3	312	KLINGELBERGER Thomas	VW Polo Kit Car							
		Lauf 1:	00:03.773	00:01.843	00:21.357	141,52 km/h	00:42.356	118,52 km/h	01:09.329	105,41 km/h
		Lauf 2:	00:03.698	00:01.832	00:20.866	141,88 km/h	00:41.176	124,80 km/h	01:07.572	108,15 km/h
		Lauf 3:	00:03.643	00:01.837	00:21.335	141,22 km/h	00:53.571	54,28 km/h	01:20.386	90,91 km/h
		Lauf 4:	*	*	*	* km/h	*	* km/h	*	* km/h
4	330	MAIER Helmut	VW Spiess Golf							
		Lauf 1:	00:03.900	00:01.866	00:21.293	145,18 km/h	00:42.171	124,40 km/h	01:09.230	105,56 km/h
		Lauf 2:	00:03.902	00:01.818	00:20.933	147,26 km/h	00:42.164	125,60 km/h	01:08.817	106,19 km/h
		Lauf 3:	00:03.730	00:01.786	00:20.977	146,18 km/h	00:41.591	126,29 km/h	01:08.084	107,34 km/h
		Lauf 4:	00:03.843	00:01.849	00:20.875	147,30 km/h	00:41.410	125,55 km/h	01:07.977	107,51 km/h
5	314	LEWE Manfred	VW Brügge Golf 20V							
		Lauf 1:	00:04.113	00:01.872	00:21.283	145,12 km/h	00:43.847	121,19 km/h	01:11.115	102,76 km/h
		Lauf 2:	00:04.013	00:01.865	00:20.770	146,27 km/h	00:41.837	123,77 km/h	01:08.485	106,71 km/h
		Lauf 3:	00:04.167	00:01.871	00:21.208	145,31 km/h	00:41.724	123,47 km/h	01:08.970	105,96 km/h
		Lauf 4:	00:04.064	00:01.859	00:20.753	146,10 km/h	00:41.641	125,80 km/h	01:08.317	106,97 km/h
6	328	FAULHABER Stefan	Opel Risse Kadett C 8V							
		Lauf 1:	00:03.830	00:02.034	00:22.066	131,00 km/h	00:42.623	119,08 km/h	01:10.553	103,58 km/h
		Lauf 2:	00:03.816	00:02.044	00:21.681	133,85 km/h	00:41.870	115,57 km/h	01:09.411	105,29 km/h
		Lauf 3:	00:03.980	00:02.032	00:22.484	130,13 km/h	00:41.748	119,71 km/h	01:10.244	104,04 km/h
		Lauf 4:	00:03.924	00:02.067	00:22.026	133,13 km/h	00:41.165	120,29 km/h	01:09.182	105,64 km/h
7	319	HEINDRICHS Werner	Opel Veytal Corsa 16V							
		Lauf 1:	00:03.875	00:01.924	00:21.723	141,21 km/h	00:43.403	120,28 km/h	01:10.925	103,04 km/h
		Lauf 2:	00:03.897	00:01.910	00:21.164	142,08 km/h	00:42.860	120,98 km/h	01:09.831	104,65 km/h
		Lauf 3:	00:03.880	00:01.925	00:21.360	141,81 km/h	00:42.937	122,51 km/h	01:10.102	104,25 km/h
		Lauf 4:	00:03.877	00:01.928	00:21.652	136,42 km/h	00:42.642	116,73 km/h	01:10.099	104,25 km/h
8	324	EBERLE Jörg	VW Scirocco							
		Lauf 1:	00:03.869	00:01.920	00:23.250	133,67 km/h	00:47.111	119,44 km/h	01:16.150	95,97 km/h
		Lauf 2:	00:03.819	00:01.855	00:21.563	143,46 km/h	00:44.274	120,57 km/h	01:11.511	102,19 km/h
		Lauf 3:	00:03.825	00:01.904	00:21.748	142,85 km/h	00:44.589	118,62 km/h	01:12.066	101,41 km/h
		Lauf 4:	00:03.848	00:01.871	00:21.356	141,68 km/h	00:43.208	121,43 km/h	01:10.283	103,98 km/h
9	322	HESSE Lutz	VW Büchl Golf 8V							
		Lauf 1:	00:03.944	00:01.998	00:21.723	135,70 km/h	00:43.584	116,42 km/h	01:11.249	102,57 km/h
		Lauf 2:	00:03.901	00:01.989	00:21.819	135,54 km/h	00:43.351	116,28 km/h	01:11.060	102,84 km/h
		Lauf 3:	00:03.959	00:02.001	00:22.277	134,70 km/h	00:43.303	115,34 km/h	01:11.540	102,15 km/h
		Lauf 4:	00:03.876	00:01.995	00:21.845	135,38 km/h	00:42.700	116,14 km/h	01:10.416	103,78 km/h
10	318	NOWACZYK Uwe	VW Misczyk Golf I 8V							
		Lauf 1:	00:03.937	00:02.029	00:24.276	127,22 km/h	00:46.078	112,45 km/h	01:16.320	95,75 km/h
		Lauf 2:	00:03.976	00:02.061	00:23.011	132,01 km/h	00:44.087	112,75 km/h	01:13.135	99,92 km/h
		Lauf 3:	00:03.948	00:02.039	00:22.967	131,77 km/h	00:44.091	111,10 km/h	01:13.045	100,05 km/h
		Lauf 4:	00:04.007	00:02.058	00:22.979	131,29 km/h	00:44.263	113,79 km/h	01:13.307	99,69 km/h




44. Osnabrücker ADAC Bergrennen

13. und 14. August 2011

Deutsche Bergmeisterschaft 2011

DMSB Bergpokal für Tourenwagen und Rennsportfahrzeuge

DMSB Classic-Berg-Pokal - KW Gruppe H Berg-Cup



Sektorzeiten & Speeds - Training - Gruppe H bis 1600 ccm - Klasse 39

Rg.	Nr.		Sektor 1 (50m)	Sektor 2 (50-100m)	Sektor 3	Speed Trap	Sektor 4	Speed (Ziel)	Laufzeit	Speed (Lauf)
11	313	SCHEELE Marcel		Honda Civic						
		Lauf 1:	00:03.976	00:02.025	00:23.633	131,59 km/h	00:47.254	110,78 km/h	01:16.888	95,05 km/h
		Lauf 2:	00:03.818	00:01.941	00:22.818	133,59 km/h	00:47.053	114,74 km/h	01:15.630	96,63 km/h
		Lauf 3:	00:03.779	00:01.948	00:22.927	131,91 km/h	00:46.535	115,69 km/h	01:15.189	97,19 km/h
		Lauf 4:	00:03.710	00:01.932	00:22.485	134,19 km/h	00:46.850	103,70 km/h	01:14.977	97,47 km/h
12	311	HOLZ Harry		Fiat X 1/9						
		Lauf 1:	00:04.005	00:02.205	00:24.713	120,57 km/h	00:51.616	98,21 km/h	01:22.539	88,54 km/h
		Lauf 2:	00:03.949	00:02.206	00:24.937	118,81 km/h	00:50.008	101,95 km/h	01:21.100	90,11 km/h
		Lauf 3:	00:03.913	00:02.184	00:25.569	119,56 km/h	00:50.042	101,87 km/h	01:21.708	89,44 km/h
		Lauf 4:	00:03.736	00:02.125	00:24.895	121,83 km/h	00:48.165	103,78 km/h	01:18.921	92,60 km/h