




44. Osnabrücker ADAC Bergrennen

13. und 14. August 2011

Deutsche Bergmeisterschaft 2011

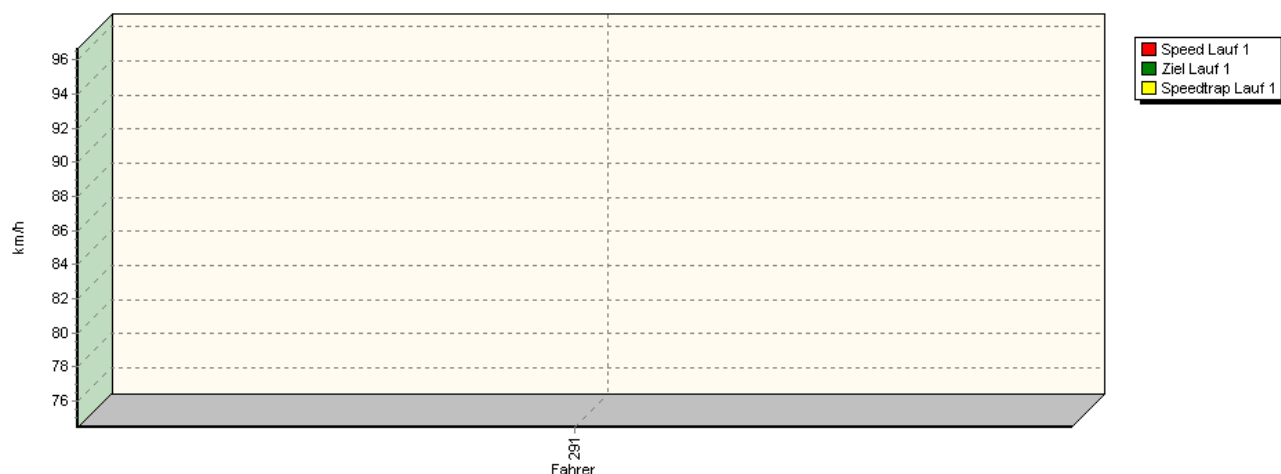
DMSB Bergpokal für Tourenwagen und Rennsportfahrzeuge

DMSB Classic-Berg-Pokal - KW Gruppe H Berg-Cup

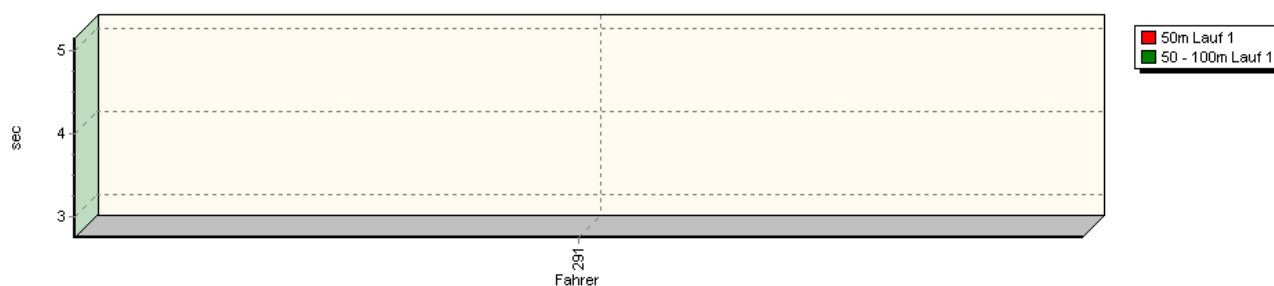


Sektorzeiten & Speeds - Rennen - British Car Trophy + NSU TT Trophy

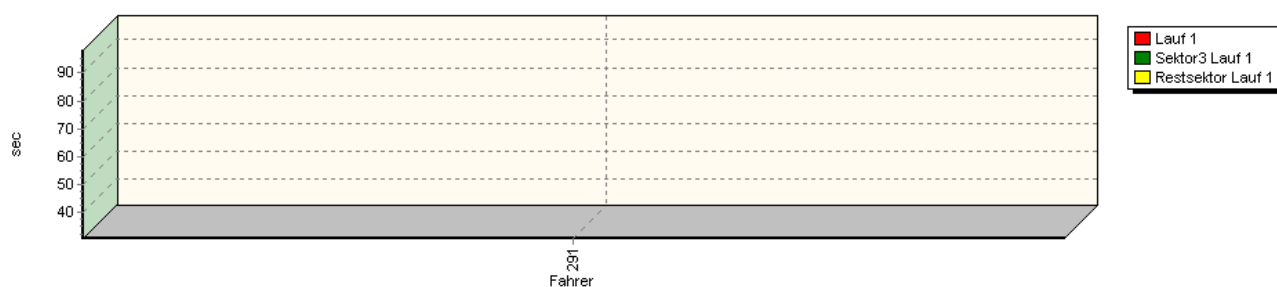
Speed-Diagramm Lauf 1



Sektor-Diagramm (Start) Lauf 1



Sektor-Diagramm (Rest) Lauf 1






44. Osnabrücker ADAC Bergrennen

13. und 14. August 2011

Deutsche Bergmeisterschaft 2011

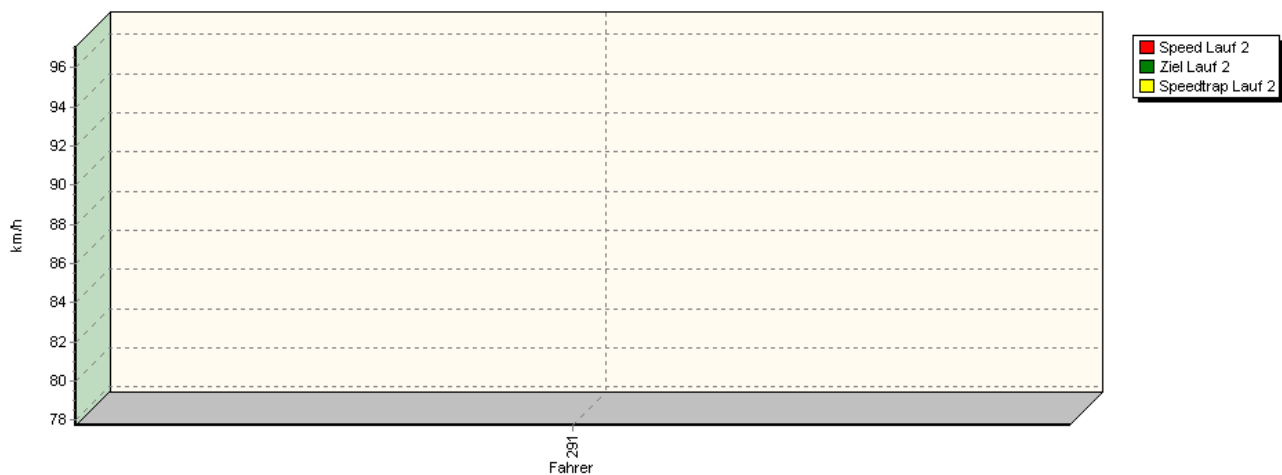
DMSB Bergpokal für Tourenwagen und Rennsportfahrzeuge

DMSB Classic-Berg-Pokal - KW Gruppe H Berg-Cup

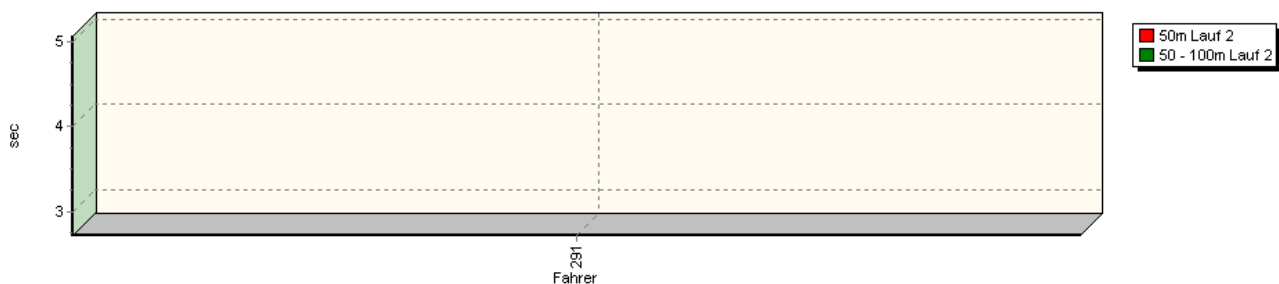


Sektorzeiten & Speeds - Rennen - British Car Trophy + NSU TT Trophy

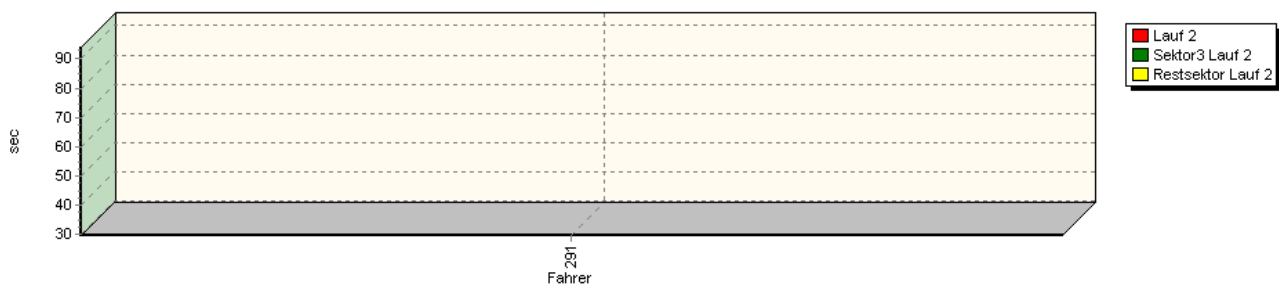
Speed-Diagramm Lauf 2



Sektor-Diagramm (Start) Lauf 2



Sektor-Diagramm (Rest) Lauf 2






44. Osnabrücker ADAC Bergrennen

13. und 14. August 2011

Deutsche Bergmeisterschaft 2011

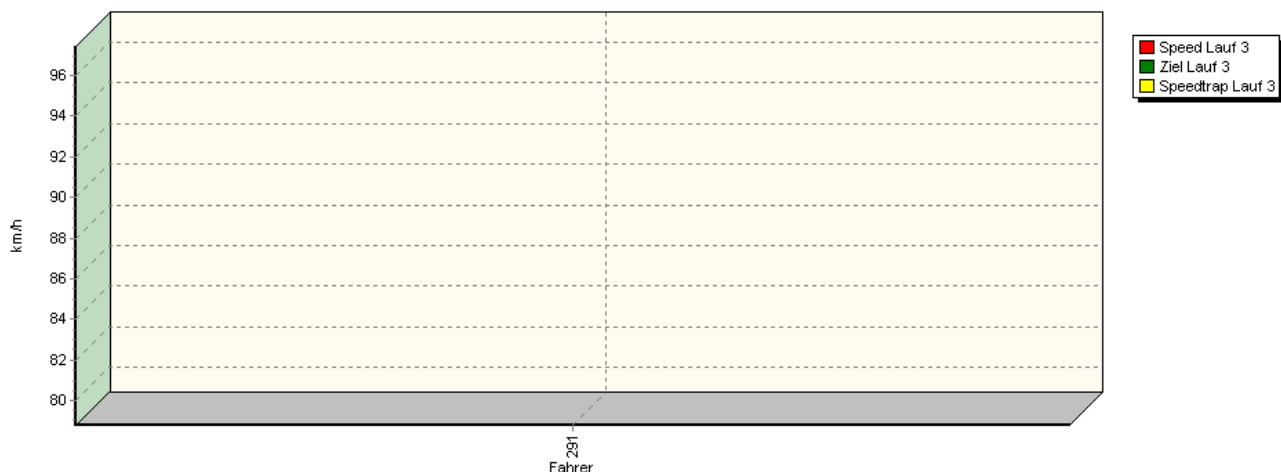
DMSB Bergpokal für Tourenwagen und Rennsportfahrzeuge

DMSB Classic-Berg-Pokal - KW Gruppe H Berg-Cup

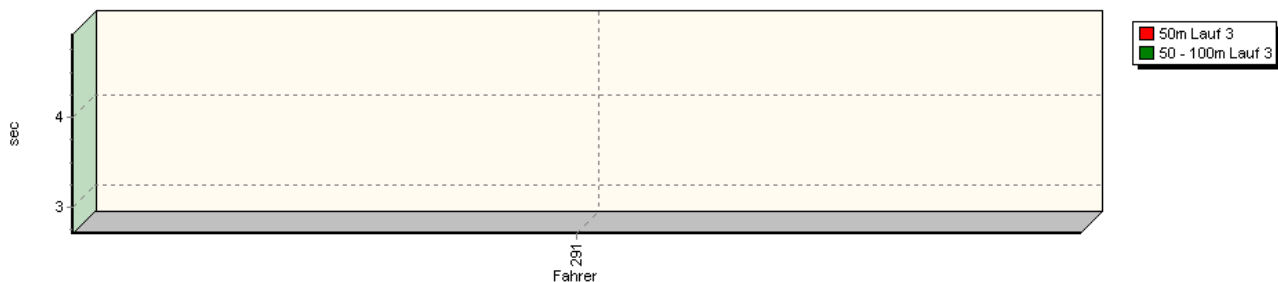


Sektorzeiten & Speeds - Rennen - British Car Trophy + NSU TT Trophy

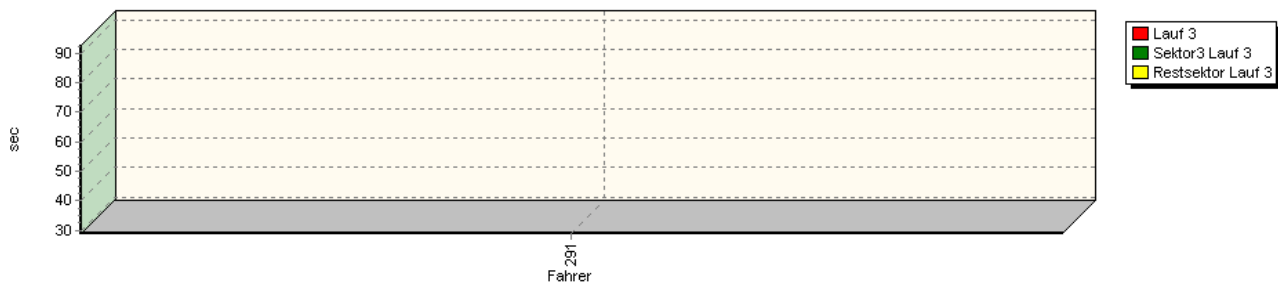
Speed-Diagramm Lauf 3



Sektor-Diagramm (Start) Lauf 3

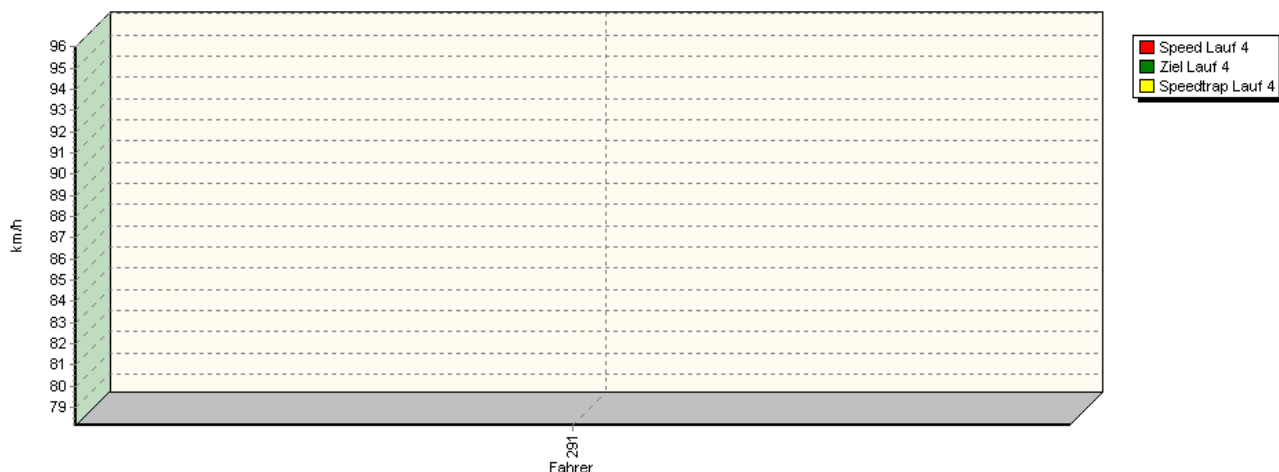


Sektor-Diagramm (Rest) Lauf 3

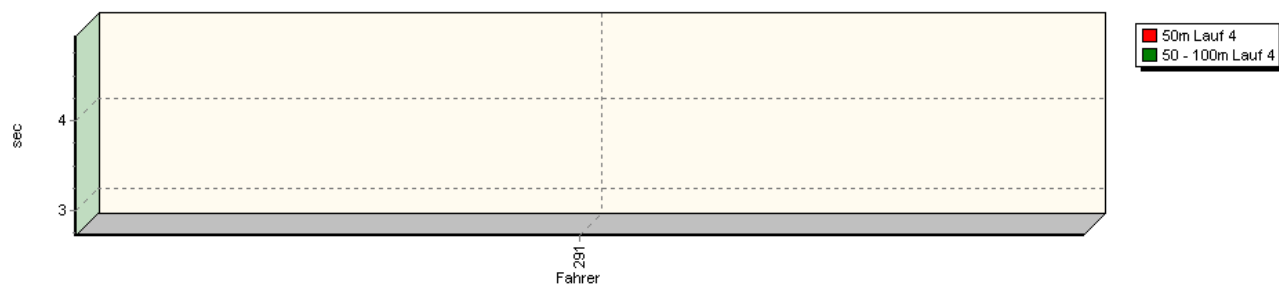


Sektorzeiten & Speeds - Rennen - British Car Trophy + NSU TT Trophy

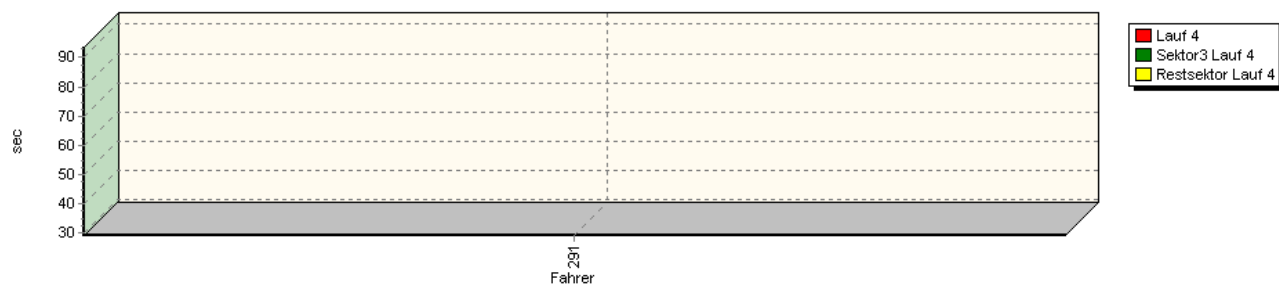
Speed-Diagramm Lauf 4



Sektor-Diagramm (Start) Lauf 4



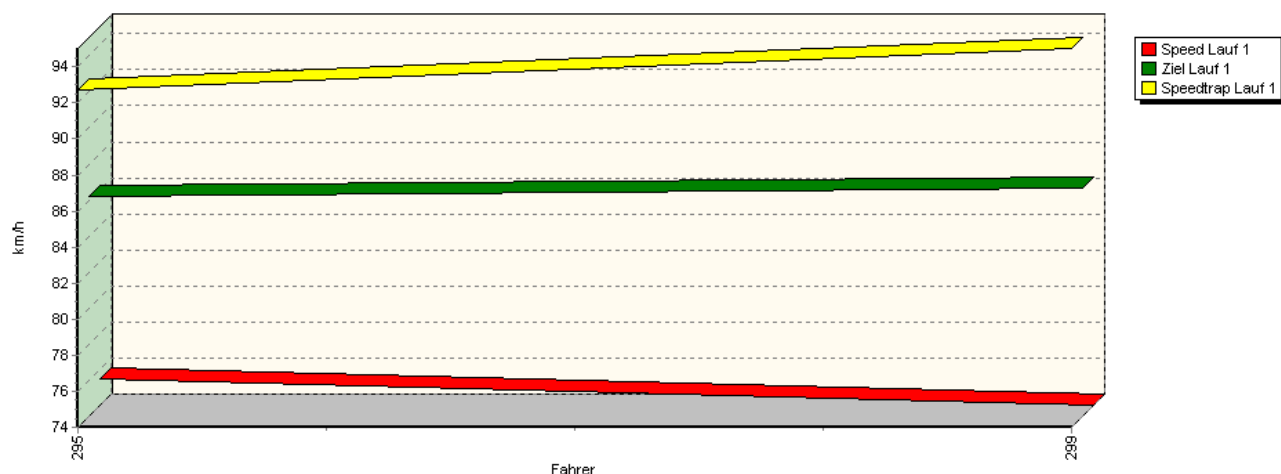
Sektor-Diagramm (Rest) Lauf 4



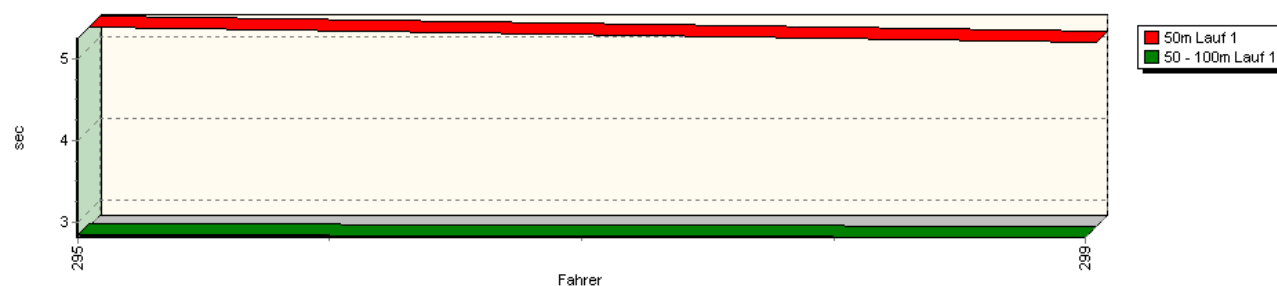
Rg.	Nr.	Sektor 1 (50m)	Sektor 2 (50-100m)	Sektor 3	Speed Trap	Sektor 4	Speed (Ziel)	Laufzeit	Speed (Lauf)	
1	291	KOHLHAAS Jürgen		Rover Mini						
		Lauf 1:	00:05.155	00:02.751	00:30.619	96,68 km/h	00:59.626	83,86 km/h	01:38.151	74,46 km/h
		Lauf 2:	00:05.066	00:02.720	00:29.455	97,09 km/h	00:56.760	88,77 km/h	01:34.001	77,74 km/h
		Lauf 3:	00:04.931	00:02.701	00:28.865	97,41 km/h	00:56.241	86,22 km/h	01:32.738	78,80 km/h
		Lauf 4:	00:04.941	00:02.719	00:29.143	96,02 km/h	00:56.706	85,26 km/h	01:33.509	78,15 km/h

Sektorzeiten & Speeds - Rennen - British Car Trophy + NSU TT Trophy

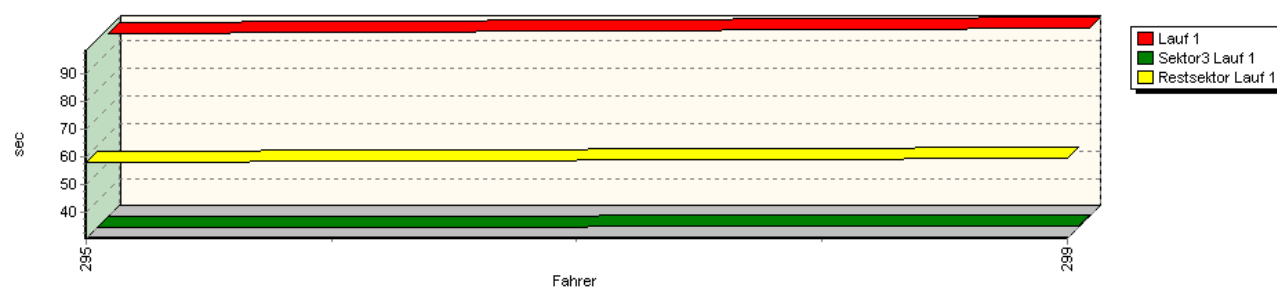
Speed-Diagramm Lauf 1



Sektor-Diagramm (Start) Lauf 1

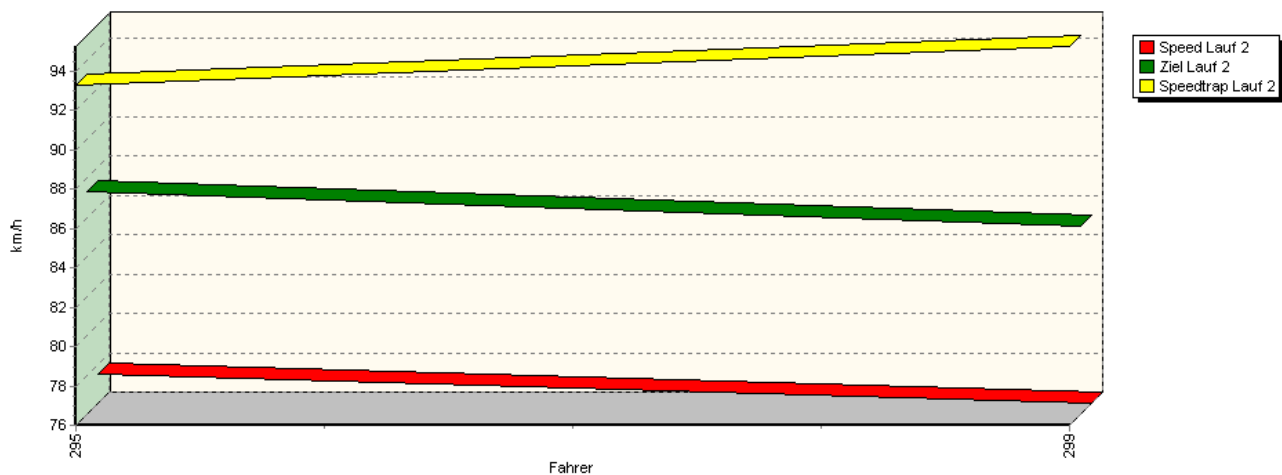


Sektor-Diagramm (Rest) Lauf 1

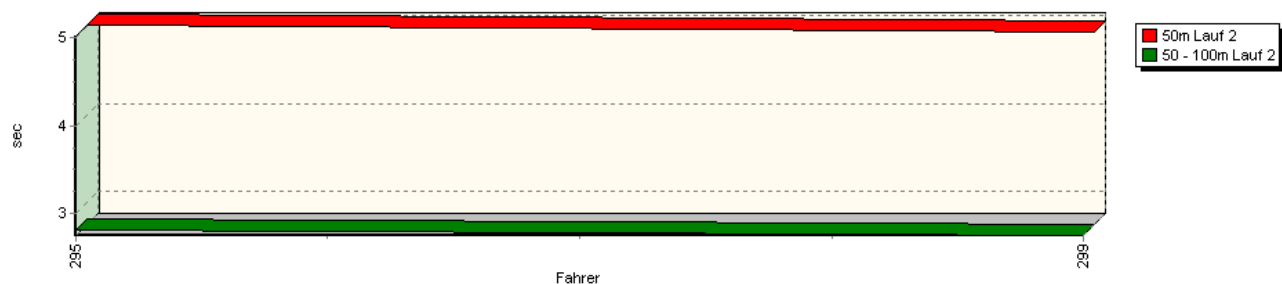


Sektorzeiten & Speeds - Rennen - British Car Trophy + NSU TT Trophy

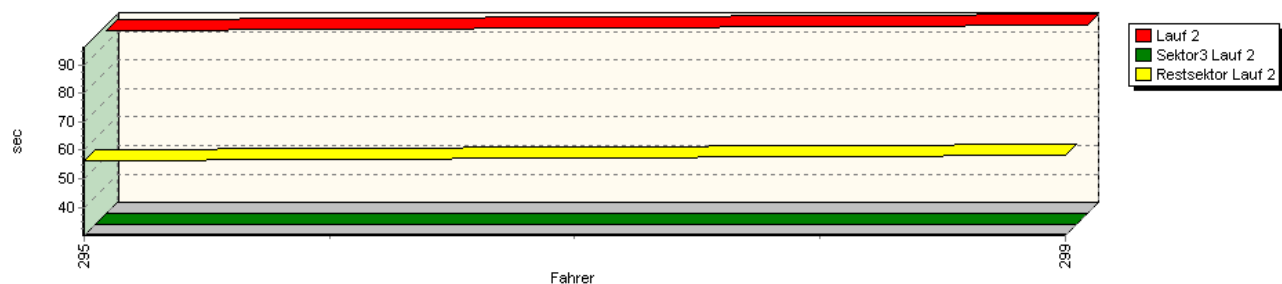
Speed-Diagramm Lauf 2



Sektor-Diagramm (Start) Lauf 2

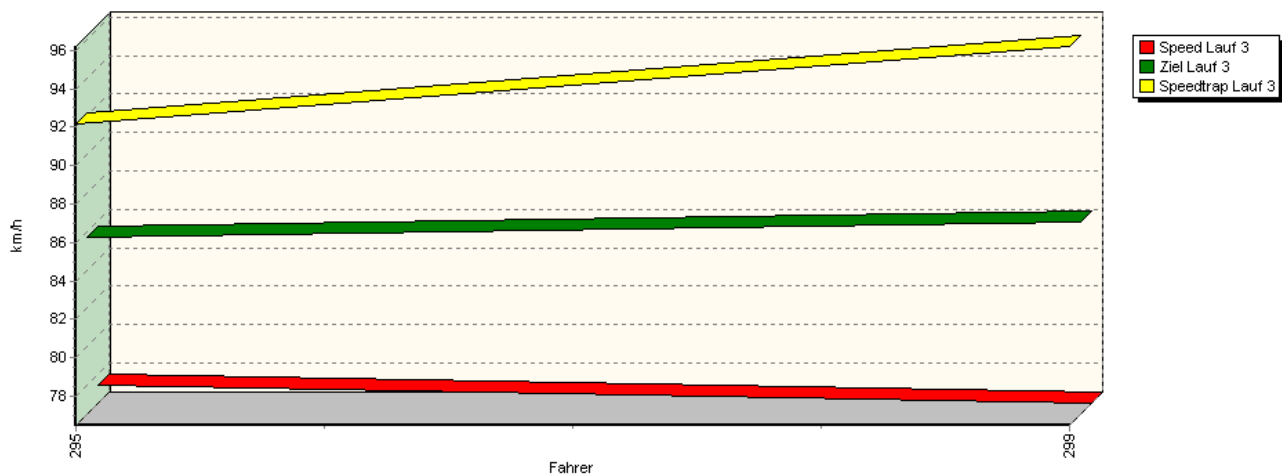


Sektor-Diagramm (Rest) Lauf 2

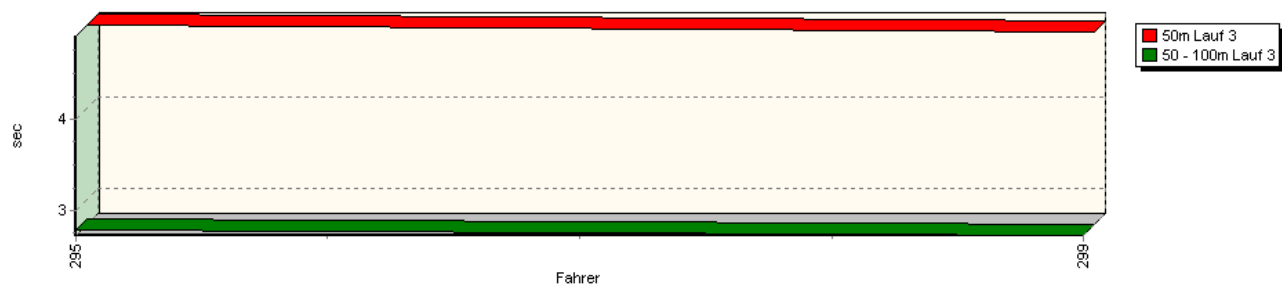


Sektorzeiten & Speeds - Rennen - British Car Trophy + NSU TT Trophy

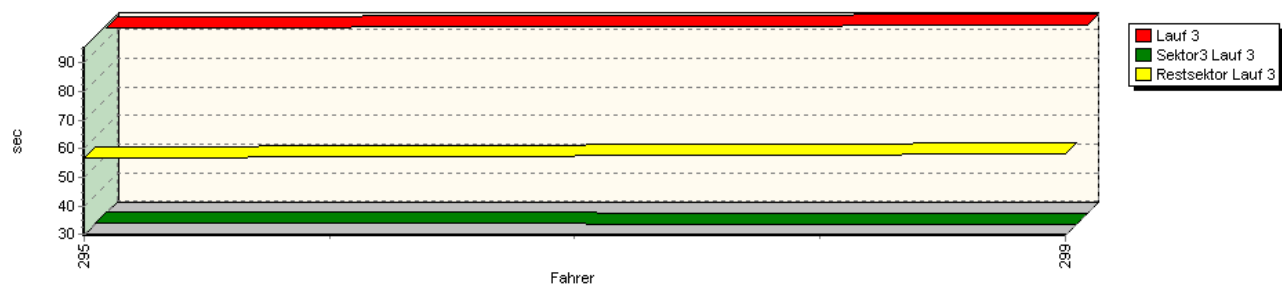
Speed-Diagramm Lauf 3



Sektor-Diagramm (Start) Lauf 3

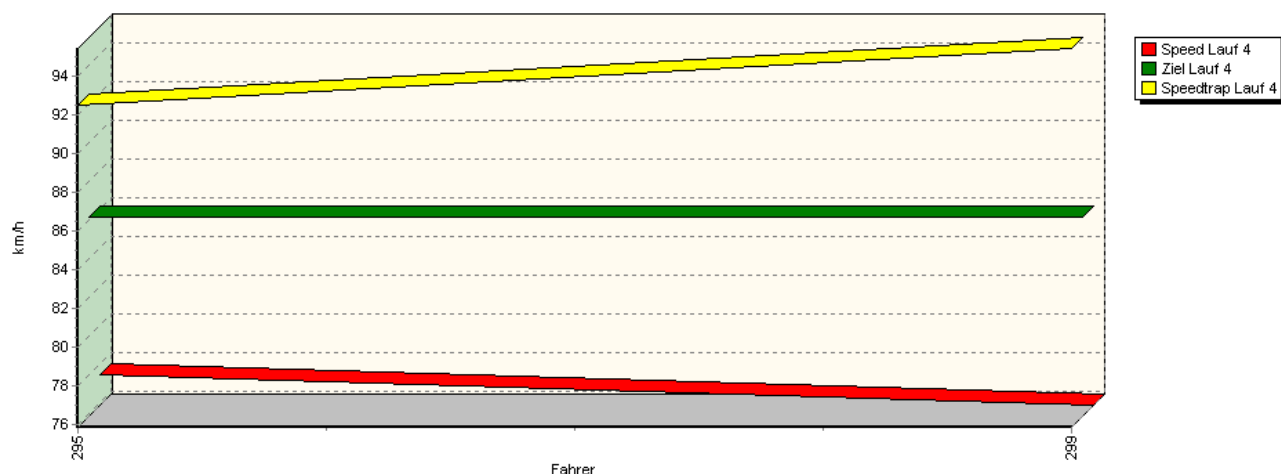


Sektor-Diagramm (Rest) Lauf 3

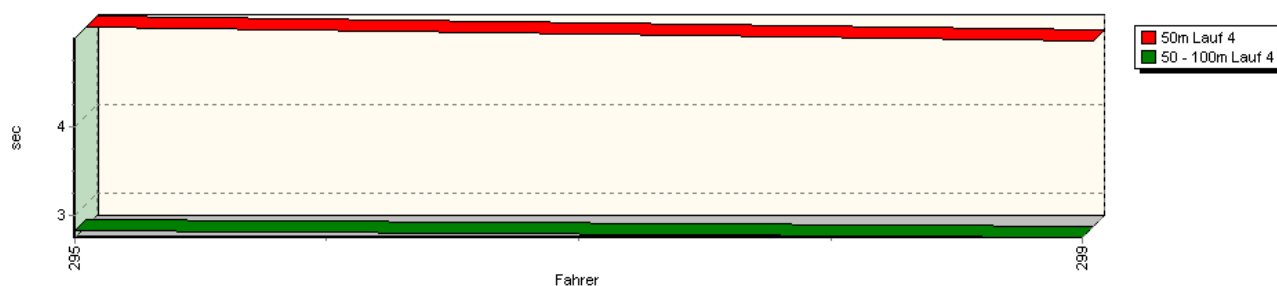


Sektorzeiten & Speeds - Rennen - British Car Trophy + NSU TT Trophy

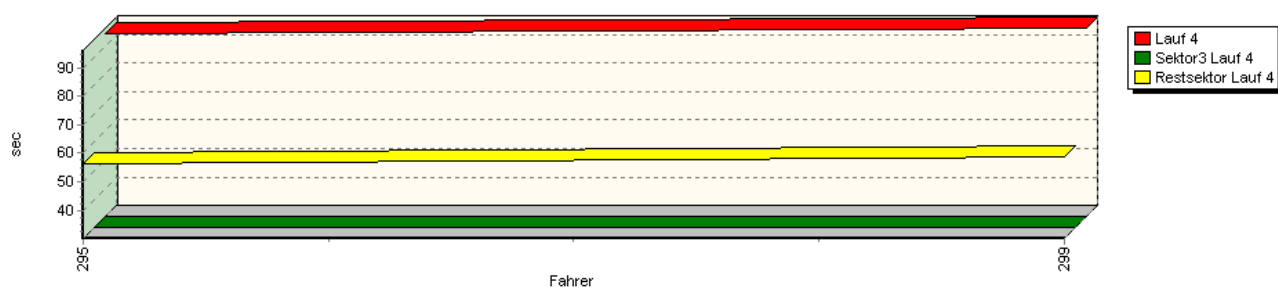
Speed-Diagramm Lauf 4



Sektor-Diagramm (Start) Lauf 4



Sektor-Diagramm (Rest) Lauf 4



Rg.	Nr.	Sektor 1 (50m)	Sektor 2 (50-100m)	Sektor 3	Speed Trap	Sektor 4	Speed (Ziel)	Laufzeit	Speed (Lauf)	
1	295	WALLNER Sebastian		Rover Mini SPI						
		Lauf 1:	00:05.259	00:02.834	00:30.676	92,75 km/h	00:58.050	86,18 km/h	01:36.819	75,48 km/h
		Lauf 2:	00:05.022	00:02.817	00:30.080	93,25 km/h	00:56.413	87,28 km/h	01:34.332	77,47 km/h
		Lauf 3:	00:04.897	00:02.794	00:30.073	92,20 km/h	00:56.654	85,69 km/h	01:34.418	77,40 km/h
		Lauf 4:	00:04.987	00:02.823	00:30.031	92,52 km/h	00:56.480	86,16 km/h	01:34.321	77,48 km/h




44. Osnabrücker ADAC Bergrennen

13. und 14. August 2011

Deutsche Bergmeisterschaft 2011

DMSB Bergpokal für Tourenwagen und Rennsportfahrzeuge

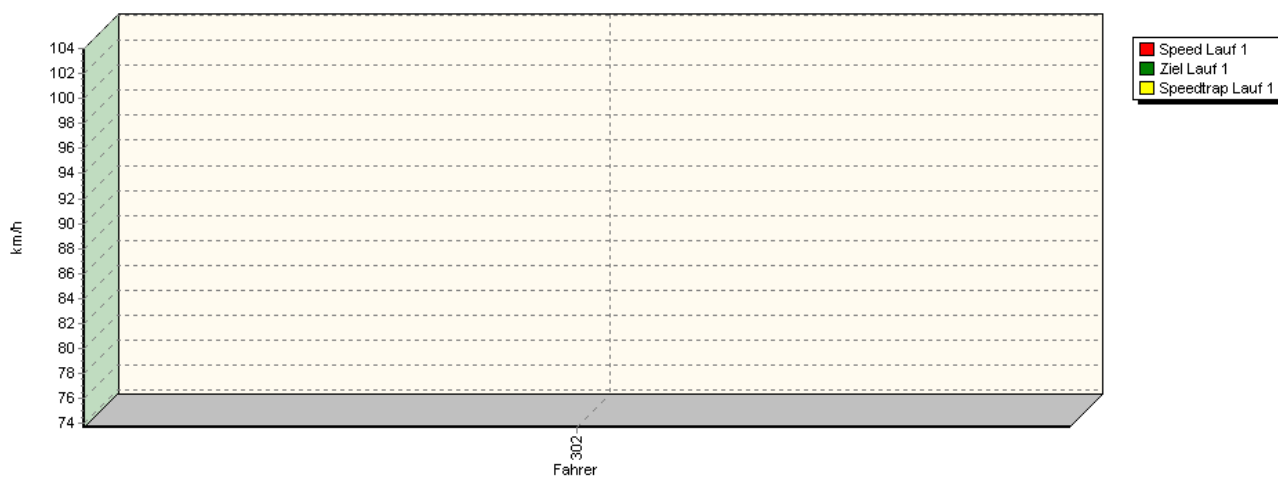
DMSB Classic-Berg-Pokal - KW Gruppe H Berg-Cup



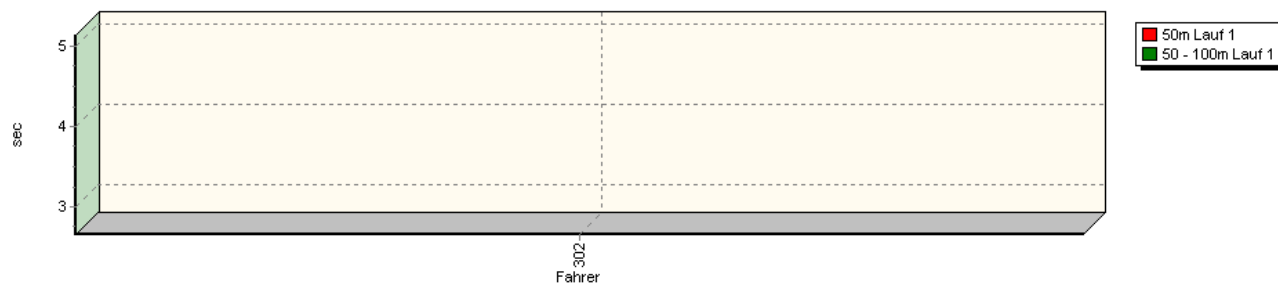
Sektorzeiten & Speeds - Rennen - British Car Trophy + NSU TT Trophy

Rg.	Nr.		Sektor 1 (50m)	Sektor 2 (50-100m)	Sektor 3	Speed Trap	Sektor 4	Speed (Ziel)	Laufzeit	Speed (Lauf)
2	299	LOJEWSKI Timo		Rover Mini						
		Lauf 1:	00:05.080	00:02.805	00:31.295	95,02 km/h	00:59.572	86,65 km/h	01:38.752	74,00 km/h
		Lauf 2:	00:04.942	00:02.749	00:30.128	95,23 km/h	00:58.340	85,51 km/h	01:36.159	76,00 km/h
		Lauf 3:	00:04.824	00:02.733	00:29.718	96,20 km/h	00:58.273	86,52 km/h	01:35.548	76,49 km/h
		Lauf 4:	00:04.836	00:02.749	00:30.028	95,45 km/h	00:58.694	86,18 km/h	01:36.307	75,88 km/h

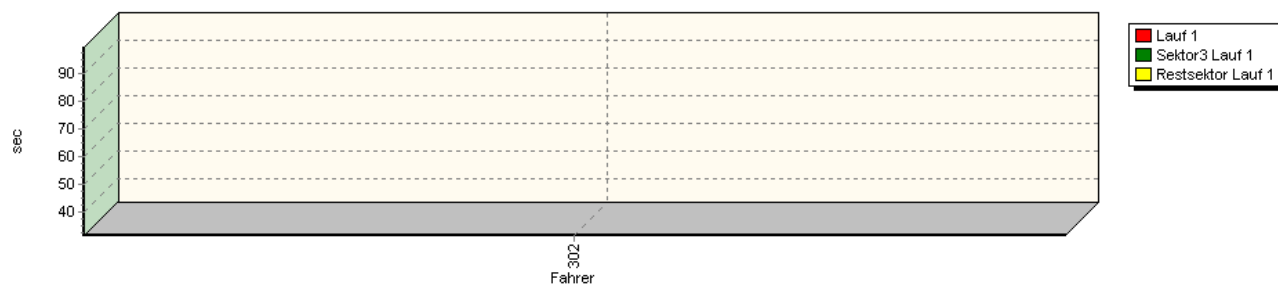
Speed-Diagramm Lauf 1



Sektor-Diagramm (Start) Lauf 1



Sektor-Diagramm (Rest) Lauf 1






44. Osnabrücker ADAC Bergrennen

13. und 14. August 2011

Deutsche Bergmeisterschaft 2011

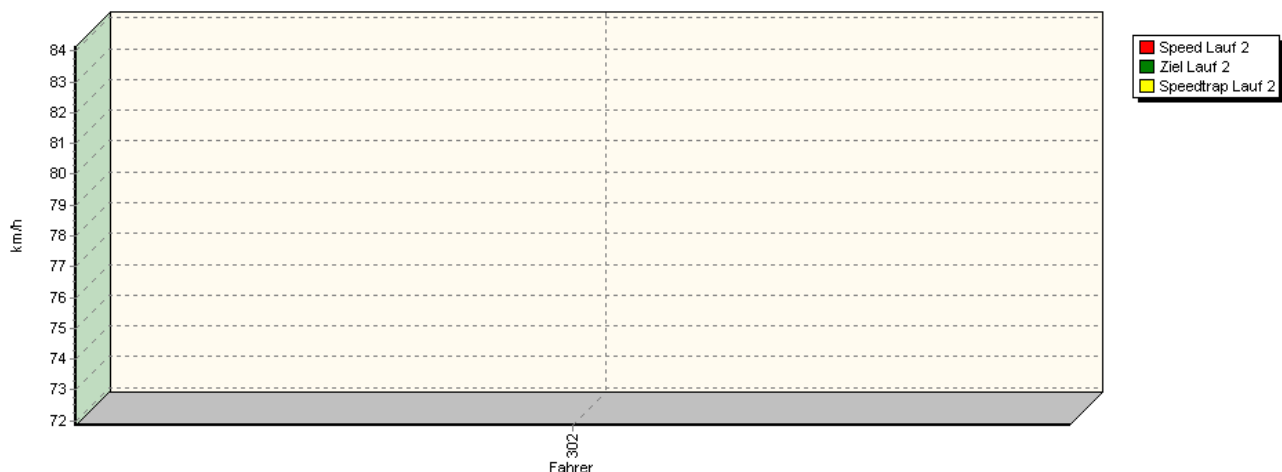
DMSB Bergpokal für Tourenwagen und Rennsportfahrzeuge

DMSB Classic-Berg-Pokal - KW Gruppe H Berg-Cup

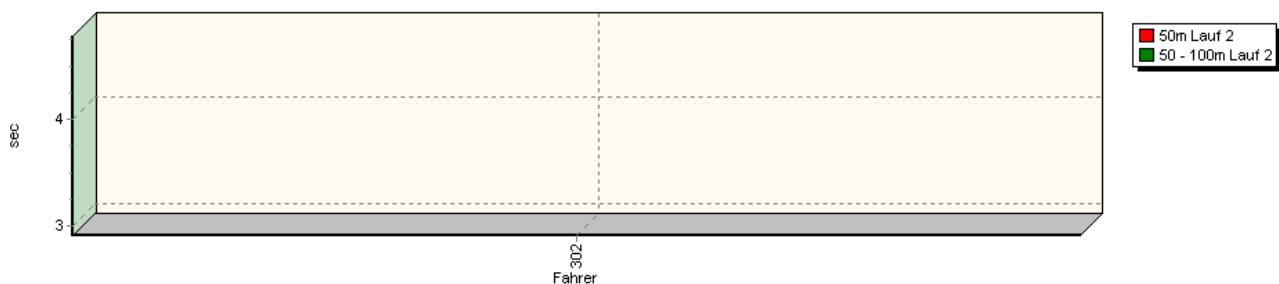


Sektorzeiten & Speeds - Rennen - British Car Trophy + NSU TT Trophy

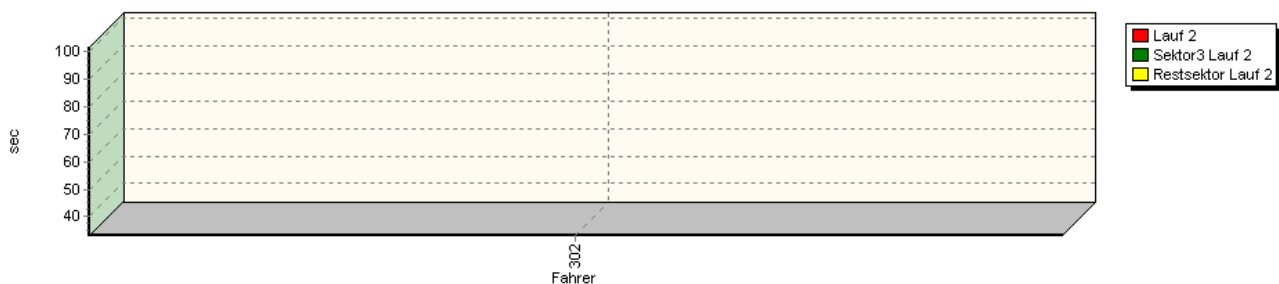
Speed-Diagramm Lauf 2



Sektor-Diagramm (Start) Lauf 2

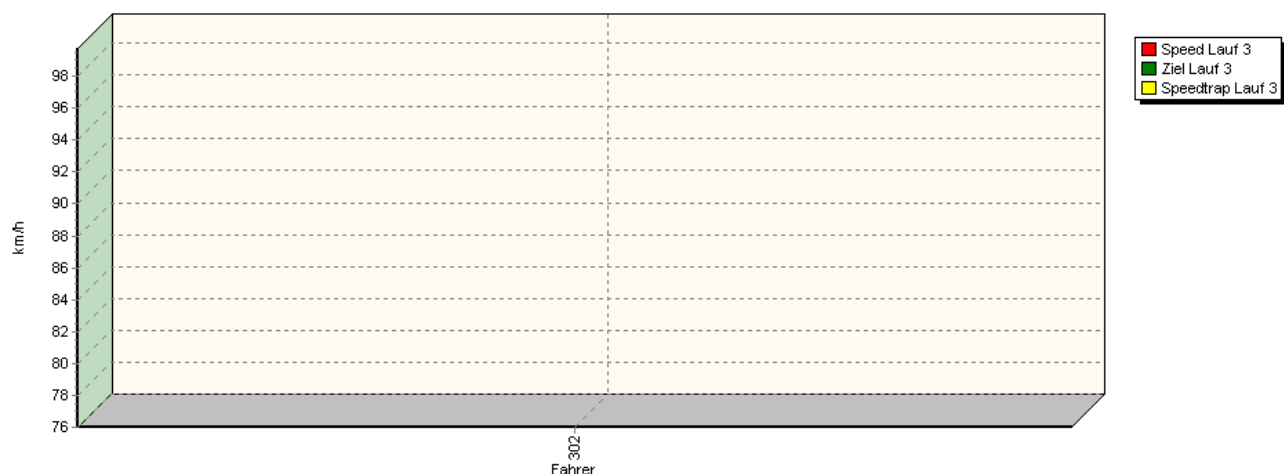


Sektor-Diagramm (Rest) Lauf 2

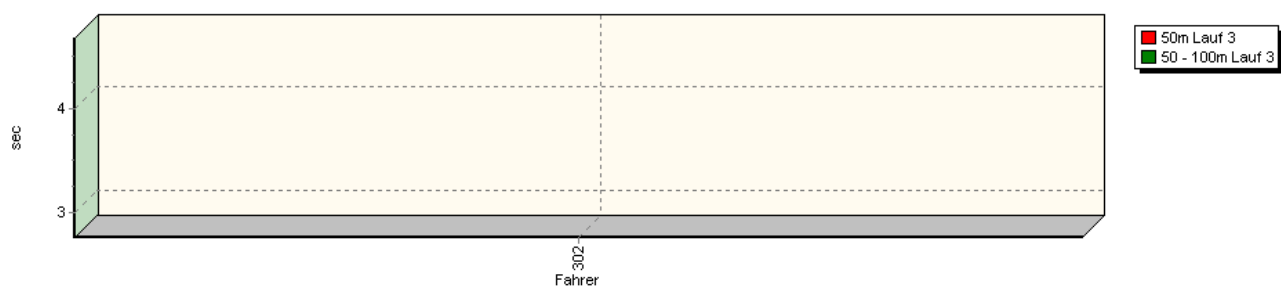


Sektorzeiten & Speeds - Rennen - British Car Trophy + NSU TT Trophy

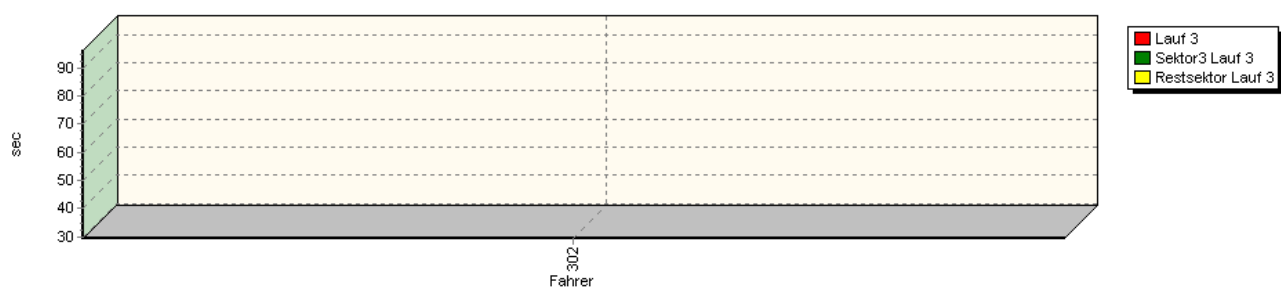
Speed-Diagramm Lauf 3



Sektor-Diagramm (Start) Lauf 3



Sektor-Diagramm (Rest) Lauf 3






44. Osnabrücker ADAC Bergrennen

13. und 14. August 2011

Deutsche Bergmeisterschaft 2011

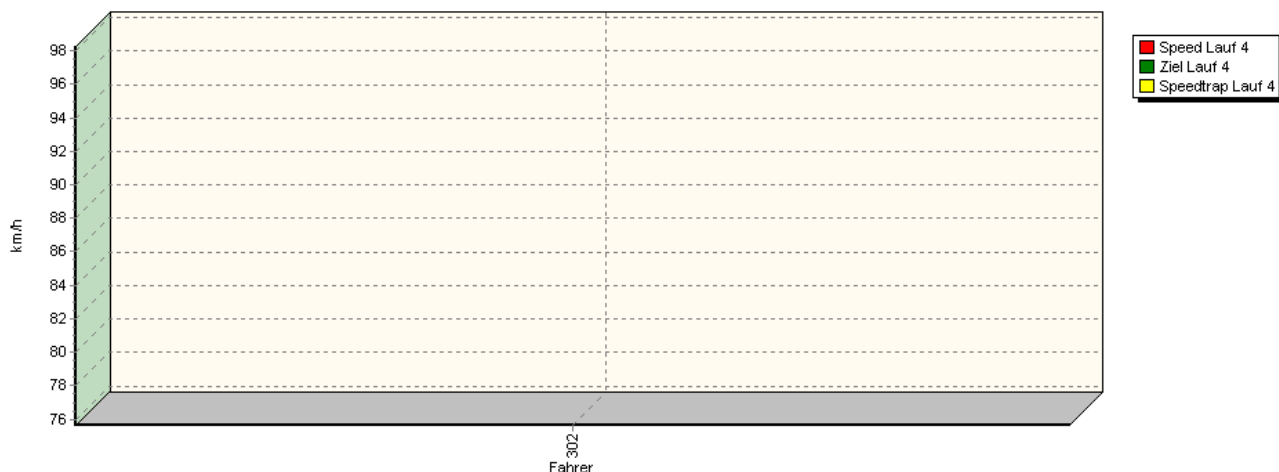
DMSB Bergpokal für Tourenwagen und Rennsportfahrzeuge

DMSB Classic-Berg-Pokal - KW Gruppe H Berg-Cup

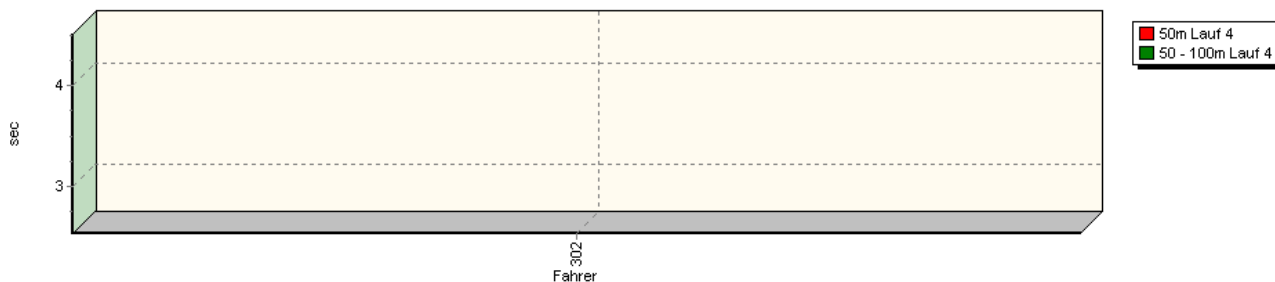


Sektorzeiten & Speeds - Rennen - British Car Trophy + NSU TT Trophy

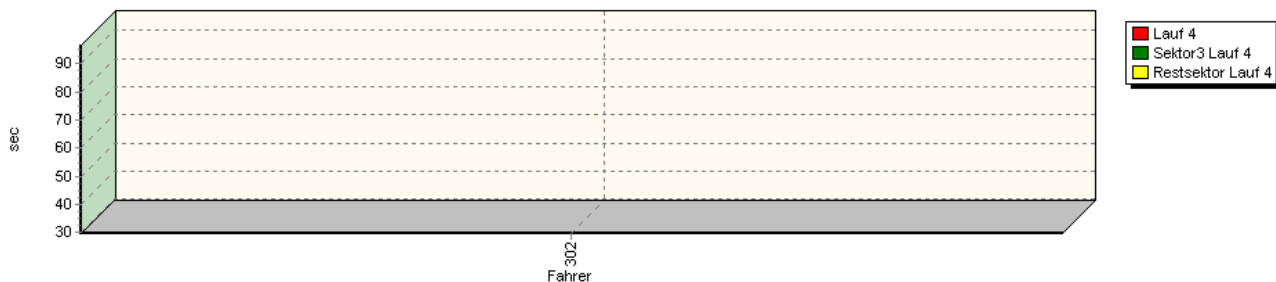
Speed-Diagramm Lauf 4



Sektor-Diagramm (Start) Lauf 4



Sektor-Diagramm (Rest) Lauf 4



Rg.	Nr.		Sektor 1 (50m)	Sektor 2 (50-100m)	Sektor 3	Speed Trap	Sektor 4	Speed (Ziel)	Laufzeit	Speed (Lauf)
1	302	OESTERBECK Rainer		NSU TT						
		Lauf 1:	00:05.142	00:02.663	00:31.472	104,04 km/h	00:59.962	89,54 km/h	01:39.239	73,64 km/h
		Lauf 2:	00:04.784	00:02.906	00:33.121	80,36 km/h	01:00.907	84,15 km/h	01:41.718	71,85 km/h
		Lauf 3:	00:04.680	00:02.761	00:29.397	99,76 km/h	00:59.349	82,07 km/h	01:36.187	75,98 km/h
		Lauf 4:	00:04.505	00:02.539	00:29.574	98,26 km/h	01:00.017	78,40 km/h	01:36.635	75,63 km/h