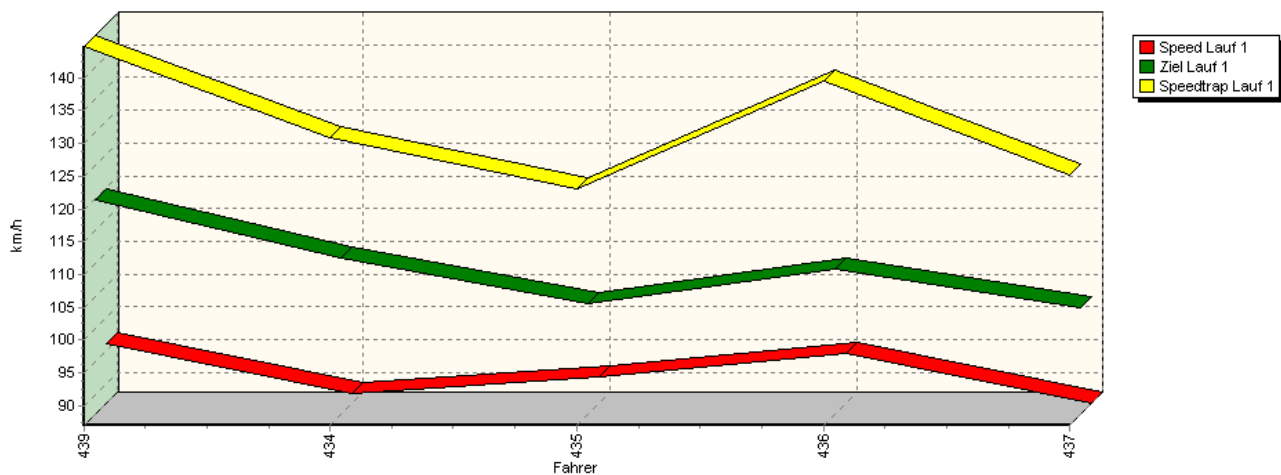
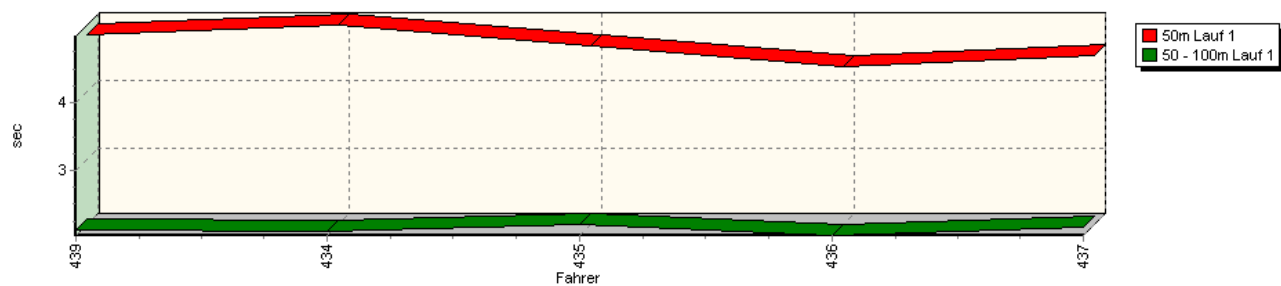


## Sektorzeiten & Speeds - Rennen - Gruppe H über 2000 ccm - Klasse 41

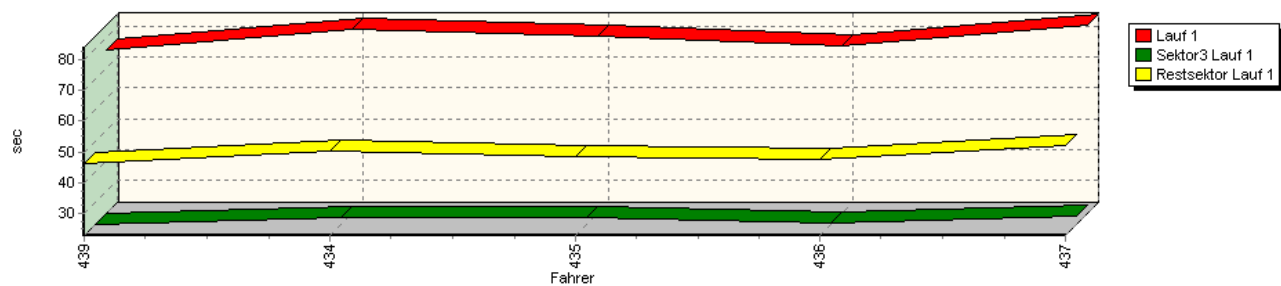
Speed-Diagramm Lauf 1



Sektor-Diagramm (Start) Lauf 1

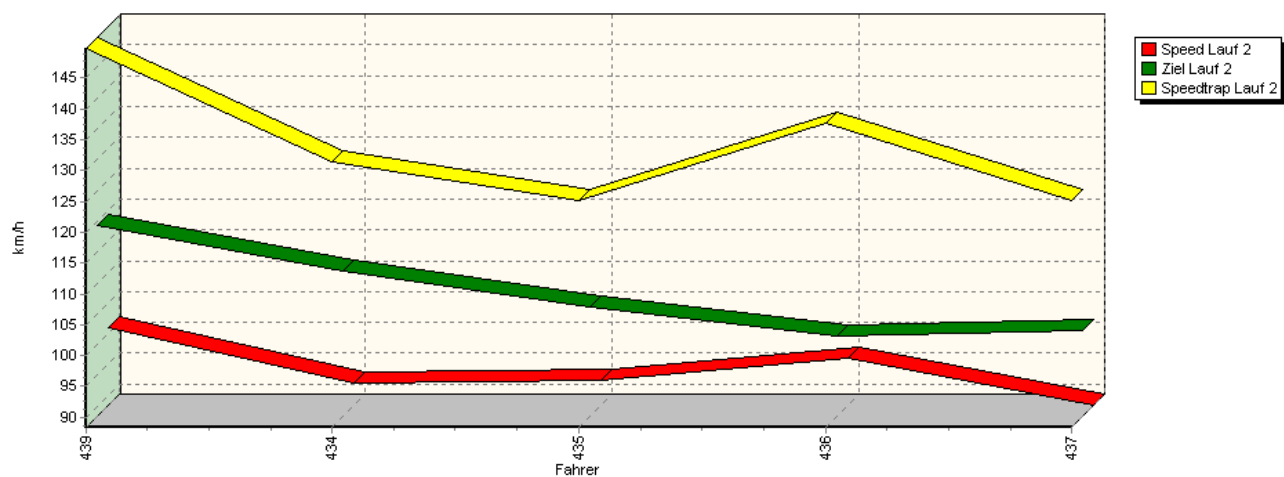


Sektor-Diagramm (Rest) Lauf 1

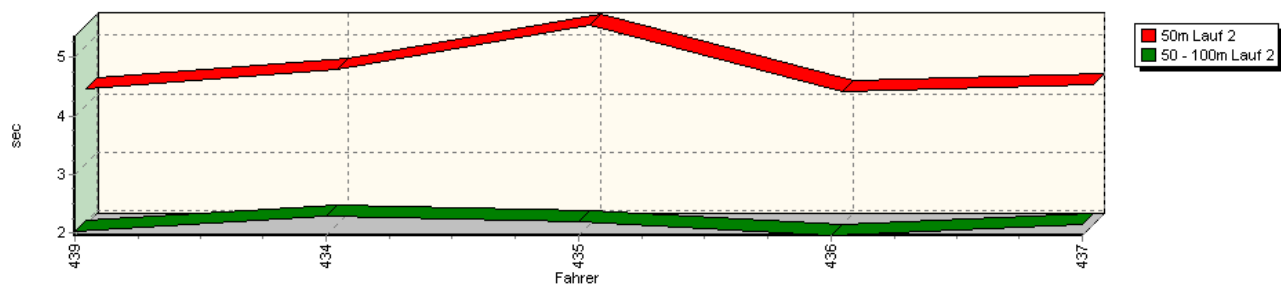


## Sektorzeiten & Speeds - Rennen - Gruppe H über 2000 ccm - Klasse 41

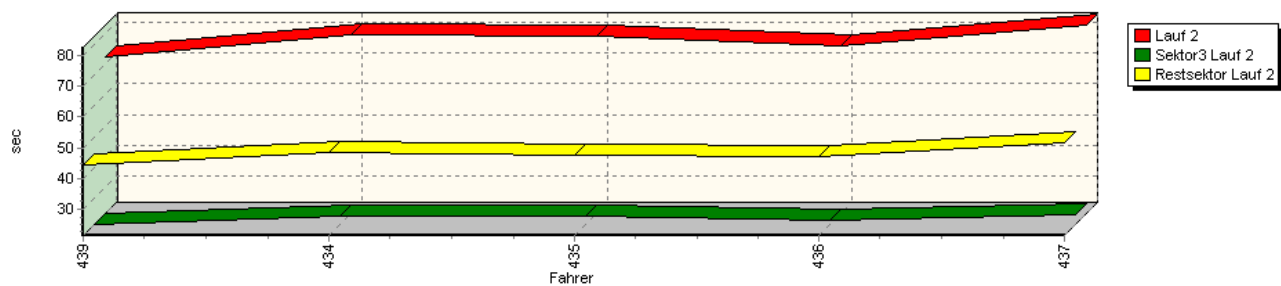
Speed-Diagramm Lauf 2



Sektor-Diagramm (Start) Lauf 2

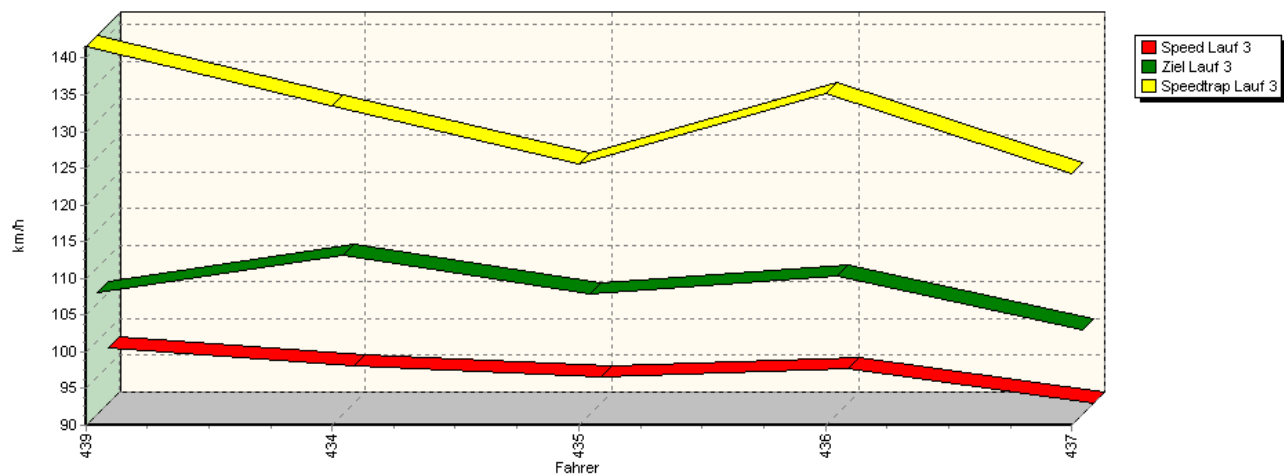


Sektor-Diagramm (Rest) Lauf 2

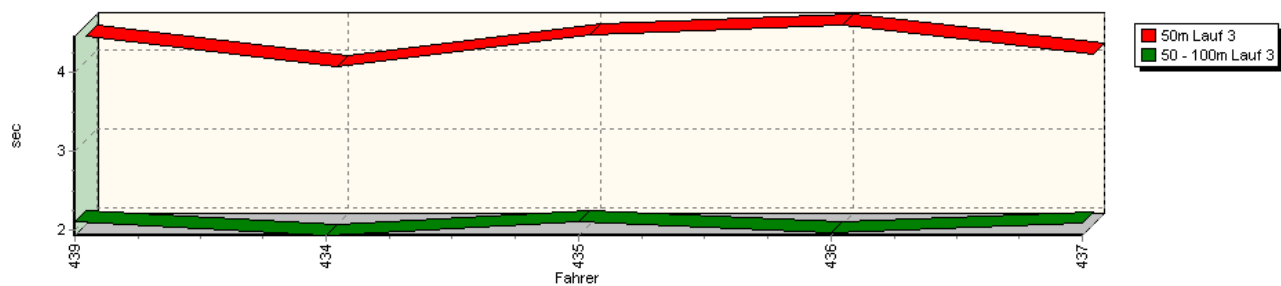


## Sektorzeiten & Speeds - Rennen - Gruppe H über 2000 ccm - Klasse 41

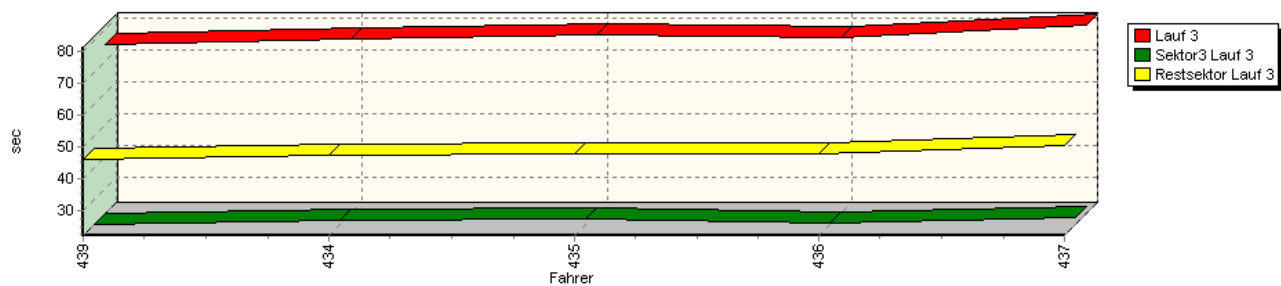
Speed-Diagramm Lauf 3



Sektor-Diagramm (Start) Lauf 3

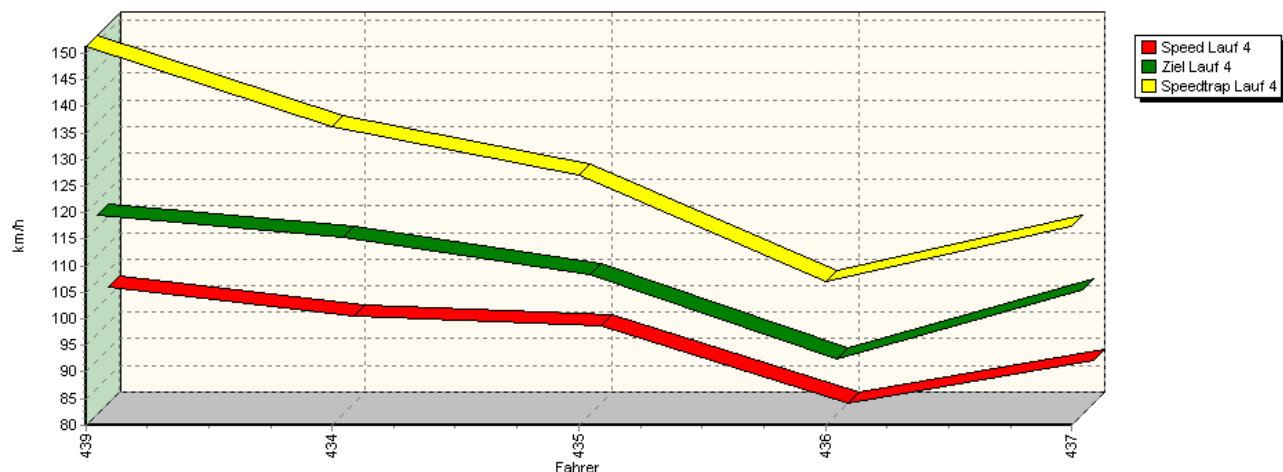


Sektor-Diagramm (Rest) Lauf 3

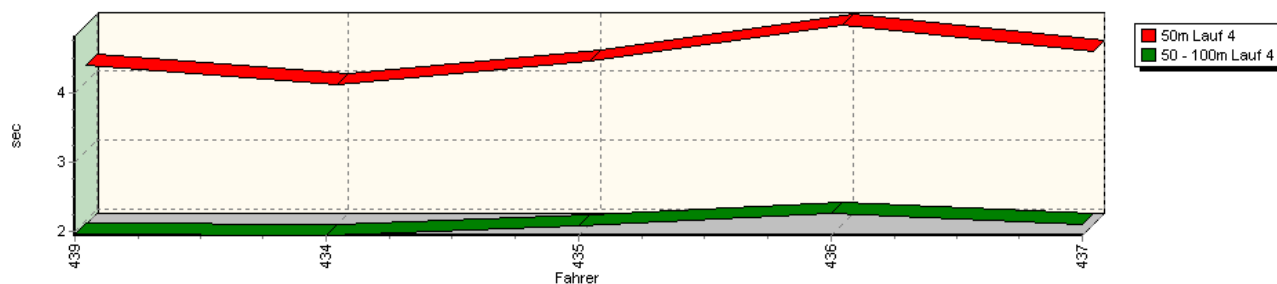


## Sektorzeiten & Speeds - Rennen - Gruppe H über 2000 ccm - Klasse 41

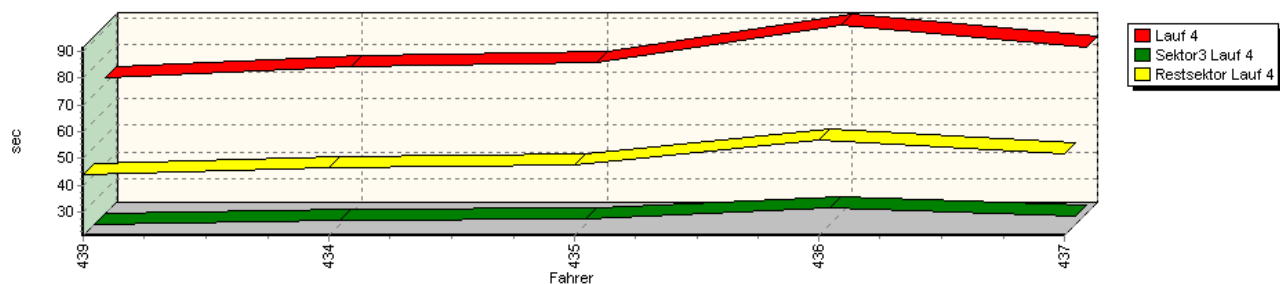
Speed-Diagramm Lauf 4



Sektor-Diagramm (Start) Lauf 4



Sektor-Diagramm (Rest) Lauf 4



Rg.	Nr.	Sektor 1 (50m)	Sektor 2 (50-100m)	Sektor 3	Speed Trap	Sektor 4	Speed (Ziel)	Laufzeit	Speed (Lauf)	
1	439	<b>WÜSTEFELD Markus</b>		AMG Mercedes 190E Evo2						
		Lauf 1:	00:04.845	00:02.110	00:22.795	144,81 km/h	00:46.303	119,68 km/h	01:16.053	96,09 km/h
		Lauf 2:	00:04.270	00:02.023	00:21.548	149,79 km/h	00:44.580	119,26 km/h	01:12.421	100,91 km/h
		Lauf 3:	00:04.331	00:02.098	00:22.268	141,59 km/h	00:46.238	106,52 km/h	01:14.935	97,53 km/h
		Lauf 4:	00:04.249	00:01.971	00:21.355	151,28 km/h	00:44.119	117,43 km/h	01:11.694	101,93 km/h




## 44. Osnabrücker ADAC Bergrennen

13. und 14. August 2011

Deutsche Bergmeisterschaft 2011

DMSB Bergpokal für Tourenwagen und Rennsportfahrzeuge

DMSB Classic-Berg-Pokal - KW Gruppe H Berg-Cup



### Sektorzeiten & Speeds - Rennen - Gruppe H über 2000 ccm - Klasse 41

Rg.	Nr.		Sektor 1 (50m)	Sektor 2 (50-100m)	Sektor 3	Speed Trap	Sektor 4	Speed (Ziel)	Laufzeit	Speed (Lauf)
2	434	<b>KORDING Kai</b>		BMW M3						
		Lauf 1:	00:04.984	00:02.079	00:25.131	130,86 km/h	00:50.424	110,79 km/h	01:22.618	88,46 km/h
		Lauf 2:	00:04.614	00:02.291	00:24.072	131,41 km/h	00:48.478	111,94 km/h	01:19.455	91,98 km/h
		Lauf 3:	00:03.940	00:01.927	00:23.628	133,40 km/h	00:47.351	111,71 km/h	01:16.846	95,10 km/h
		Lauf 4:	00:03.964	00:01.942	00:22.999	136,25 km/h	00:46.844	113,39 km/h	01:15.749	96,48 km/h
3	435	<b>HÖNSCHEID Wolfgang</b>		BMW 325i						
		Lauf 1:	00:04.676	00:02.189	00:25.178	123,09 km/h	00:48.258	103,84 km/h	01:20.301	91,01 km/h
		Lauf 2:	00:05.361	00:02.204	00:24.043	125,22 km/h	00:47.508	106,15 km/h	01:19.116	92,37 km/h
		Lauf 3:	00:04.339	00:02.101	00:23.798	125,64 km/h	00:47.915	106,47 km/h	01:18.153	93,51 km/h
		Lauf 4:	00:04.312	00:02.086	00:23.478	126,98 km/h	00:47.454	106,36 km/h	01:17.330	94,50 km/h
4	436	<b>KÖNIG Thorsten</b>		BMW 320 iS						
		Lauf 1:	00:04.360	00:02.025	00:23.355	139,50 km/h	00:47.473	109,03 km/h	01:17.213	94,65 km/h
		Lauf 2:	00:04.224	00:01.963	00:22.782	137,75 km/h	00:47.136	101,42 km/h	01:16.105	96,03 km/h
		Lauf 3:	00:04.467	00:01.954	00:22.911	135,15 km/h	00:47.887	108,92 km/h	01:17.219	94,64 km/h
		Lauf 4:	00:04.828	00:02.262	00:27.525	107,03 km/h	00:56.773	90,45 km/h	01:31.388	79,97 km/h
5	437	<b>OSTERMANN Thomas</b>		BMW E30 Hartge						
		Lauf 1:	00:04.531	00:02.152	00:25.343	125,27 km/h	00:52.015	103,28 km/h	01:24.041	86,96 km/h
		Lauf 2:	00:04.335	00:02.143	00:24.637	125,11 km/h	00:51.578	102,26 km/h	01:22.693	88,37 km/h
		Lauf 3:	00:04.105	00:02.087	00:24.451	124,26 km/h	00:50.554	101,57 km/h	01:21.197	90,00 km/h
		Lauf 4:	00:04.439	00:02.101	00:24.372	117,41 km/h	00:51.985	103,41 km/h	01:22.897	88,16 km/h