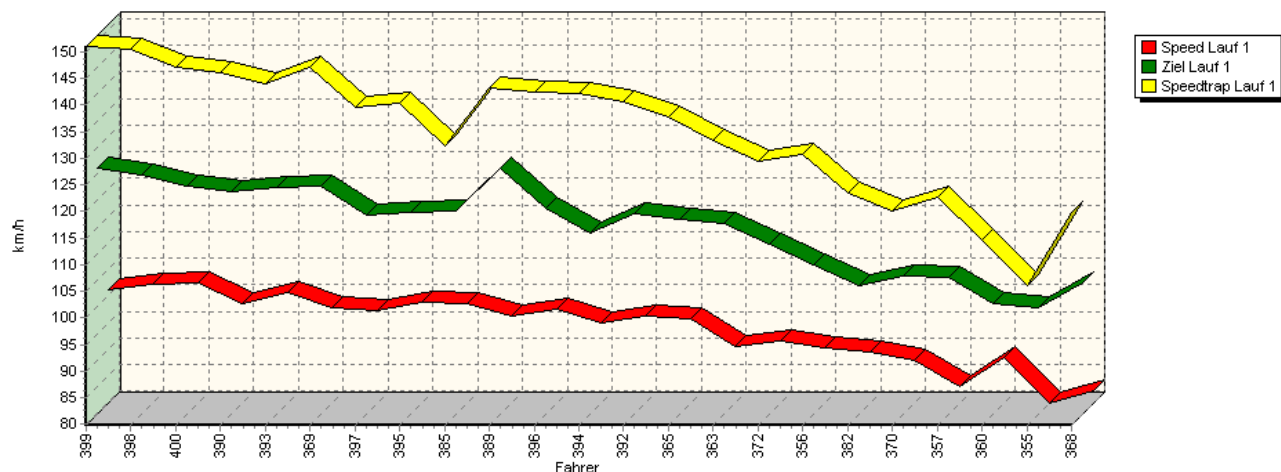
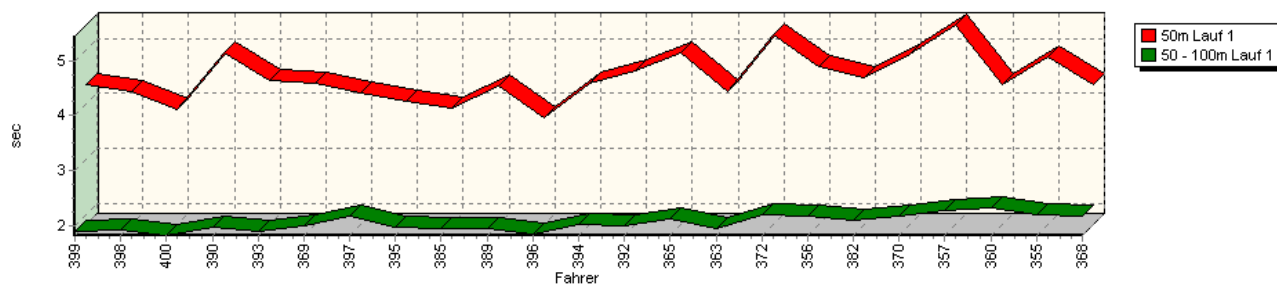


Sektorzeiten & Speeds - Rennen - Gruppe H bis 2000 ccm - Klasse 40

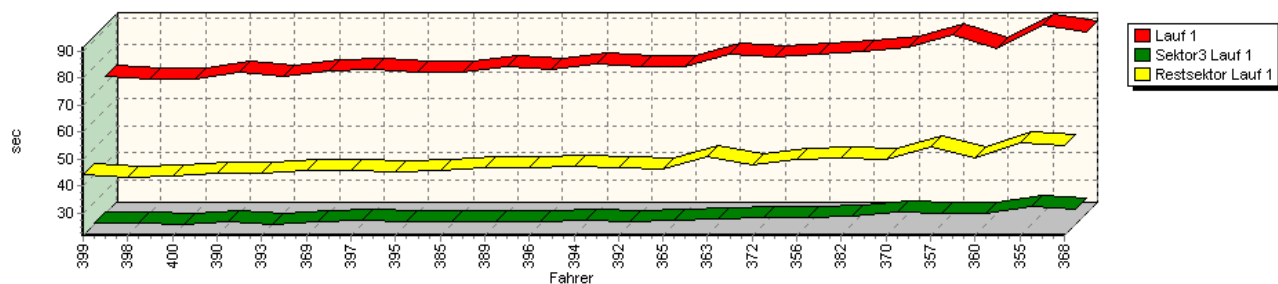
Speed-Diagramm Lauf 1



Sektor-Diagramm (Start) Lauf 1

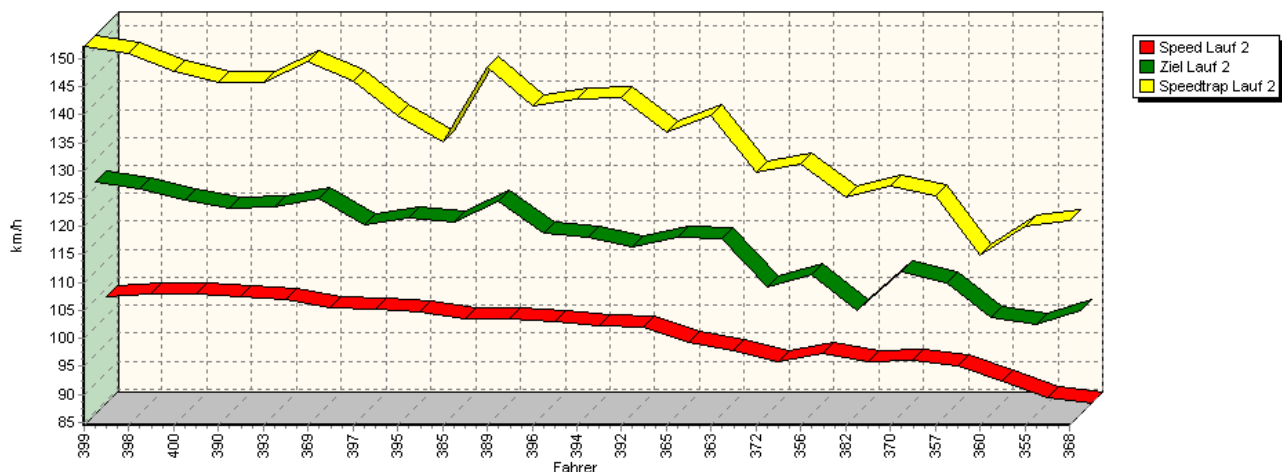


Sektor-Diagramm (Rest) Lauf 1

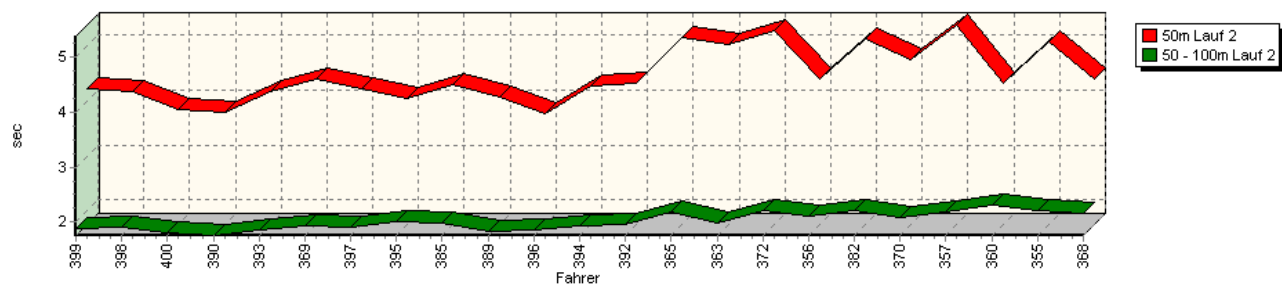


Sektorzeiten & Speeds - Rennen - Gruppe H bis 2000 ccm - Klasse 40

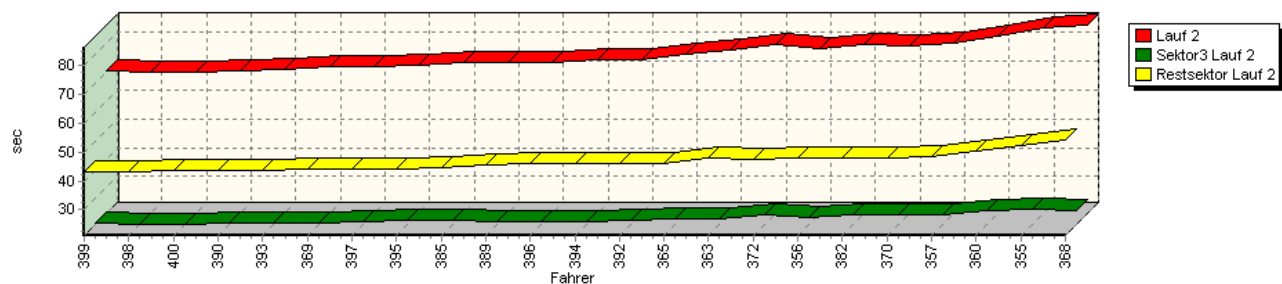
Speed-Diagramm Lauf 2



Sektor-Diagramm (Start) Lauf 2

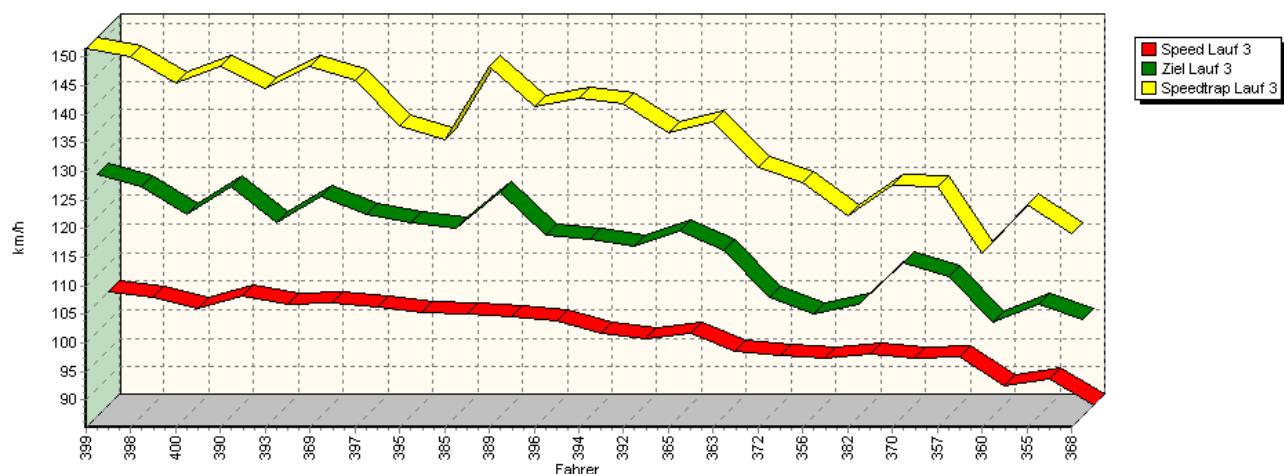


Sektor-Diagramm (Rest) Lauf 2

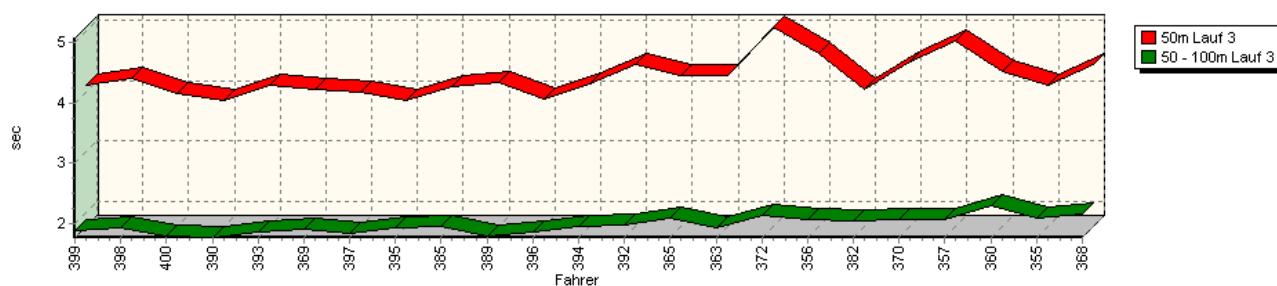


Sektorzeiten & Speeds - Rennen - Gruppe H bis 2000 ccm - Klasse 40

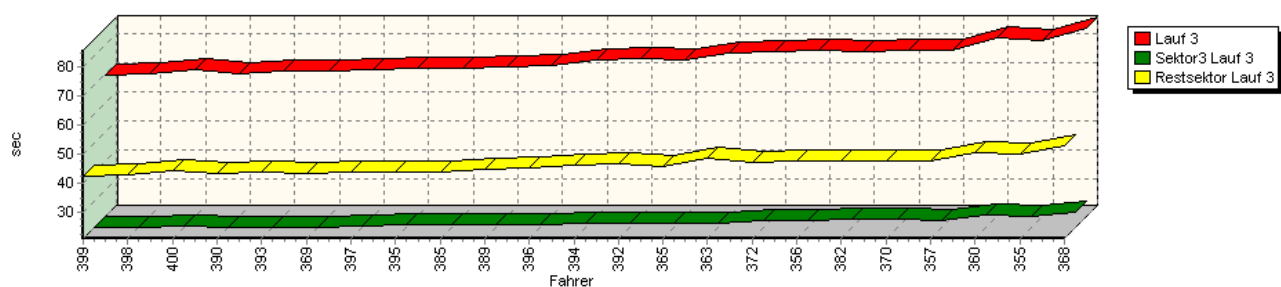
Speed-Diagramm Lauf 3



Sektor-Diagramm (Start) Lauf 3

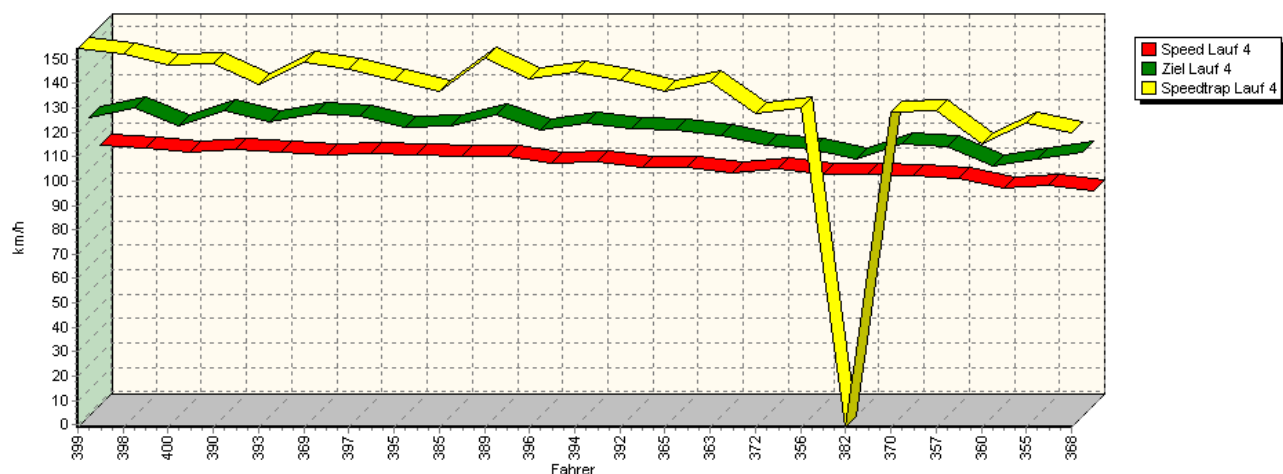


Sektor-Diagramm (Rest) Lauf 3

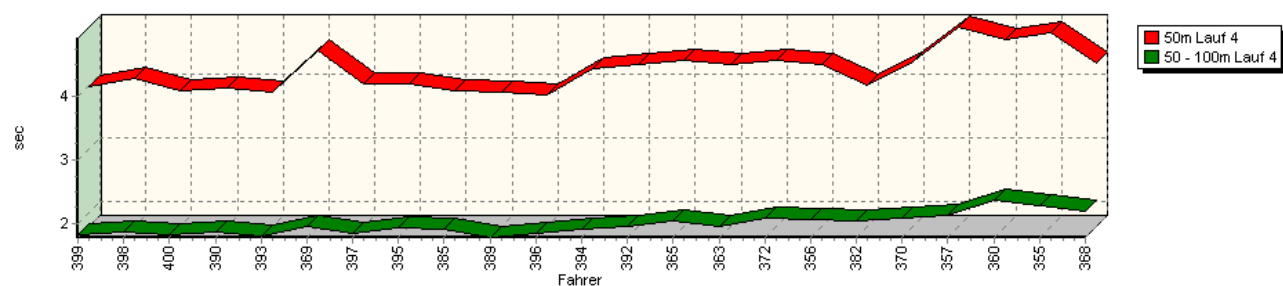


Sektorzeiten & Speeds - Rennen - Gruppe H bis 2000 ccm - Klasse 40

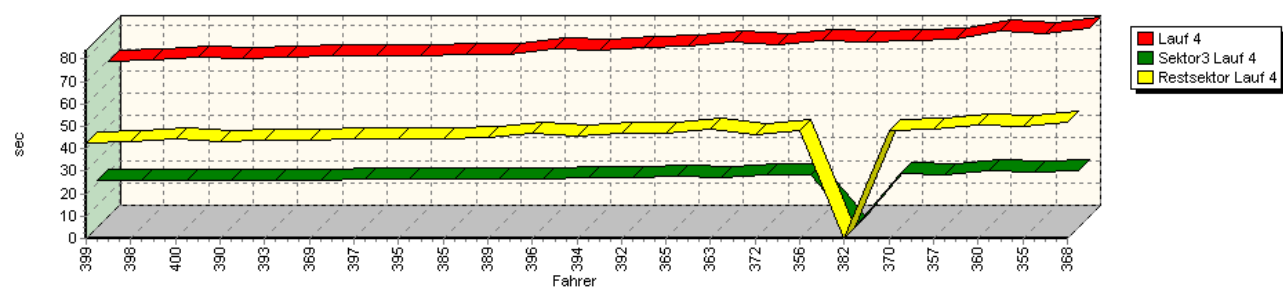
Speed-Diagramm Lauf 4



Sektor-Diagramm (Start) Lauf 4



Sektor-Diagramm (Rest) Lauf 4



Rg.	Nr.	Sektor 1 (50m)	Sektor 2 (50-100m)	Sektor 3	Speed Trap	Sektor 4	Speed (Ziel)	Laufzeit	Speed (Lauf)	
1	399	ELLER Hans Peter		VW Minichberger Scirocco						
		Lauf 1:	00:04.355	00:01.882	00:22.005	151,03 km/h	00:44.086	126,18 km/h	01:12.328	101,04 km/h
		Lauf 2:	00:04.217	00:01.893	00:21.391	152,18 km/h	00:43.052	125,95 km/h	01:10.553	103,58 km/h
		Lauf 3:	00:04.104	00:01.892	00:21.100	151,54 km/h	00:42.371	127,55 km/h	01:09.467	105,20 km/h
		Lauf 4:	00:03.976	00:01.826	00:20.947	154,40 km/h	00:42.536	121,34 km/h	01:09.285	105,48 km/h




44. Osnabrücker ADAC Bergrennen

13. und 14. August 2011

Deutsche Bergmeisterschaft 2011

DMSB Bergpokal für Tourenwagen und Rennsportfahrzeuge

DMSB Classic-Berg-Pokal - KW Gruppe H Berg-Cup



Sektorzeiten & Speeds - Rennen - Gruppe H bis 2000 ccm - Klasse 40

Rg.	Nr.		Sektor 1 (50m)	Sektor 2 (50-100m)	Sektor 3	Speed Trap	Sektor 4	Speed (Ziel)	Laufzeit	Speed (Lauf)
2	398	ROTTENBERGER Dieter	BMW 318i E36 STW							
		Lauf 1:	00:04.237	00:01.930	00:22.067	150,58 km/h	00:43.367	124,85 km/h	01:11.601	102,07 km/h
		Lauf 2:	00:04.178	00:01.920	00:20.989	150,95 km/h	00:43.239	124,77 km/h	01:10.326	103,92 km/h
		Lauf 3:	00:04.230	00:01.930	00:21.029	149,98 km/h	00:43.047	125,40 km/h	01:10.236	104,05 km/h
		Lauf 4:	00:04.089	00:01.871	00:20.871	152,25 km/h	00:43.009	125,45 km/h	01:09.840	104,64 km/h
3	400	HOVEMANN Holger	Opel Risse Kadett C 16V							
		Lauf 1:	00:03.900	00:01.818	00:21.618	147,16 km/h	00:43.941	122,78 km/h	01:11.277	102,53 km/h
		Lauf 2:	00:03.834	00:01.798	00:21.176	147,82 km/h	00:43.463	122,84 km/h	01:10.271	104,00 km/h
		Lauf 3:	00:03.965	00:01.781	00:21.273	145,51 km/h	00:44.460	120,61 km/h	01:11.479	102,24 km/h
		Lauf 4:	00:03.906	00:01.820	00:20.953	147,35 km/h	00:44.286	118,30 km/h	01:10.965	102,98 km/h
4	390	PREISSER Dirk	Opel Kadett C Frank 16V							
		Lauf 1:	00:04.956	00:01.968	00:22.502	146,16 km/h	00:44.755	121,57 km/h	01:14.181	98,52 km/h
		Lauf 2:	00:03.798	00:01.760	00:21.303	145,84 km/h	00:43.750	121,39 km/h	01:10.611	103,50 km/h
		Lauf 3:	00:03.847	00:01.768	00:21.104	148,28 km/h	00:43.383	125,35 km/h	01:10.102	104,25 km/h
		Lauf 4:	00:03.941	00:01.865	00:20.847	148,21 km/h	00:43.512	124,27 km/h	01:10.165	104,15 km/h
5	393	SONDERBAUER Roman	Opel Riss Kadett C Coupe 16V							
		Lauf 1:	00:04.453	00:01.898	00:21.797	144,11 km/h	00:44.541	122,43 km/h	01:12.689	100,54 km/h
		Lauf 2:	00:04.163	00:01.853	00:21.329	145,69 km/h	00:43.666	121,57 km/h	01:11.011	102,91 km/h
		Lauf 3:	00:04.109	00:01.851	00:21.144	144,44 km/h	00:43.860	119,04 km/h	01:10.964	102,98 km/h
		Lauf 4:	00:03.871	00:01.799	00:21.253	139,43 km/h	00:44.072	120,08 km/h	01:10.995	102,94 km/h
6	369	SCHÖNBORN Rainer	VW Golf I 16V							
		Lauf 1:	00:04.397	00:01.984	00:22.457	147,08 km/h	00:45.882	122,78 km/h	01:14.720	97,80 km/h
		Lauf 2:	00:04.386	00:01.925	00:21.547	149,41 km/h	00:44.138	123,03 km/h	01:11.996	101,51 km/h
		Lauf 3:	00:04.034	00:01.914	00:21.204	148,51 km/h	00:43.615	123,62 km/h	01:10.767	103,27 km/h
		Lauf 4:	00:04.525	00:01.947	00:21.104	148,95 km/h	00:44.120	123,27 km/h	01:11.696	101,93 km/h
7	397	WIEBE Bjoern	Renault Clio Williams BWR							
		Lauf 1:	00:04.205	00:02.163	00:23.071	139,66 km/h	00:45.627	117,27 km/h	01:15.066	97,35 km/h
		Lauf 2:	00:04.221	00:01.921	00:21.771	145,93 km/h	00:44.217	118,33 km/h	01:12.130	101,32 km/h
		Lauf 3:	00:03.999	00:01.842	00:21.421	145,92 km/h	00:44.008	120,51 km/h	01:11.270	102,54 km/h
		Lauf 4:	00:04.003	00:01.840	00:21.541	146,07 km/h	00:44.218	121,88 km/h	01:11.602	102,07 km/h
8	395	WIMMER Norbert	BMW 2002 8V							
		Lauf 1:	00:04.074	00:01.969	00:22.663	140,49 km/h	00:45.314	117,87 km/h	01:14.020	98,73 km/h
		Lauf 2:	00:04.048	00:02.000	00:22.233	139,82 km/h	00:44.284	119,53 km/h	01:12.565	100,71 km/h
		Lauf 3:	00:03.855	00:01.925	00:22.167	137,94 km/h	00:44.075	119,07 km/h	01:12.022	101,47 km/h
		Lauf 4:	00:04.019	00:01.921	00:21.646	141,37 km/h	00:44.196	117,77 km/h	01:11.782	101,81 km/h
9	385	RAUCH Michael	Opel Briegel Kadett C 8V							
		Lauf 1:	00:03.938	00:01.936	00:22.709	132,21 km/h	00:45.548	117,99 km/h	01:14.131	98,58 km/h
		Lauf 2:	00:04.282	00:01.983	00:22.460	135,17 km/h	00:44.693	118,87 km/h	01:13.418	99,54 km/h
		Lauf 3:	00:04.074	00:01.942	00:22.077	135,50 km/h	00:44.029	118,27 km/h	01:12.122	101,33 km/h
		Lauf 4:	00:03.913	00:01.918	00:21.779	136,73 km/h	00:44.661	118,18 km/h	01:12.271	101,12 km/h
10	389	SCHMITT Sebastian	Opel Gerant Kadett C 16V							
		Lauf 1:	00:04.331	00:01.956	00:22.815	143,11 km/h	00:46.788	126,13 km/h	01:15.890	96,30 km/h
		Lauf 2:	00:04.057	00:01.833	00:22.142	148,54 km/h	00:45.388	122,57 km/h	01:13.420	99,54 km/h
		Lauf 3:	00:04.147	00:01.785	00:21.844	148,37 km/h	00:44.815	124,45 km/h	01:12.591	100,67 km/h
		Lauf 4:	00:03.879	00:01.778	00:21.438	150,27 km/h	00:45.359	122,90 km/h	01:12.454	100,86 km/h




44. Osnabrücker ADAC Bergrennen

13. und 14. August 2011

Deutsche Bergmeisterschaft 2011

DMSB Bergpokal für Tourenwagen und Rennsportfahrzeuge

DMSB Classic-Berg-Pokal - KW Gruppe H Berg-Cup



Sektorzeiten & Speeds - Rennen - Gruppe H bis 2000 ccm - Klasse 40

Rg.	Nr.		Sektor 1 (50m)	Sektor 2 (50-100m)	Sektor 3	Speed Trap	Sektor 4	Speed (Ziel)	Laufzeit	Speed (Lauf)
11	396	WIEBE André	Renault Megane Maxi AWR							
		Lauf 1:	00:03.765	00:01.843	00:22.578	142,57 km/h	00:46.704	118,66 km/h	01:14.890	97,58 km/h
		Lauf 2:	00:03.775	00:01.868	00:22.163	141,67 km/h	00:45.890	116,94 km/h	01:13.696	99,16 km/h
		Lauf 3:	00:03.877	00:01.855	00:21.932	141,46 km/h	00:45.319	116,91 km/h	01:12.983	100,13 km/h
		Lauf 4:	00:03.831	00:01.851	00:21.833	141,68 km/h	00:47.011	116,21 km/h	01:14.526	98,06 km/h
12	394	WEISS Werner	Ford Escort Zakspeed BDA							
		Lauf 1:	00:04.400	00:02.031	00:23.016	142,23 km/h	00:47.512	113,88 km/h	01:16.959	94,96 km/h
		Lauf 2:	00:04.275	00:01.934	00:22.178	142,86 km/h	00:46.005	116,17 km/h	01:14.392	98,24 km/h
		Lauf 3:	00:04.133	00:01.940	00:22.458	142,92 km/h	00:46.089	116,31 km/h	01:14.620	97,94 km/h
		Lauf 4:	00:04.245	00:01.918	00:21.965	144,69 km/h	00:45.953	118,98 km/h	01:14.081	98,65 km/h
13	392	FLIK Thomas	Renault Clio Williams							
		Lauf 1:	00:04.621	00:01.996	00:22.798	140,69 km/h	00:46.592	117,45 km/h	01:16.007	96,15 km/h
		Lauf 2:	00:04.317	00:01.961	00:22.221	143,14 km/h	00:46.034	114,38 km/h	01:14.533	98,05 km/h
		Lauf 3:	00:04.450	00:01.984	00:22.375	141,78 km/h	00:46.657	115,04 km/h	01:15.466	96,84 km/h
		Lauf 4:	00:04.324	00:01.952	00:22.291	141,60 km/h	00:46.926	117,03 km/h	01:15.493	96,80 km/h
14	365	LORIG Ingo	VW Golf GTI							
		Lauf 1:	00:04.951	00:02.124	00:23.105	137,85 km/h	00:46.135	116,44 km/h	01:16.315	95,76 km/h
		Lauf 2:	00:05.151	00:02.184	00:23.054	136,98 km/h	00:46.187	116,03 km/h	01:16.576	95,43 km/h
		Lauf 3:	00:04.273	00:02.094	00:22.446	136,67 km/h	00:45.957	117,67 km/h	01:14.770	97,74 km/h
		Lauf 4:	00:04.374	00:02.039	00:22.579	136,70 km/h	00:46.779	116,52 km/h	01:15.771	96,45 km/h
15	363	FLIK Beatrice	Renault Megane Coupé							
		Lauf 1:	00:04.229	00:01.938	00:23.621	133,36 km/h	00:51.025	115,77 km/h	01:20.813	90,43 km/h
		Lauf 2:	00:05.032	00:01.981	00:22.790	139,72 km/h	00:48.108	115,95 km/h	01:17.911	93,80 km/h
		Lauf 3:	00:04.258	00:01.935	00:22.408	138,82 km/h	00:48.558	114,23 km/h	01:17.159	94,71 km/h
		Lauf 4:	00:04.313	00:01.956	00:22.305	140,55 km/h	00:48.940	114,10 km/h	01:17.514	94,28 km/h
16	372	KÖBELE Manfred	Opel Kadett C-Coupé 8V							
		Lauf 1:	00:05.264	00:02.204	00:24.238	129,49 km/h	00:48.087	111,90 km/h	01:19.793	91,59 km/h
		Lauf 2:	00:05.275	00:02.223	00:24.352	129,73 km/h	00:47.707	107,15 km/h	01:19.557	91,86 km/h
		Lauf 3:	00:05.066	00:02.134	00:23.401	130,77 km/h	00:47.264	105,95 km/h	01:17.865	93,85 km/h
		Lauf 4:	00:04.375	00:02.083	00:23.334	127,89 km/h	00:46.569	109,93 km/h	01:16.361	95,70 km/h
17	356	IWAN Ralf	Opel Kadett C 8V							
		Lauf 1:	00:04.684	00:02.165	00:24.162	130,86 km/h	00:49.872	108,00 km/h	01:20.883	90,35 km/h
		Lauf 2:	00:04.397	00:02.099	00:23.521	131,24 km/h	00:48.166	109,50 km/h	01:18.183	93,47 km/h
		Lauf 3:	00:04.632	00:02.070	00:23.540	128,17 km/h	00:47.892	103,26 km/h	01:18.134	93,53 km/h
		Lauf 4:	00:04.316	00:02.059	00:23.383	130,22 km/h	00:48.377	108,36 km/h	01:18.135	93,53 km/h
18	382	LANG Bernhard	Ford Escort RS2000 Spezial							
		Lauf 1:	00:04.487	00:02.103	00:24.702	123,60 km/h	00:50.294	103,88 km/h	01:21.586	89,57 km/h
		Lauf 2:	00:05.130	00:02.217	00:24.132	125,13 km/h	00:48.065	103,12 km/h	01:19.544	91,87 km/h
		Lauf 3:	00:04.043	00:02.043	00:23.682	122,30 km/h	00:47.882	104,84 km/h	01:17.650	94,12 km/h
		Lauf 4:	00:03.988	00:02.037	*	* km/h	*	104,34 km/h	01:17.777	93,96 km/h
19	370	KONSTANZER Alex	Kadett C Coupé 8V							
		Lauf 1:	00:04.910	00:02.171	00:26.191	120,16 km/h	00:49.902	105,80 km/h	01:23.174	87,86 km/h
		Lauf 2:	00:04.753	00:02.075	00:24.398	127,14 km/h	00:48.118	109,89 km/h	01:19.344	92,11 km/h
		Lauf 3:	00:04.490	00:02.071	00:24.039	127,64 km/h	00:47.660	112,17 km/h	01:18.260	93,38 km/h
		Lauf 4:	00:04.353	00:02.072	00:24.138	128,04 km/h	00:47.886	110,91 km/h	01:18.449	93,16 km/h




44. Osnabrücker ADAC Bergrennen

13. und 14. August 2011

Deutsche Bergmeisterschaft 2011

DMSB Bergpokal für Tourenwagen und Rennsportfahrzeuge

DMSB Classic-Berg-Pokal - KW Gruppe H Berg-Cup



Sektorzeiten & Speeds - Rennen - Gruppe H bis 2000 ccm - Klasse 40

Rg.	Nr.		Sektor 1 (50m)	Sektor 2 (50-100m)	Sektor 3	Speed Trap	Sektor 4	Speed (Ziel)	Laufzeit	Speed (Lauf)
20	357	GRÖNDAHL Jörg		BMW 320i						
		Lauf 1:	00:05.450	00:02.266	00:25.861	122,79 km/h	00:54.474	105,59 km/h	01:28.051	83,00 km/h
		Lauf 2:	00:05.372	00:02.174	00:24.128	125,52 km/h	00:48.574	108,02 km/h	01:20.248	91,07 km/h
		Lauf 3:	00:04.841	00:02.070	00:23.428	127,43 km/h	00:47.639	109,66 km/h	01:17.978	93,72 km/h
		Lauf 4:	00:04.900	00:02.127	00:23.346	128,70 km/h	00:48.868	109,56 km/h	01:19.241	92,23 km/h
21	360	ALT Holger		Ford Escort RS2000						
		Lauf 1:	00:04.364	00:02.316	00:25.536	114,68 km/h	00:50.416	100,68 km/h	01:22.632	88,44 km/h
		Lauf 2:	00:04.324	00:02.309	00:25.652	114,77 km/h	00:50.363	101,69 km/h	01:22.648	88,42 km/h
		Lauf 3:	00:04.340	00:02.306	00:25.330	115,76 km/h	00:50.428	101,80 km/h	01:22.404	88,69 km/h
		Lauf 4:	00:04.700	00:02.360	00:25.351	115,38 km/h	00:50.452	101,57 km/h	01:22.863	88,19 km/h
22	355	DE WEST Wilko		Opel Kadett C						
		Lauf 1:	00:04.869	00:02.189	00:28.449	106,11 km/h	00:56.040	99,88 km/h	01:31.547	79,83 km/h
		Lauf 2:	00:05.081	00:02.207	00:26.057	120,11 km/h	00:52.143	100,45 km/h	01:25.488	85,49 km/h
		Lauf 3:	00:04.104	00:02.081	00:24.894	124,22 km/h	00:50.225	104,85 km/h	01:21.304	89,89 km/h
		Lauf 4:	00:04.818	00:02.268	00:24.748	124,02 km/h	00:49.958	104,72 km/h	01:21.792	89,35 km/h
23	368	SCHWANECKE Gero		VW Escher Golf GTI 16 V						
		Lauf 1:	00:04.361	00:02.176	00:27.172	119,77 km/h	00:55.294	104,40 km/h	01:29.003	82,11 km/h
		Lauf 2:	00:04.383	00:02.173	00:25.704	121,12 km/h	00:54.236	103,08 km/h	01:26.496	84,49 km/h
		Lauf 3:	00:04.445	00:02.149	00:26.281	119,14 km/h	00:52.842	102,26 km/h	01:25.717	85,26 km/h
		Lauf 4:	00:04.346	00:02.197	00:25.419	119,70 km/h	00:52.032	107,06 km/h	01:23.994	87,01 km/h