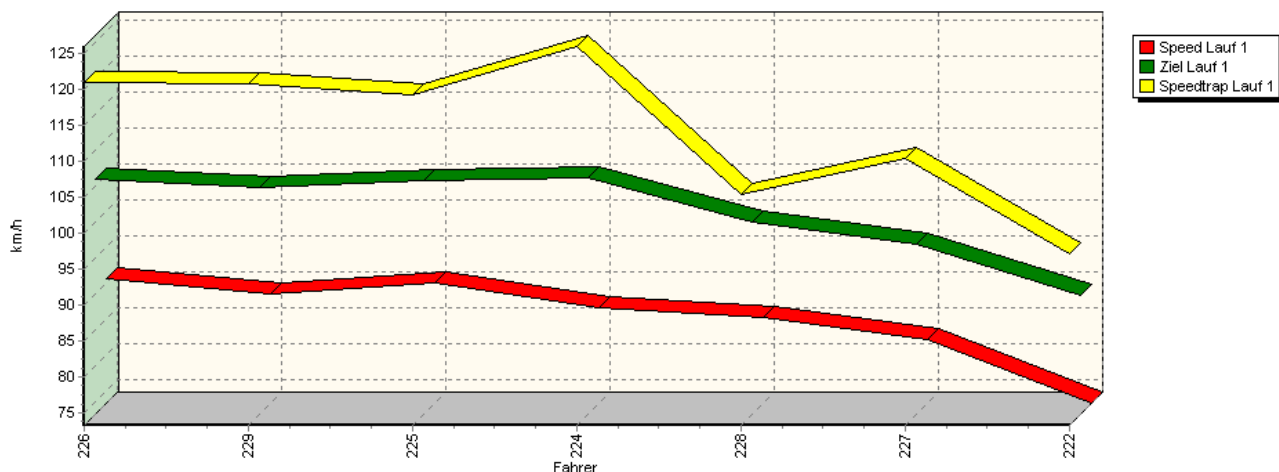
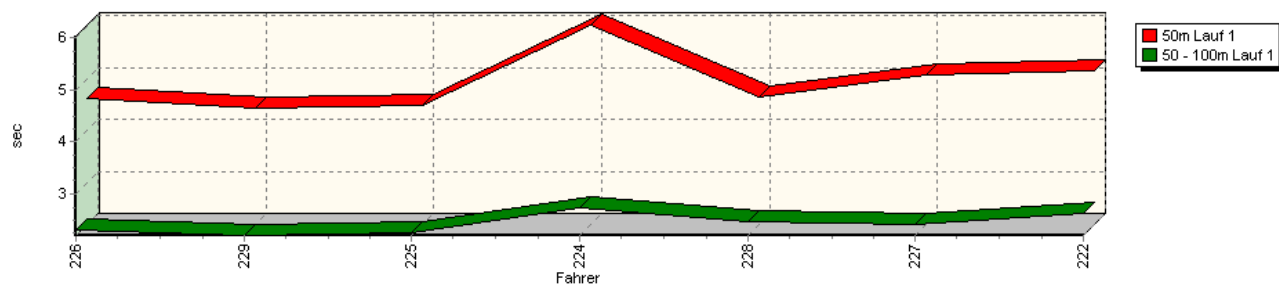


Sektorzeiten & Speeds - Rennen - Gruppe H bis 1150 ccm - Klasse 37

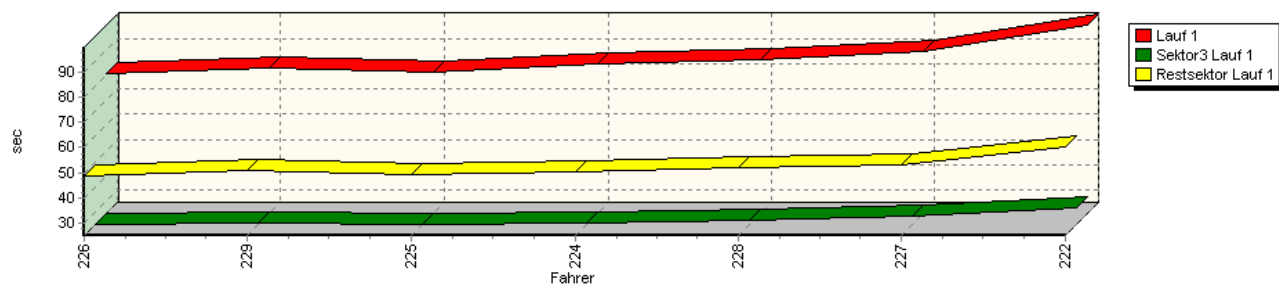
Speed-Diagramm Lauf 1



Sektor-Diagramm (Start) Lauf 1

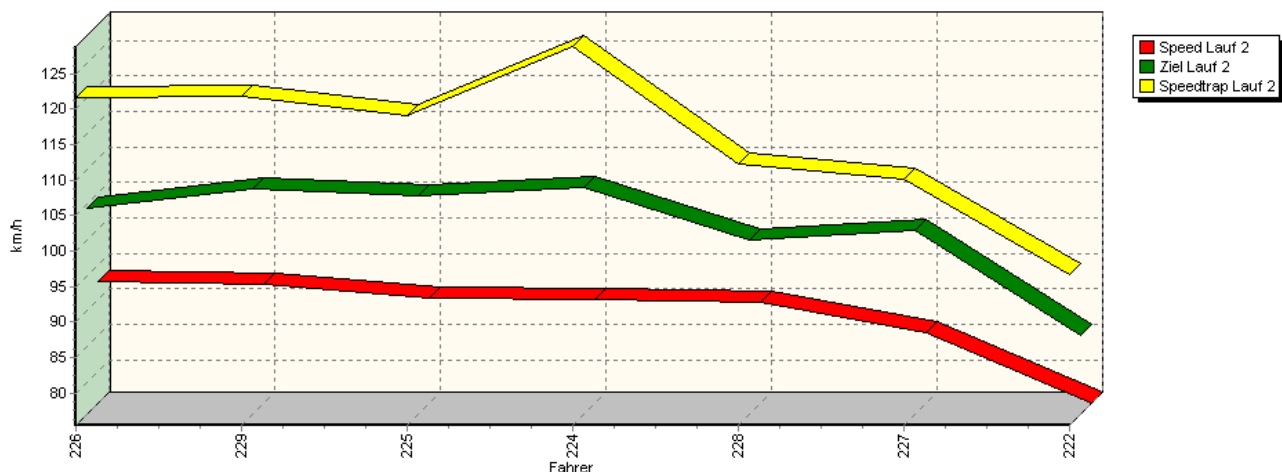


Sektor-Diagramm (Rest) Lauf 1

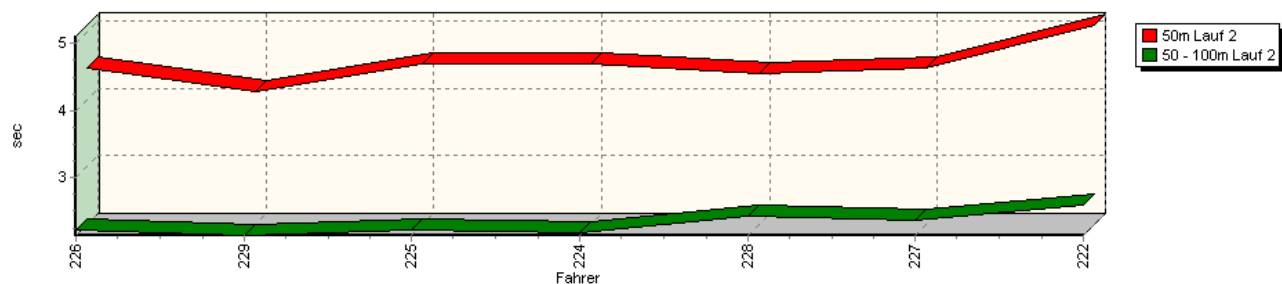


Sektorzeiten & Speeds - Rennen - Gruppe H bis 1150 ccm - Klasse 37

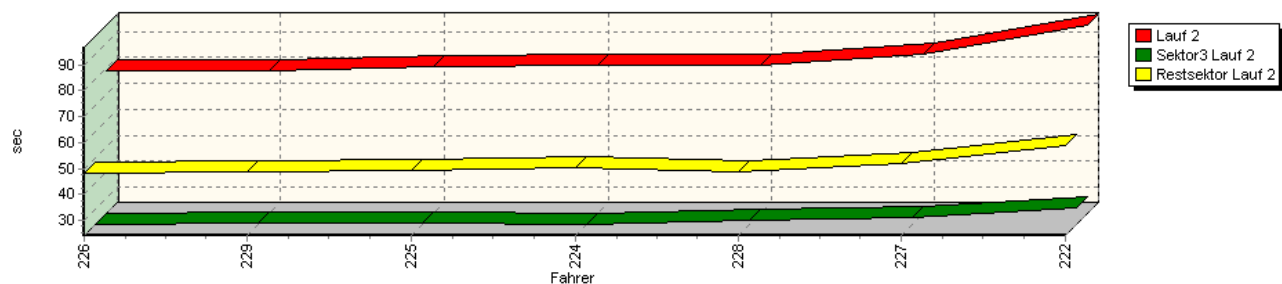
Speed-Diagramm Lauf 2



Sektor-Diagramm (Start) Lauf 2

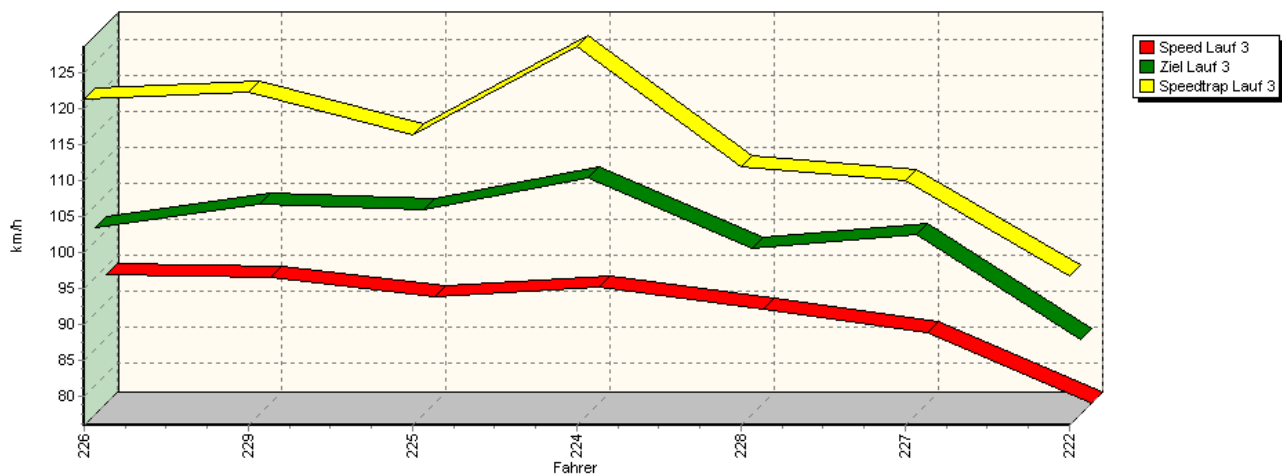


Sektor-Diagramm (Rest) Lauf 2

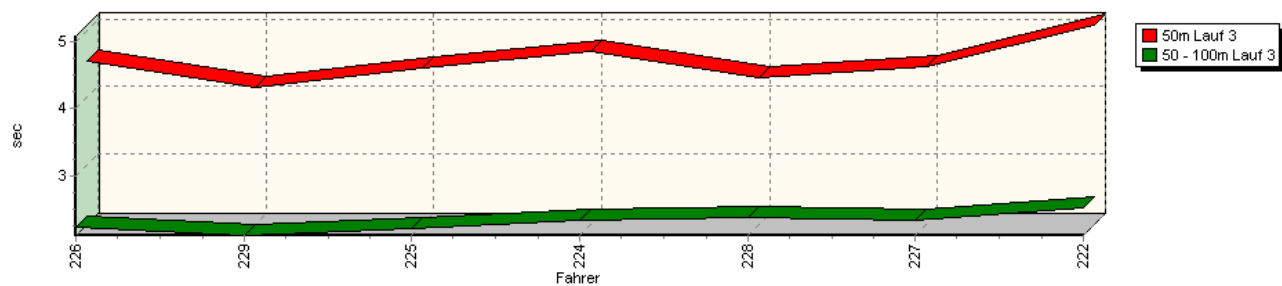


Sektorzeiten & Speeds - Rennen - Gruppe H bis 1150 ccm - Klasse 37

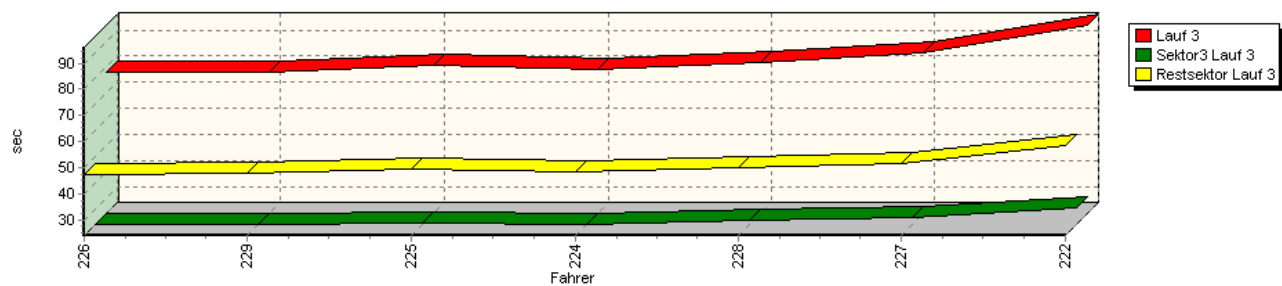
Speed-Diagramm Lauf 3



Sektor-Diagramm (Start) Lauf 3

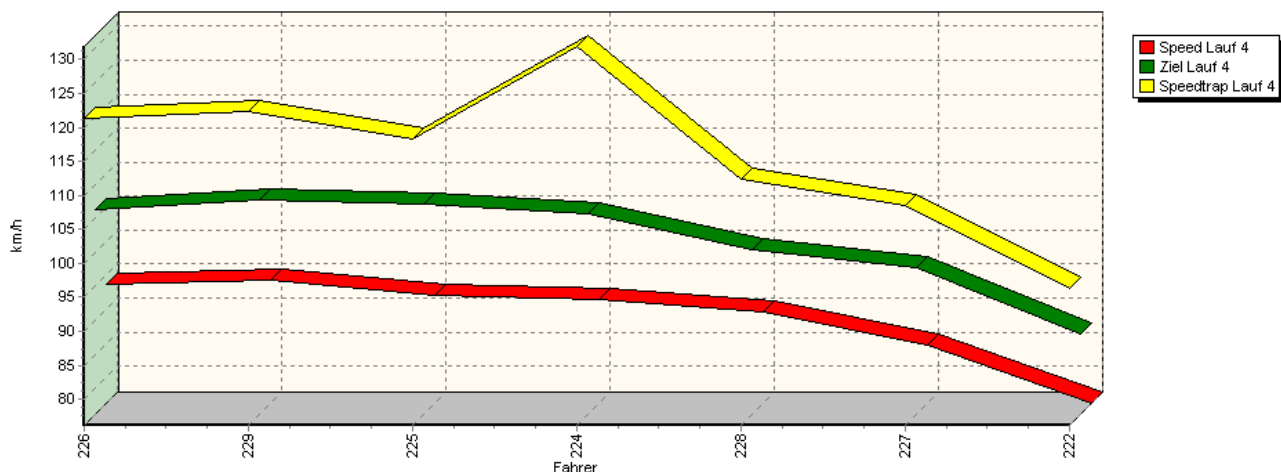


Sektor-Diagramm (Rest) Lauf 3

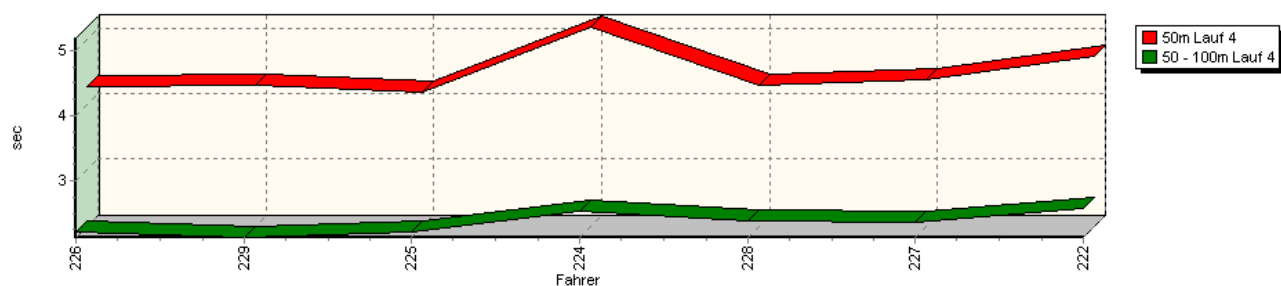


Sektorzeiten & Speeds - Rennen - Gruppe H bis 1150 ccm - Klasse 37

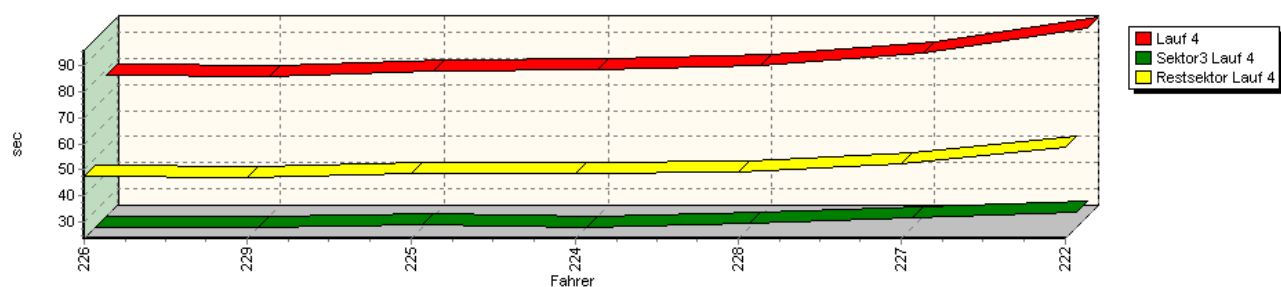
Speed-Diagramm Lauf 4



Sektor-Diagramm (Start) Lauf 4



Sektor-Diagramm (Rest) Lauf 4



Rg.	Nr.	Sektor 1 (50m)	Sektor 2 (50-100m)	Sektor 3	Speed Trap	Sektor 4	Speed (Ziel)	Laufzeit	Speed (Lauf)	
1	226	STEGMANN Tobias		Schneider Audi 50						
		Lauf 1:	00:04.617	00:02.302	00:25.002	120,89 km/h	00:48.800	106,04 km/h	01:20.721	90,53 km/h
		Lauf 2:	00:04.469	00:02.218	00:24.292	121,61 km/h	00:48.030	104,52 km/h	01:19.009	92,50 km/h
		Lauf 3:	00:04.537	00:02.255	00:23.895	121,37 km/h	00:47.141	101,98 km/h	01:17.828	93,90 km/h
		Lauf 4:	00:04.289	00:02.207	00:23.715	121,34 km/h	00:47.812	106,34 km/h	01:18.023	93,66 km/h



44. Osnabrücker ADAC Bergrennen

13. und 14. August 2011

Deutsche Bergmeisterschaft 2011

DMSB Bergpokal für Tourenwagen und Rennsportfahrzeuge

DMSB Classic-Berg-Pokal - KW Gruppe H Berg-Cup



Sektorzeiten & Speeds - Rennen - Gruppe H bis 1150 ccm - Klasse 37

Rg.	Nr.		Sektor 1 (50m)	Sektor 2 (50-100m)	Sektor 3	Speed Trap	Sektor 4	Speed (Ziel)	Laufzeit	Speed (Lauf)
2	229	KLIMSA Tobias		VW Schneider Polo I 8V						
		Lauf 1:	00:04.443	00:02.202	00:25.394	120,80 km/h	00:50.613	104,85 km/h	01:22.652	88,42 km/h
		Lauf 2:	00:04.125	00:02.133	00:24.402	121,73 km/h	00:48.632	107,26 km/h	01:19.292	92,17 km/h
		Lauf 3:	00:04.144	00:02.124	00:24.151	122,35 km/h	00:47.665	105,25 km/h	01:18.084	93,59 km/h
		Lauf 4:	00:04.293	00:02.121	00:23.803	122,34 km/h	00:47.229	107,71 km/h	01:17.446	94,36 km/h
3	225	KATRIMSKI Olaf		Fiat Uno Abarth						
		Lauf 1:	00:04.490	00:02.248	00:25.036	119,18 km/h	00:49.402	105,75 km/h	01:21.176	90,03 km/h
		Lauf 2:	00:04.534	00:02.216	00:24.775	119,04 km/h	00:49.467	106,24 km/h	01:20.992	90,23 km/h
		Lauf 3:	00:04.432	00:02.220	00:24.681	116,44 km/h	00:49.175	104,39 km/h	01:20.508	90,77 km/h
		Lauf 4:	00:04.192	00:02.207	00:24.560	118,39 km/h	00:48.441	107,07 km/h	01:19.400	92,04 km/h
4	224	STELBERG Thomas		VW Schneider Polo Coupé 16V						
		Lauf 1:	00:06.023	00:02.735	00:25.332	125,97 km/h	00:50.287	106,20 km/h	01:24.377	86,61 km/h
		Lauf 2:	00:04.539	00:02.178	00:24.047	128,80 km/h	00:50.376	107,31 km/h	01:21.140	90,07 km/h
		Lauf 3:	00:04.687	00:02.340	00:24.036	128,64 km/h	00:48.264	108,87 km/h	01:19.327	92,13 km/h
		Lauf 4:	00:05.201	00:02.517	00:23.673	131,93 km/h	00:48.491	105,58 km/h	01:19.882	91,49 km/h
5	228	WERNER Uwe		Ford Fiesta RS 8V						
		Lauf 1:	00:04.651	00:02.469	00:26.923	105,45 km/h	00:51.717	100,05 km/h	01:25.760	85,21 km/h
		Lauf 2:	00:04.384	00:02.426	00:25.895	112,25 km/h	00:48.808	100,04 km/h	01:21.513	89,65 km/h
		Lauf 3:	00:04.295	00:02.395	00:25.601	112,01 km/h	00:49.688	99,07 km/h	01:21.979	89,14 km/h
		Lauf 4:	00:04.297	00:02.380	00:25.532	112,47 km/h	00:49.308	100,43 km/h	01:21.517	89,65 km/h
6	227	RAUCH Rolf		Fiat 128 Coupé						
		Lauf 1:	00:05.071	00:02.407	00:28.319	110,37 km/h	00:53.314	96,87 km/h	01:29.111	82,01 km/h
		Lauf 2:	00:04.478	00:02.369	00:26.648	110,16 km/h	00:52.115	101,39 km/h	01:25.610	85,36 km/h
		Lauf 3:	00:04.450	00:02.352	00:26.768	109,93 km/h	00:51.671	101,01 km/h	01:25.241	85,73 km/h
		Lauf 4:	00:04.389	00:02.361	00:27.247	108,47 km/h	00:52.257	97,64 km/h	01:26.254	84,73 km/h
7	222	SIEBERT Laura		Autobianchi A112 Abarth						
		Lauf 1:	00:05.150	00:02.621	00:31.730	97,02 km/h	01:00.275	89,72 km/h	01:39.776	73,24 km/h
		Lauf 2:	00:05.112	00:02.584	00:30.226	96,76 km/h	00:58.923	86,46 km/h	01:36.845	75,46 km/h
		Lauf 3:	00:05.075	00:02.525	00:30.216	96,74 km/h	00:58.309	86,36 km/h	01:36.125	76,03 km/h
		Lauf 4:	00:04.747	00:02.577	00:29.722	96,29 km/h	00:58.920	87,94 km/h	01:35.966	76,15 km/h