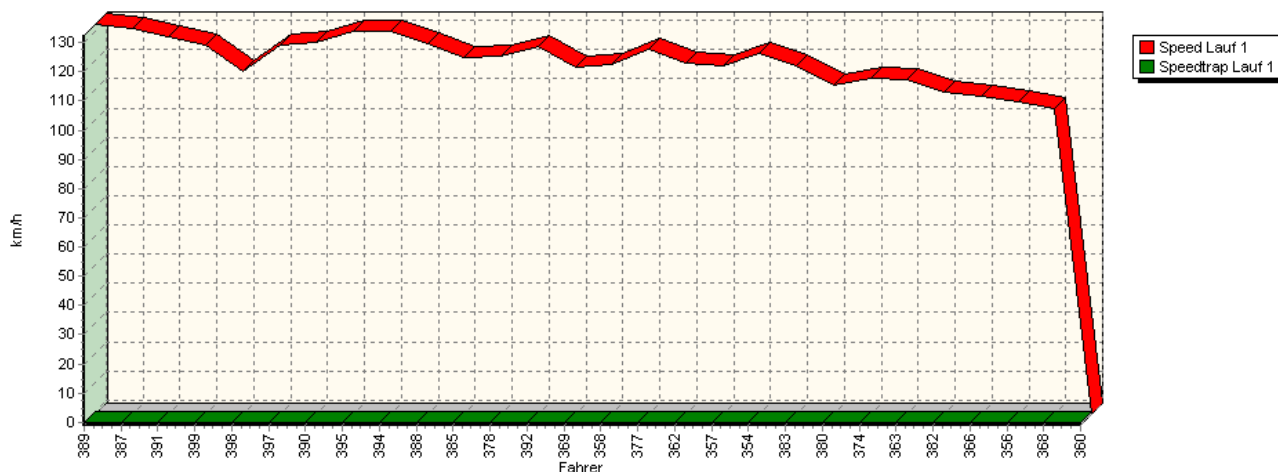
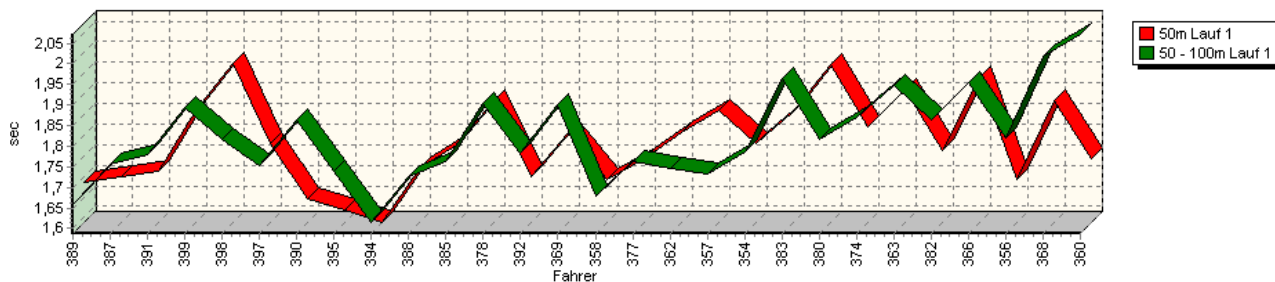


Sektorzeiten & Speeds - Gruppe H (DMSB, OSK) bis 2000 ccm - Klasse 22

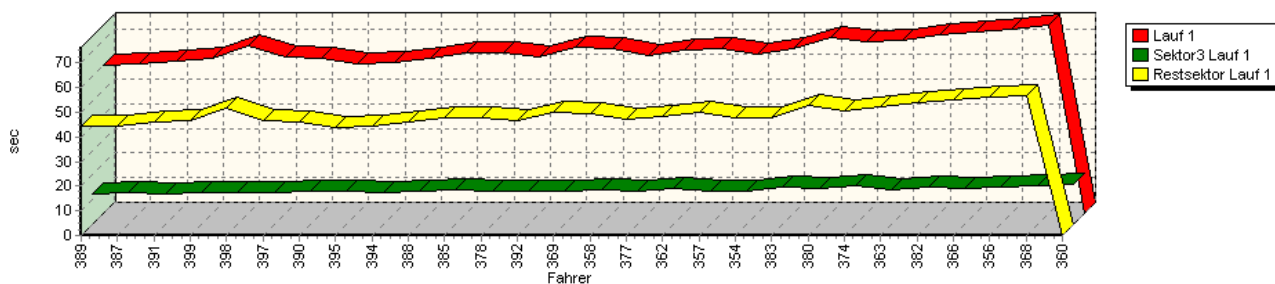
Speed-Diagramm Lauf 1



Sektor-Diagramm (Start) Lauf 1

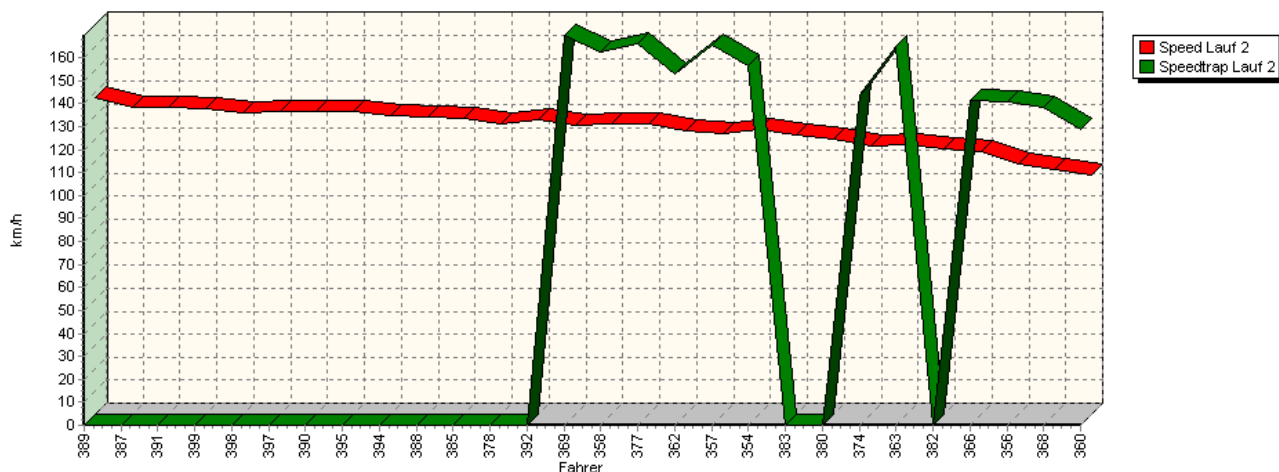


Sektor-Diagramm (Rest) Lauf 1

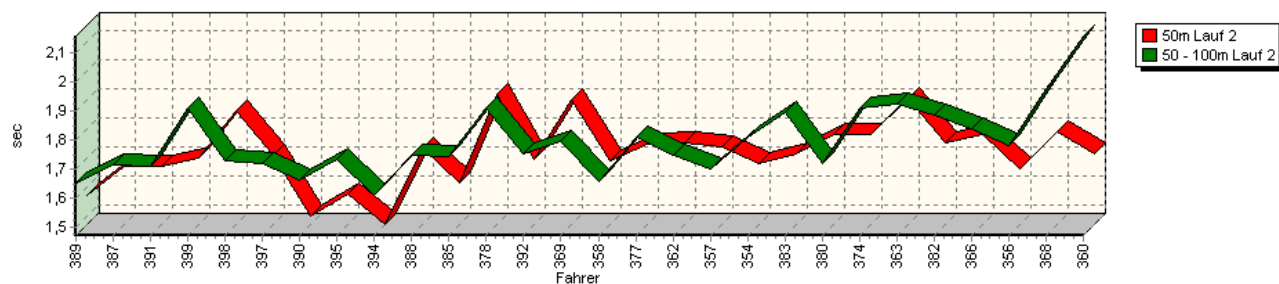


Sektorzeiten & Speeds - Gruppe H (DMSB, OSK) bis 2000 ccm - Klasse 22

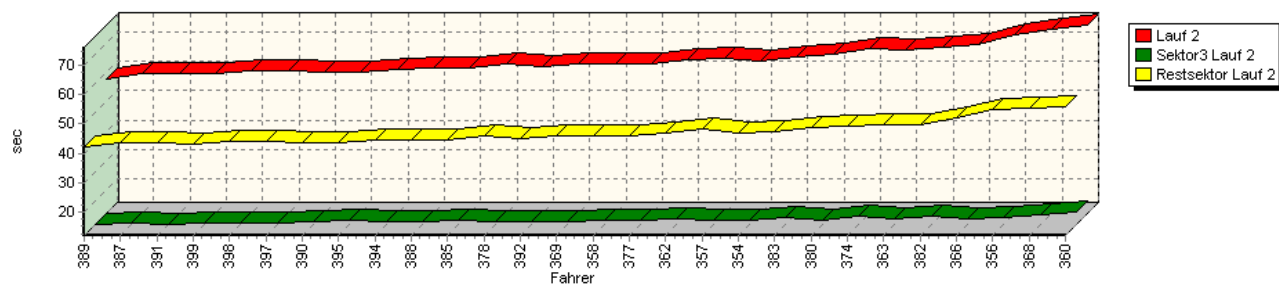
Speed-Diagramm Lauf 2



Sektor-Diagramm (Start) Lauf 2

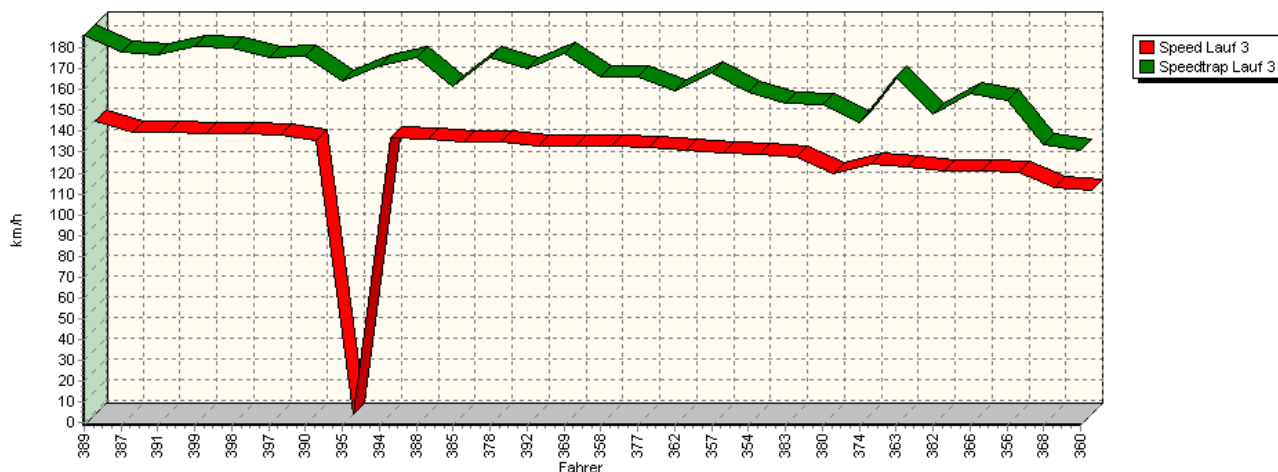


Sektor-Diagramm (Rest) Lauf 2

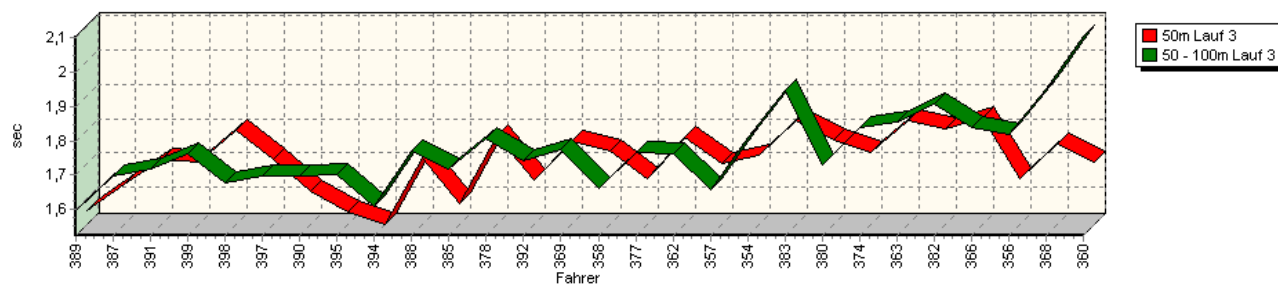


Sektorzeiten & Speeds - Gruppe H (DMSB, OSK) bis 2000 ccm - Klasse 22

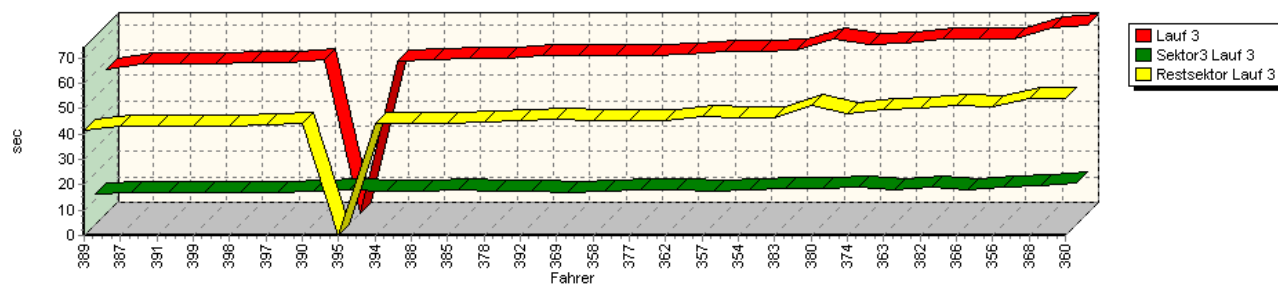
Speed-Diagramm Lauf 3



Sektor-Diagramm (Start) Lauf 3



Sektor-Diagramm (Rest) Lauf 3



Rg.	Nr.	Sektor 1 (15m)	Sektor 2 (15-50m)	Sektor 3	Speed Trap	Sektor 4	Laufzeit	Speed (Lauf)	
1	389	SCHMITT Sebastian		Opel Gerant Kadett C 16V					
		Lauf 1:	00:01.687	00:01.658	00:12.367	0,00 km/h	00:44.084	00:59.796	132,45 km/h
		Lauf 2:	00:01.569	00:01.649	00:12.141	0,00 km/h	00:42.123	00:57.482	137,78 km/h
		Lauf 3:	00:01.566	00:01.597	00:12.160	185,98 km/h	00:41.541	00:56.864	139,28 km/h

Sektorzeiten & Speeds - Gruppe H (DMSB, OSK) bis 2000 ccm - Klasse 22

Rg.	Nr.		Sektor 1 (15m)	Sektor 2 (15-50m)	Sektor 3	Speed Trap	Sektor 4	Laufzeit	Speed (Lauf)
2	387	NAUMANN Peter	VW Polo 1,4 G60						
		Lauf 1:	00:01.698	00:01.757	00:12.772	0,00 km/h	00:44.157	01:00.384	131,16 km/h
		Lauf 2:	00:01.671	00:01.713	00:12.571	0,00 km/h	00:43.447	00:59.402	133,33 km/h
		Lauf 3:	00:01.643	00:01.699	00:12.543	178,24 km/h	00:43.004	00:58.889	134,49 km/h
3	391	KROLL Ralf	VW Lehmann Golf 16V						
		Lauf 1:	00:01.711	00:01.780	00:12.590	0,00 km/h	00:45.808	01:01.889	127,97 km/h
		Lauf 2:	00:01.668	00:01.707	00:12.361	0,00 km/h	00:43.546	00:59.282	133,60 km/h
		Lauf 3:	00:01.714	00:01.719	00:12.345	176,72 km/h	00:43.215	00:58.993	134,25 km/h
4	399	MINICHBERGER Mario	VW Minichberger Scirocco						
		Lauf 1:	00:01.861	00:01.894	00:13.011	0,00 km/h	00:46.333	01:03.099	125,52 km/h
		Lauf 2:	00:01.700	00:01.909	00:12.654	0,00 km/h	00:43.309	00:59.572	132,95 km/h
		Lauf 3:	00:01.707	00:01.761	00:12.709	180,69 km/h	00:42.984	00:59.161	133,87 km/h
5	398	ROTTENBERGER Dieter	BMW 318i E36 STW						
		Lauf 1:	00:01.976	00:01.815	00:12.898	0,00 km/h	00:51.337	01:08.026	116,43 km/h
		Lauf 2:	00:01.861	00:01.726	00:12.636	0,00 km/h	00:44.154	01:00.377	131,18 km/h
		Lauf 3:	00:01.798	00:01.678	00:12.728	179,70 km/h	00:43.125	00:59.329	133,49 km/h
6	397	WIEBE Björn	Renault Clio Williams BWR						
		Lauf 1:	00:01.778	00:01.752	00:12.975	0,00 km/h	00:46.741	01:03.246	125,23 km/h
		Lauf 2:	00:01.708	00:01.716	00:12.644	0,00 km/h	00:44.150	01:00.218	131,52 km/h
		Lauf 3:	00:01.712	00:01.696	00:12.637	175,17 km/h	00:43.547	00:59.592	132,90 km/h
7	390	PREISSER Dirk	Opel Kadett C Frank 16V						
		Lauf 1:	00:01.645	00:01.863	00:13.335	0,00 km/h	00:45.879	01:02.722	126,27 km/h
		Lauf 2:	00:01.497	00:01.661	00:13.191	0,00 km/h	00:43.762	01:00.111	131,76 km/h
		Lauf 3:	00:01.621	00:01.698	00:13.109	176,25 km/h	00:44.429	01:00.857	130,14 km/h
8	395	WIMMER Norbert	BMW 2002 8V						
		Lauf 1:	00:01.618	00:01.738	00:13.465	0,00 km/h	00:43.974	01:00.795	130,27 km/h
		Lauf 2:	00:01.574	00:01.733	00:13.409	0,00 km/h	00:43.459	01:00.175	131,62 km/h
		Lauf 3:	00:01.561	00:01.703	00:13.389	164,09 km/h	*	A	* km/h
9	394	WEISS Werner	Ford Escort Zakspeed BDA						
		Lauf 1:	00:01.588	00:01.616	00:13.162	0,00 km/h	00:44.555	01:00.921	130,00 km/h
		Lauf 2:	00:01.470	00:01.606	00:13.185	0,00 km/h	00:44.598	01:00.859	130,14 km/h
		Lauf 3:	00:01.524	00:01.609	00:13.020	171,43 km/h	00:44.047	01:00.200	131,56 km/h
10	388	FINK Marco	BMW 320i						
		Lauf 1:	00:01.718	00:01.727	00:13.407	0,00 km/h	00:46.135	01:02.987	125,74 km/h
		Lauf 2:	00:01.731	00:01.745	00:13.180	0,00 km/h	00:44.637	01:01.293	129,22 km/h
		Lauf 3:	00:01.716	00:01.769	00:13.157	175,44 km/h	00:43.990	01:00.632	130,62 km/h
11	385	RAUCH Michael	Briegel Kadett C 8V						
		Lauf 1:	00:01.775	00:01.763	00:14.103	0,00 km/h	00:47.678	01:05.319	121,25 km/h
		Lauf 2:	00:01.612	00:01.743	00:13.661	0,00 km/h	00:44.515	01:01.531	128,71 km/h
		Lauf 3:	00:01.583	00:01.717	00:13.660	161,72 km/h	00:44.255	01:01.215	129,38 km/h
12	378	REICH Markus	VW Golf 2 16V						
		Lauf 1:	00:01.883	00:01.905	00:13.467	0,00 km/h	00:47.810	01:05.065	121,72 km/h
		Lauf 2:	00:01.919	00:01.910	00:13.104	0,00 km/h	00:45.744	01:02.677	126,36 km/h
		Lauf 3:	00:01.782	00:01.805	00:12.924	175,58 km/h	00:44.713	01:01.224	129,36 km/h
13	392	FLIK Thomas	Renault Clio 16S Williams						
		Lauf 1:	00:01.698	00:01.784	00:13.325	0,00 km/h	00:46.622	01:03.429	124,87 km/h
		Lauf 2:	00:01.693	00:01.752	00:13.278	0,00 km/h	00:45.148	01:01.871	128,01 km/h
		Lauf 3:	00:01.653	00:01.744	00:13.172	170,07 km/h	00:45.572	01:02.141	127,45 km/h

Sektorzeiten & Speeds - Gruppe H (DMSB, OSK) bis 2000 ccm - Klasse 22

Rg.	Nr.		Sektor 1 (15m)	Sektor 2 (15-50m)	Sektor 3	Speed Trap	Sektor 4	Laufzeit	Speed (Lauf)
14	369	SCHÖNBORN Rainer		VW Golf1 16V					
		Lauf 1:	00:01.807	00:01.900	00:13.630	0,00 km/h	00:49.927	01:07.264	117,74 km/h
		Lauf 2:	00:01.897	00:01.796	00:13.168	169,72 km/h	00:45.955	01:02.816	126,08 km/h
		Lauf 3:	00:01.768	00:01.776	00:12.767	177,24 km/h	00:45.766	01:02.077	127,58 km/h
15	358	OCHSNER Jürg		Opel Kadett C					
		Lauf 1:	00:01.691	00:01.679	00:14.078	0,00 km/h	00:49.199	01:06.647	118,84 km/h
		Lauf 2:	00:01.690	00:01.656	00:13.581	162,51 km/h	00:45.734	01:02.661	126,39 km/h
		Lauf 3:	00:01.739	00:01.662	00:13.385	166,23 km/h	00:45.392	01:02.178	127,38 km/h
16	377	WEBER Jens		Opel Kadett C					
		Lauf 1:	00:01.743	00:01.764	00:13.542	0,00 km/h	00:46.865	01:03.914	123,92 km/h
		Lauf 2:	00:01.748	00:01.808	00:13.536	166,13 km/h	00:45.710	01:02.802	126,11 km/h
		Lauf 3:	00:01.656	00:01.767	00:13.545	165,77 km/h	00:45.309	01:02.277	127,17 km/h
17	362	TERLER Walter		Opel Kadett C Coupe					
		Lauf 1:	00:01.808	00:01.746	00:14.343	0,00 km/h	00:48.446	01:06.343	119,38 km/h
		Lauf 2:	00:01.749	00:01.745	00:13.796	153,10 km/h	00:46.860	01:04.150	123,46 km/h
		Lauf 3:	00:01.777	00:01.762	00:13.804	159,29 km/h	00:45.565	01:02.908	125,90 km/h
18	357	EHRBAR Rolf		Opel Kadett C					
		Lauf 1:	00:01.859	00:01.734	00:13.600	0,00 km/h	00:49.839	01:07.032	118,15 km/h
		Lauf 2:	00:01.739	00:01.698	00:13.340	165,46 km/h	00:48.090	01:04.867	122,09 km/h
		Lauf 3:	00:01.701	00:01.656	00:13.276	167,89 km/h	00:47.187	01:03.820	124,10 km/h
19	354	BANZ Urs		Opel Ascona B 8V					
		Lauf 1:	00:01.779	00:01.787	00:13.686	0,00 km/h	00:47.492	01:04.744	122,33 km/h
		Lauf 2:	00:01.679	00:01.806	00:13.722	156,77 km/h	00:46.732	01:03.939	123,87 km/h
		Lauf 3:	00:01.725	00:01.811	00:13.852	158,88 km/h	00:46.610	01:03.998	123,75 km/h
20	383	HATEZIC Johann		Opel Ascona B					
		Lauf 1:	00:01.857	00:01.965	00:15.086	0,00 km/h	00:47.946	01:06.854	118,47 km/h
		Lauf 2:	00:01.711	00:01.892	00:14.267	0,00 km/h	00:47.353	01:05.223	121,43 km/h
		Lauf 3:	00:01.827	00:01.947	00:14.246	153,55 km/h	00:46.585	01:04.605	122,59 km/h
21	380	BEHR Martin		BMW 2002					
		Lauf 1:	00:01.970	00:01.816	00:14.632	0,00 km/h	00:52.680	01:11.098	111,40 km/h
		Lauf 2:	00:01.782	00:01.720	00:13.733	0,00 km/h	00:48.842	01:06.077	119,86 km/h
		Lauf 3:	00:01.770	00:01.730	00:14.271	152,79 km/h	00:51.338	01:09.109	114,60 km/h
22	374	SEITZ Hans Dieter		Ford Escort MK II					
		Lauf 1:	00:01.820	00:01.872	00:15.467	0,00 km/h	00:50.336	01:09.495	113,97 km/h
		Lauf 2:	00:01.782	00:01.908	00:14.914	143,72 km/h	00:49.170	01:07.774	116,86 km/h
		Lauf 3:	00:01.734	00:01.841	00:14.856	144,32 km/h	00:48.102	01:06.533	119,04 km/h
23	363	FLIK Beatrice		Megane Coupe 16V					
		Lauf 1:	00:01.911	00:01.948	00:13.976	0,00 km/h	00:52.050	01:09.885	113,33 km/h
		Lauf 2:	00:01.905	00:01.923	00:14.133	164,75 km/h	00:49.503	01:07.464	117,40 km/h
		Lauf 3:	00:01.827	00:01.856	00:13.870	166,10 km/h	00:49.850	01:07.403	117,50 km/h
24	382	LANG Bernhard		Ford Escort RS2000 MKII					
		Lauf 1:	00:01.764	00:01.865	00:14.897	0,00 km/h	00:53.881	01:12.407	109,38 km/h
		Lauf 2:	00:01.750	00:01.885	00:15.011	0,00 km/h	00:49.843	01:08.489	115,64 km/h
		Lauf 3:	00:01.802	00:01.908	00:14.783	148,43 km/h	00:50.089	01:08.582	115,48 km/h
25	366	WIEBE Horst		Megane Cup HWR					
		Lauf 1:	00:01.941	00:01.956	00:14.488	0,00 km/h	00:55.150	01:13.535	107,70 km/h
		Lauf 2:	00:01.778	00:01.838	00:13.786	141,51 km/h	00:51.767	01:09.169	114,50 km/h
		Lauf 3:	00:01.835	00:01.839	00:13.434	157,81 km/h	00:51.497	01:08.605	115,44 km/h

Sektorzeiten & Speeds - Gruppe H (DMSB, OSK) bis 2000 ccm - Klasse 22

Rg.	Nr.		Sektor 1 (15m)	Sektor 2 (15-50m)	Sektor 3	Speed Trap	Sektor 4	Laufzeit	Speed (Lauf)
26	356	BUSER Lis		Opel Kadett C					
		Lauf 1:	00:01.692	00:01.821	00:15.408	0,00 km/h	00:55.896	01:14.817	105,86 km/h
		Lauf 2:	00:01.662	00:01.780	00:14.532	141,07 km/h	00:54.810	01:12.784	108,81 km/h
		Lauf 3:	00:01.658	00:01.818	00:14.668	154,73 km/h	00:50.687	01:08.831	115,06 km/h
27	368	SCHWANECKE Gero		VW Escher Golf 16 V					
		Lauf 1:	00:01.884	00:02.019	00:15.774	0,00 km/h	00:56.618	01:16.295	103,81 km/h
		Lauf 2:	00:01.791	00:01.973	00:15.482	138,28 km/h	00:55.280	01:14.526	106,27 km/h
		Lauf 3:	00:01.757	00:01.951	00:15.364	133,52 km/h	00:54.328	01:13.400	107,90 km/h
28	360	ALT Holger		Ford Escort RS2000					
		Lauf 1:	00:01.742	00:02.072	00:16.189	0,00 km/h	*	A	* km/h
		Lauf 2:	00:01.714	00:02.156	00:16.215	128,76 km/h	00:55.830	01:15.915	104,33 km/h
		Lauf 3:	00:01.707	00:02.106	00:16.174	130,62 km/h	00:54.321	01:14.308	106,58 km/h