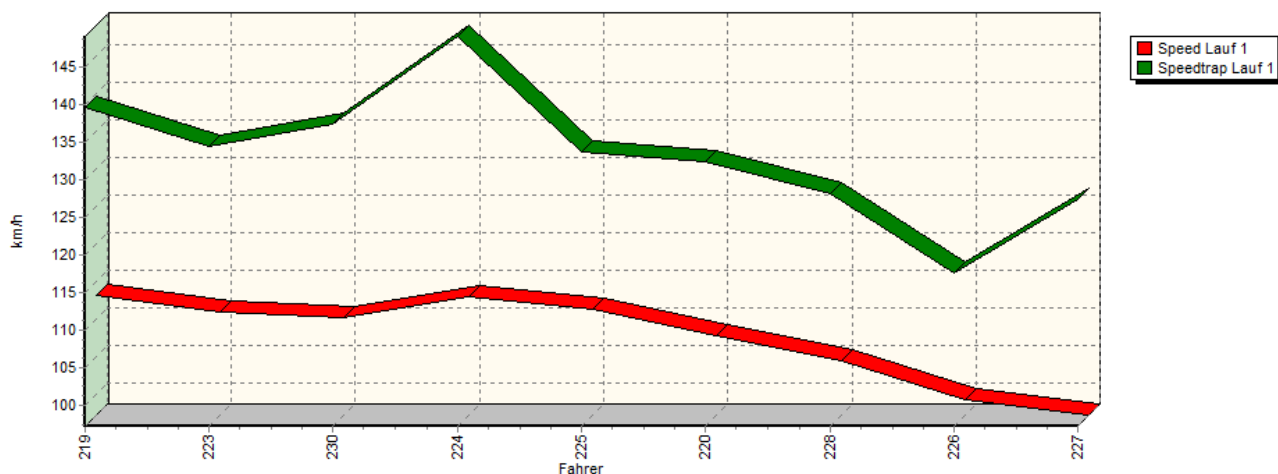
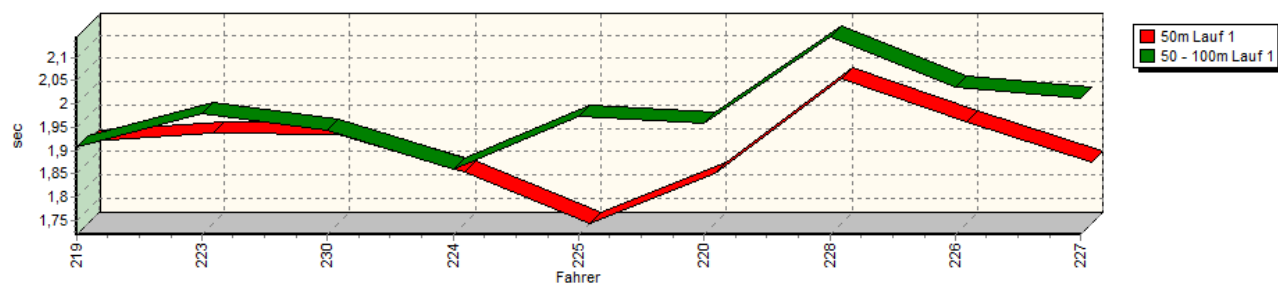


Sektorzeiten & Speeds - Gruppe H (DMSB, OSK) bis 1150 ccm - Klasse 17

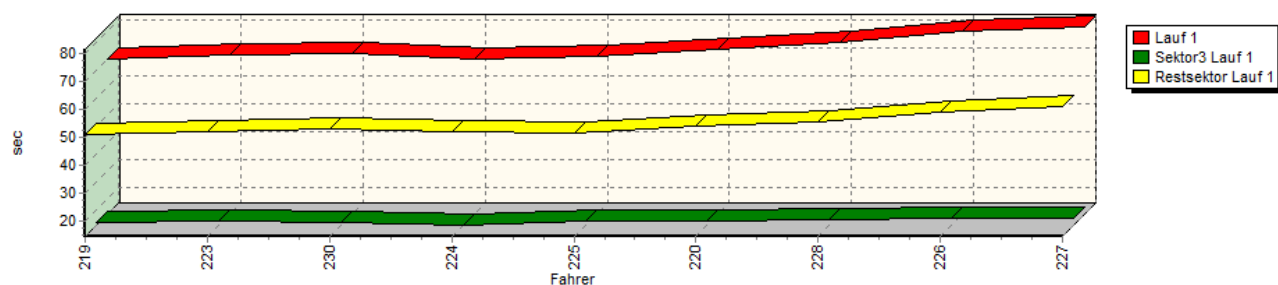
Speed-Diagramm Lauf 1



Sektor-Diagramm (Start) Lauf 1

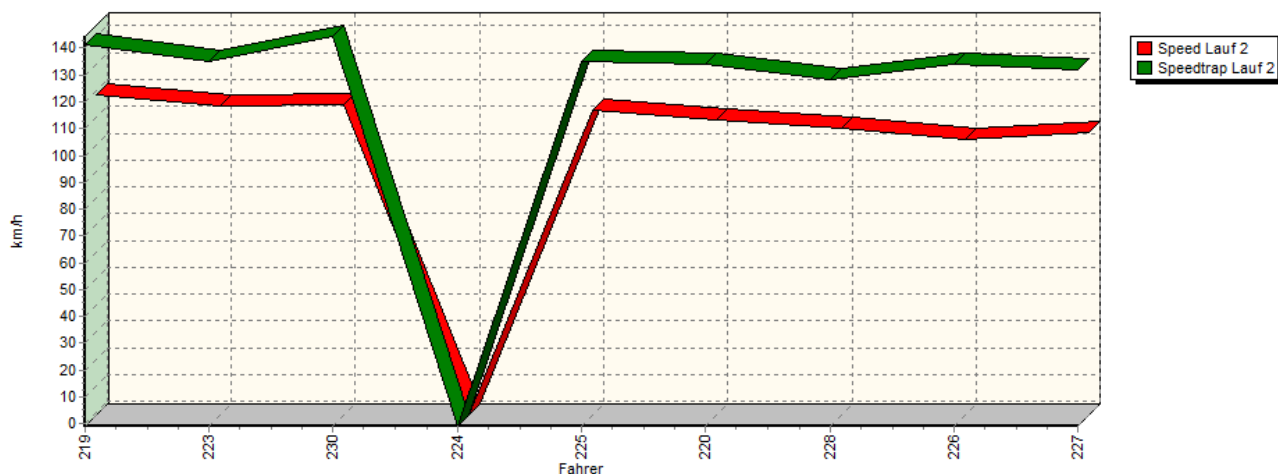


Sektor-Diagramm (Rest) Lauf 1

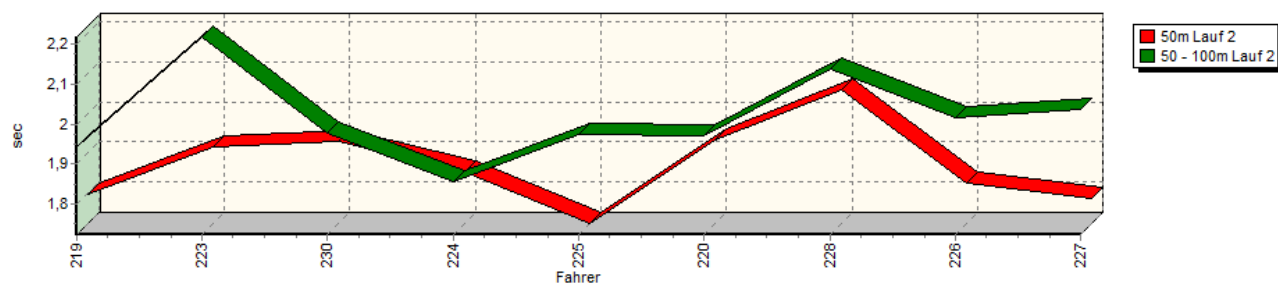


Sektorzeiten & Speeds - Gruppe H (DMSB, OSK) bis 1150 ccm - Klasse 17

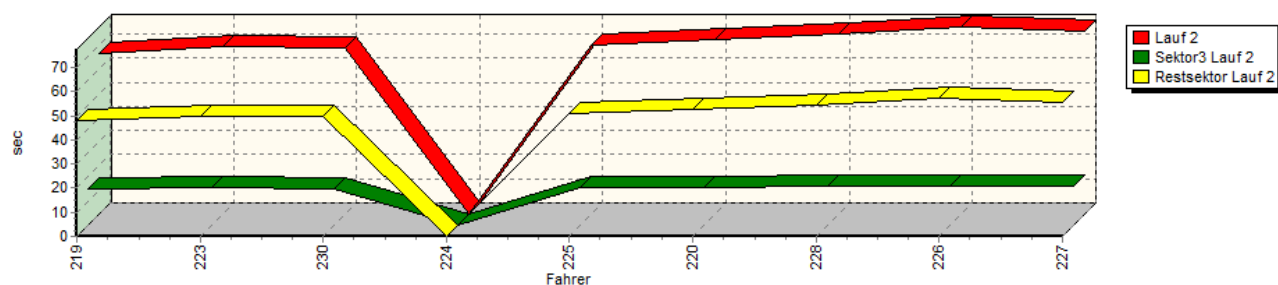
Speed-Diagramm Lauf 2



Sektor-Diagramm (Start) Lauf 2

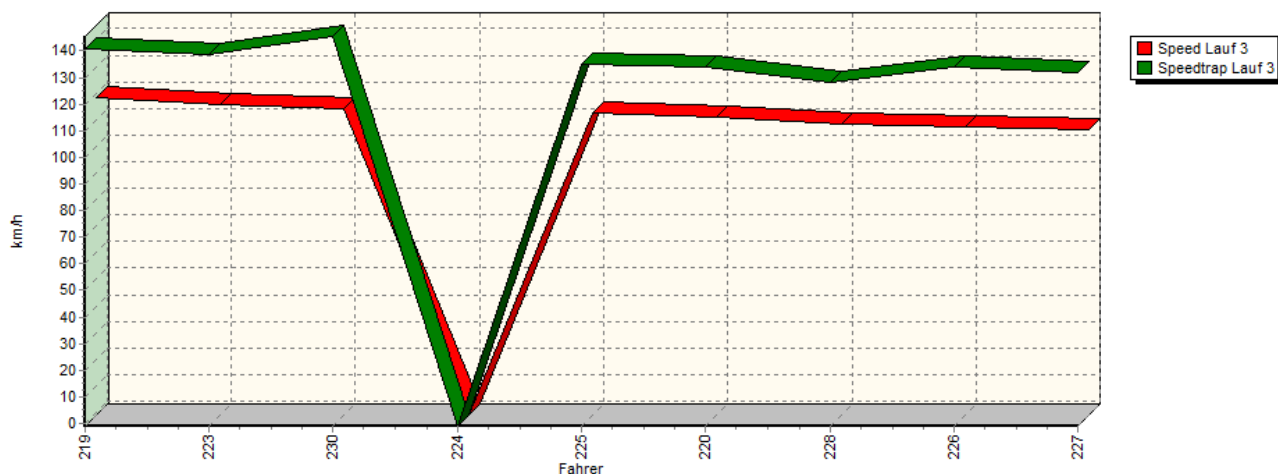


Sektor-Diagramm (Rest) Lauf 2

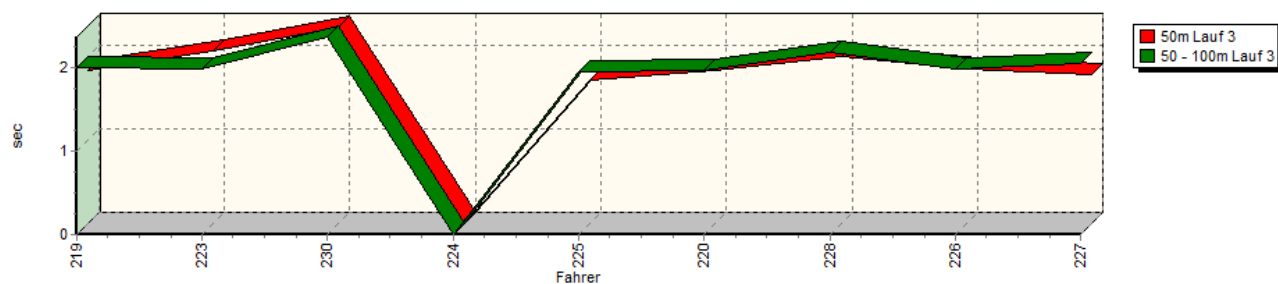


Sektorzeiten & Speeds - Gruppe H (DMSB, OSK) bis 1150 ccm - Klasse 17

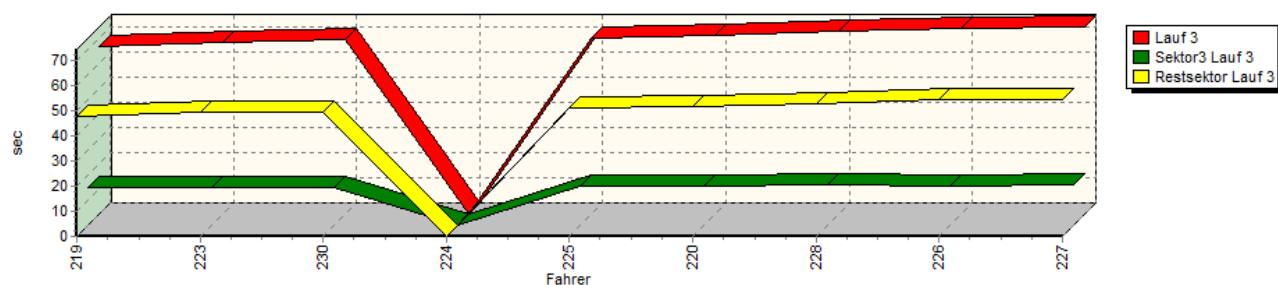
Speed-Diagramm Lauf 3



Sektor-Diagramm (Start) Lauf 3



Sektor-Diagramm (Rest) Lauf 3



Rg.	Nr.	Sektor 1 (15m)	Sektor 2 (15-50m)	Sektor 3	Speed Trap	Sektor 4	Laufzeit	Speed (Lauf)	
1	219	HEßBERGER Jürgen		Fiat 127 Sport Martini Racing					
		Lauf 1:	00:01.896	00:01.909	00:15.513	139,61 km/h	00:50.712	01:10.030	113,09 km/h
		Lauf 2:	00:01.794	00:01.942	00:15.103	141,17 km/h	00:48.076	01:06.915	118,36 km/h
		Lauf 3:	00:01.835	00:02.004	00:15.195	140.87 km/h	00:47.969	01:07.003	118.20 km/h

Sektorzeiten & Speeds - Gruppe H (DMSB, OSK) bis 1150 ccm - Klasse 17

Rg.	Nr.		Sektor 1 (15m)	Sektor 2 (15-50m)	Sektor 3	Speed Trap	Sektor 4	Laufzeit	Speed (Lauf)
2	223	EBERLE Jörg	Fiat 127 Sturm EVO						
		Lauf 1:	00:01.913	00:01.978	00:15.622	134,48 km/h	00:51.851	01:11.364	110,98 km/h
		Lauf 2:	00:01.915	00:02.219	00:15.475	135,21 km/h	00:49.832	01:09.441	114,05 km/h
		Lauf 3:	00:02.066	00:01.984	00:15.071	138,68 km/h	00:49.356	01:08.477	115,66 km/h
3	230	DEUTSCH Bernd	Schneider Audi 50						
		Lauf 1:	00:01.910	00:01.942	00:15.148	137,53 km/h	00:52.851	01:11.851	110,23 km/h
		Lauf 2:	00:01.929	00:01.979	00:15.081	144,41 km/h	00:50.024	01:09.013	114,76 km/h
		Lauf 3:	00:02.340	00:02.364	00:14.958	145,44 km/h	00:49.686	01:09.348	114,21 km/h
4	224	STELBERG Thomas	VW Schneider Polo 16V						
		Lauf 1:	00:01.831	00:01.860	00:14.338	149,13 km/h	00:52.045	01:10.074	113,02 km/h
		Lauf 2:	00:01.850	00:01.856	*	* km/h	*	A	* km/h
		Lauf 3:	*	*	*	* km/h	*	*	* km/h
5	225	KATRIMSKI Olaf	Fiat Uno 8V						
		Lauf 1:	00:01.719	00:01.972	00:15.786	133,79 km/h	00:51.652	01:11.129	111,35 km/h
		Lauf 2:	00:01.722	00:01.973	00:15.506	134,88 km/h	00:50.957	01:10.158	112,89 km/h
		Lauf 3:	00:01.723	00:01.953	00:15.585	135,23 km/h	00:50.984	01:10.245	112,75 km/h
6	220	ANGELBERGER Volker	NSU TT						
		Lauf 1:	00:01.827	00:01.958	00:15.831	132,42 km/h	00:53.840	01:13.456	107,82 km/h
		Lauf 2:	00:01.931	00:01.972	00:15.830	134,01 km/h	00:52.840	01:12.573	109,13 km/h
		Lauf 3:	00:01.835	00:01.965	00:15.737	133,84 km/h	00:51.754	01:11.291	111,09 km/h
7	228	WERNER Uwe	Ford Fiesta RS 8V						
		Lauf 1:	00:02.029	00:02.144	00:16.180	128,10 km/h	00:55.514	01:15.867	104,39 km/h
		Lauf 2:	00:02.057	00:02.138	00:16.311	128,12 km/h	00:54.246	01:14.752	105,95 km/h
		Lauf 3:	00:02.003	00:02.189	00:16.050	128,19 km/h	00:52.911	01:13.153	108,27 km/h
8	226	DEUTSCH Stefanie	Schneider Audi 50						
		Lauf 1:	00:01.937	00:02.036	00:16.660	117,64 km/h	00:59.174	01:19.807	99,24 km/h
		Lauf 2:	00:01.822	00:02.016	00:16.166	133,96 km/h	00:57.676	01:17.680	101,96 km/h
		Lauf 3:	00:01.841	00:01.982	00:15.770	133,82 km/h	00:54.391	01:13.984	107,05 km/h
9	227	RAUCH Rolf	Fiat 128 Coupé						
		Lauf 1:	00:01.852	00:02.011	00:16.750	127,51 km/h	01:00.892	01:21.505	97,17 km/h
		Lauf 2:	00:01.786	00:02.037	00:16.215	132,09 km/h	00:55.887	01:15.925	104,31 km/h
		Lauf 3:	00:01.778	00:02.051	00:16.233	131,69 km/h	00:54.518	01:14.580	106,19 km/h