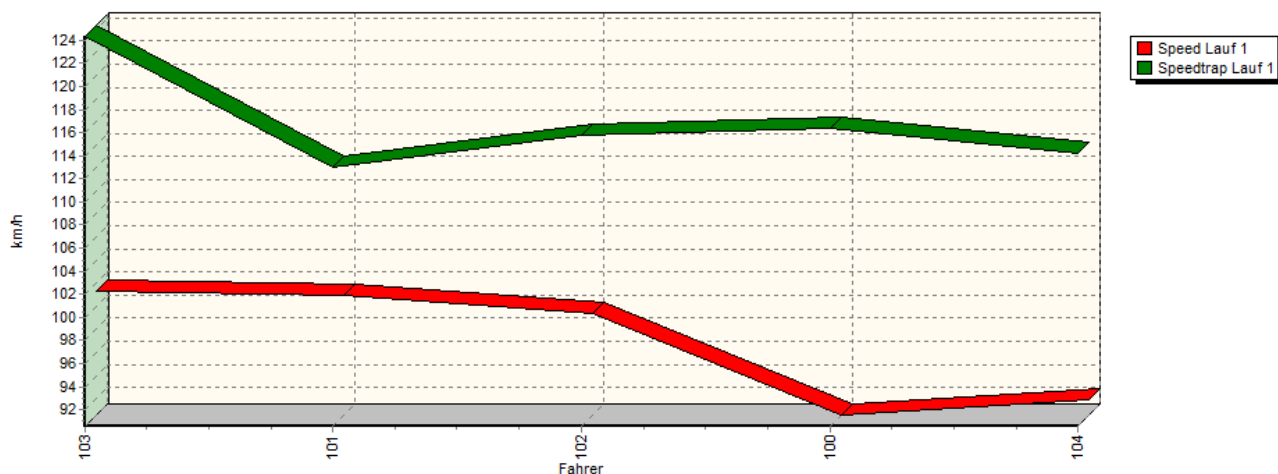
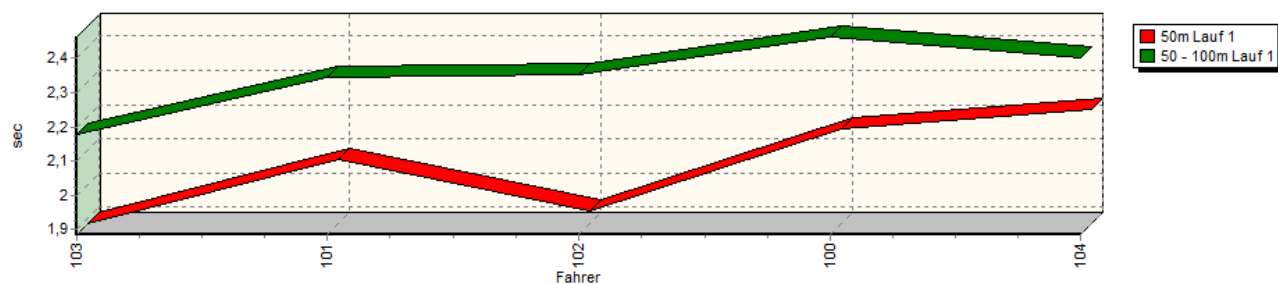


Sektorzeiten & Speeds - Gruppe G (DMSB)

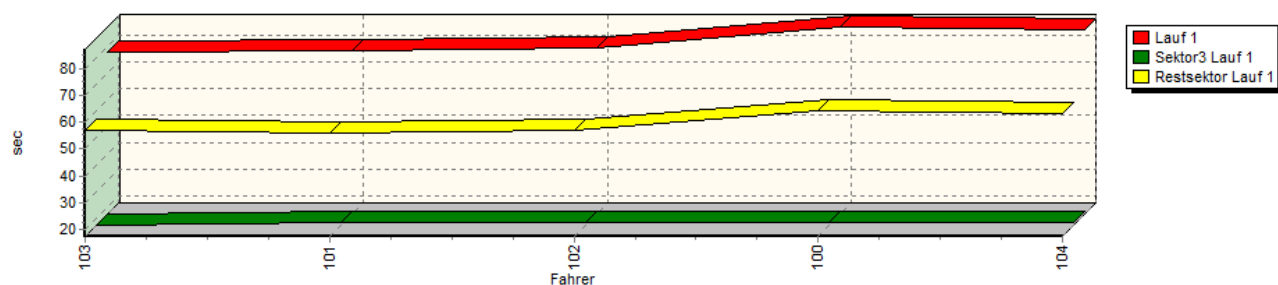
Speed-Diagramm Lauf 1



Sektor-Diagramm (Start) Lauf 1

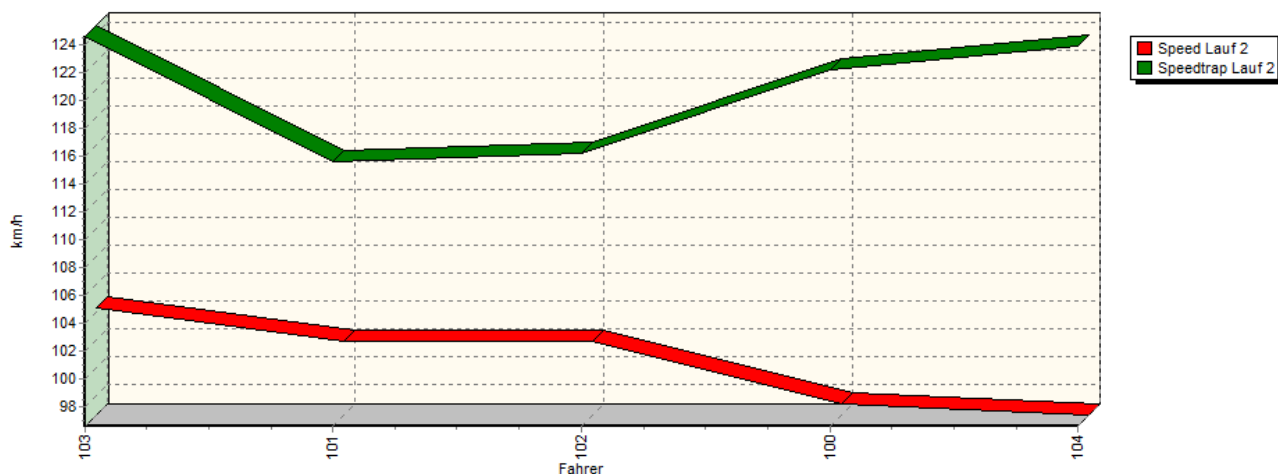


Sektor-Diagramm (Rest) Lauf 1

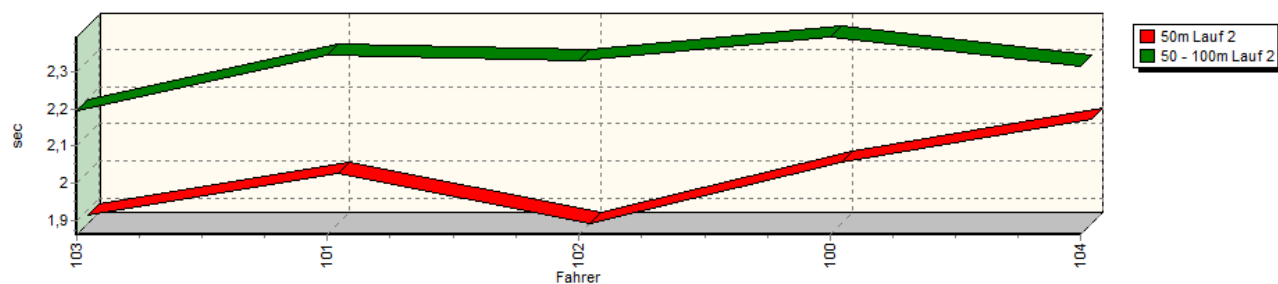


Sektorzeiten & Speeds - Gruppe G (DMSB)

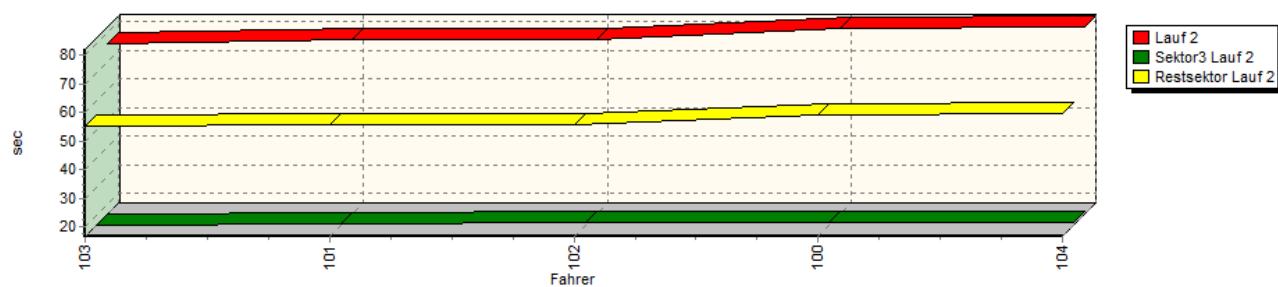
Speed-Diagramm Lauf 2



Sektor-Diagramm (Start) Lauf 2

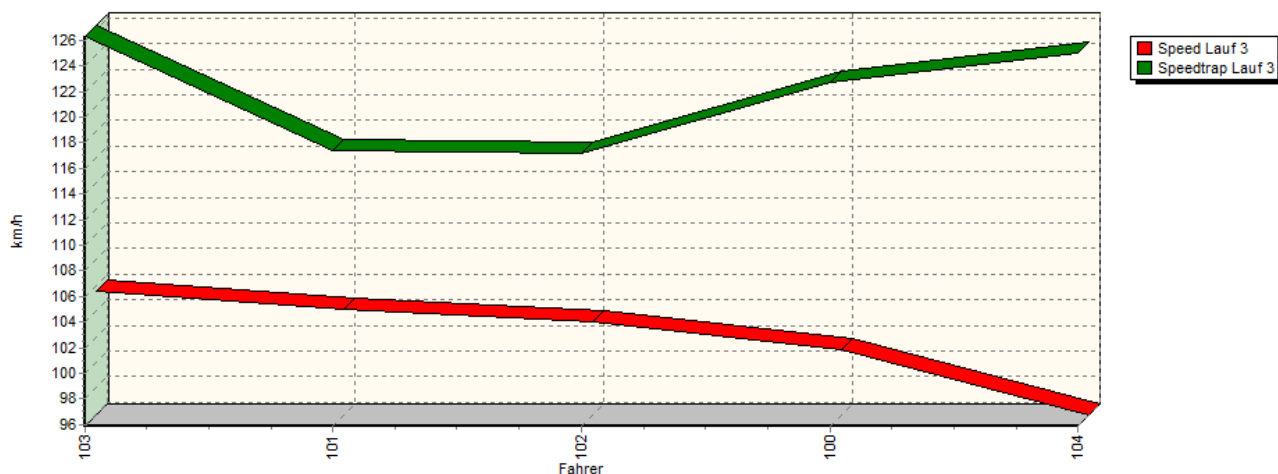


Sektor-Diagramm (Rest) Lauf 2

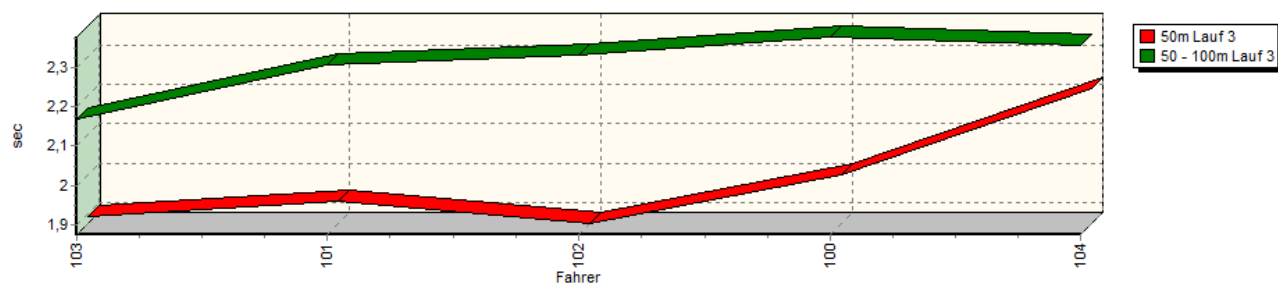


Sektorzeiten & Speeds - Gruppe G (DMSB)

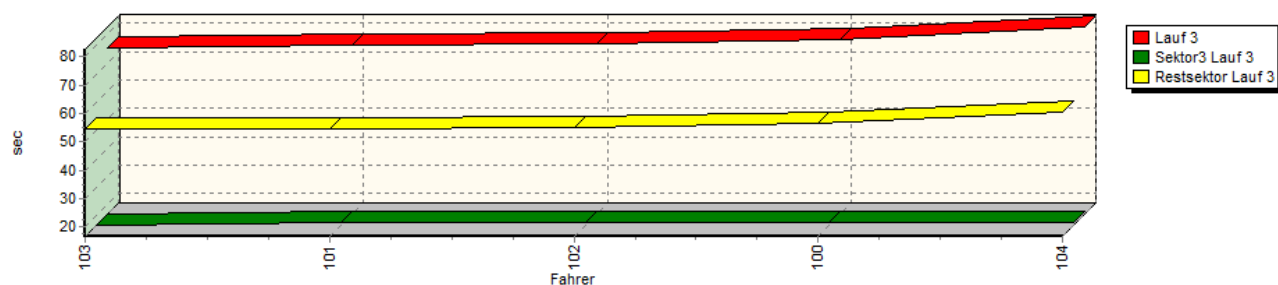
Speed-Diagramm Lauf 3



Sektor-Diagramm (Start) Lauf 3



Sektor-Diagramm (Rest) Lauf 3



Rg.	Nr.	Sektor 1 (15m)	Sektor 2 (15-50m)	Sektor 3	Speed Trap	Sektor 4	Laufzeit	Speed (Lauf)	
1	103	UENZEN Nikolas		Opel Kadett e Gsi					
		Lauf 1:	00:01.884	00:02.177	00:17.201	124,34 km/h	00:56.885	01:18.147	101,35 km/h
		Lauf 2:	00:01.886	00:02.195	00:16.789	124,55 km/h	00:55.075	01:15.945	104,29 km/h
		Lauf 3:	00:01.891	00:02.170	00:16.652	126,31 km/h	00:54.316	01:15.029	105,56 km/h

Sektorzeiten & Speeds - Gruppe G (DMSB)

Rg.	Nr.		Sektor 1 (15m)	Sektor 2 (15-50m)	Sektor 3	Speed Trap	Sektor 4	Laufzeit	Speed (Lauf)
2	101	HULM Michael		Toyota Corolla E9					
		Lauf 1:	00:02.071	00:02.344	00:18.066	113,00 km/h	00:55.996	01:18.477	100,92 km/h
		Lauf 2:	00:01.998	00:02.346	00:17.507	115,59 km/h	00:55.864	01:17.715	101,91 km/h
		Lauf 3:	00:01.931	00:02.307	00:17.425	117,39 km/h	00:54.359	01:16.022	104,18 km/h
3	102	REICH Philipp		VW Golf 2					
		Lauf 1:	00:01.921	00:02.351	00:18.158	115,79 km/h	00:57.233	01:19.663	99,42 km/h
		Lauf 2:	00:01.862	00:02.329	00:17.962	116,22 km/h	00:55.586	01:17.739	101,88 km/h
		Lauf 3:	00:01.875	00:02.333	00:17.645	117,15 km/h	00:54.896	01:16.749	103,19 km/h
4	100	BOCH Heinz-Peter		BMW 316 i					
		Lauf 1:	00:02.160	00:02.463	00:18.403	116,40 km/h	01:04.418	01:27.444	90,57 km/h
		Lauf 2:	00:02.025	00:02.393	00:17.712	122,15 km/h	00:59.199	01:21.329	97,38 km/h
		Lauf 3:	00:02.000	00:02.378	00:17.627	122,68 km/h	00:56.410	01:18.415	101,00 km/h
5	104	ZACHLOD Markus		Mazda 323					
		Lauf 1:	00:02.219	00:02.401	00:18.321	114,25 km/h	01:03.224	01:26.165	91,92 km/h
		Lauf 2:	00:02.144	00:02.316	00:17.851	123,82 km/h	00:59.656	01:21.967	96,62 km/h
		Lauf 3:	00:02.218	00:02.357	00:17.714	125,01 km/h	01:00.316	01:22.605	95,88 km/h