



## 42. AvD/MSCR Hauenstein-Bergrennen

6. bis 7. August 2011

Deutsche Bergmeisterschaft / DMSB Bergpokal

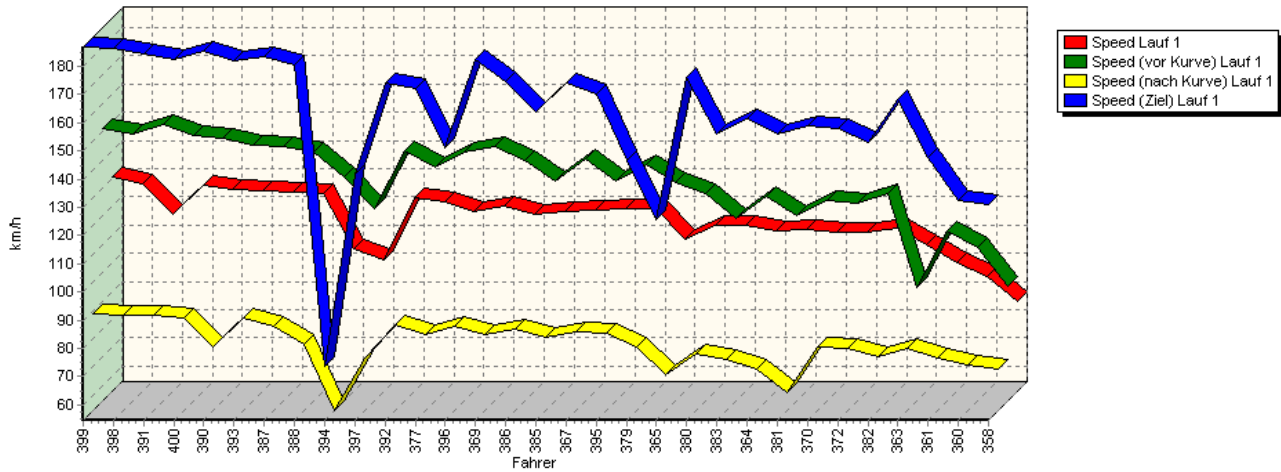
AvD Sportwagen-Berg-Cup / Classic Berg Cup

KW Gruppe H Berg-Cup

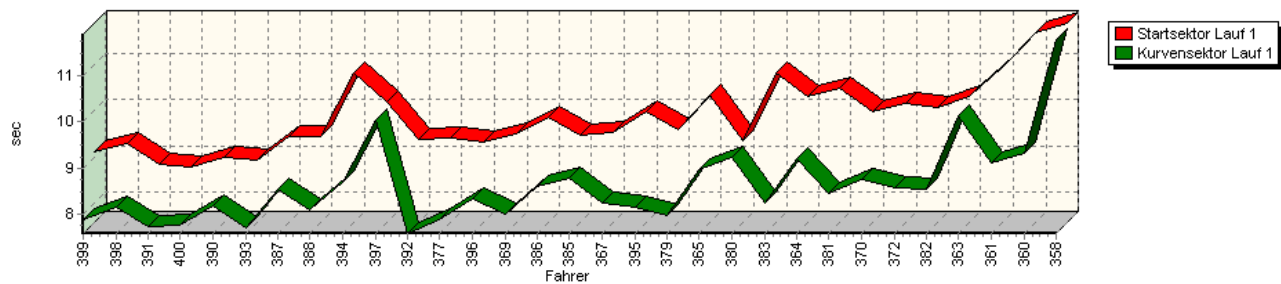


### Sektorzeiten & Speeds - Gruppe H bis 2000 ccm - Klasse 32

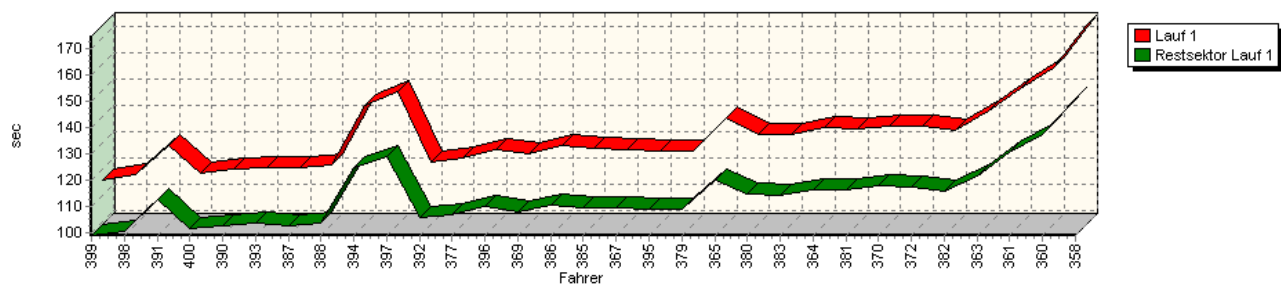
Speed-Diagramm Lauf 1



Sektor-Diagramm (Start) Lauf 1



Sektor-Diagramm (Rest) Lauf 1





## 42. AvD/MSCR Hauenstein-Bergrennen

6. bis 7. August 2011

Deutsche Bergmeisterschaft / DMSB Bergpokal

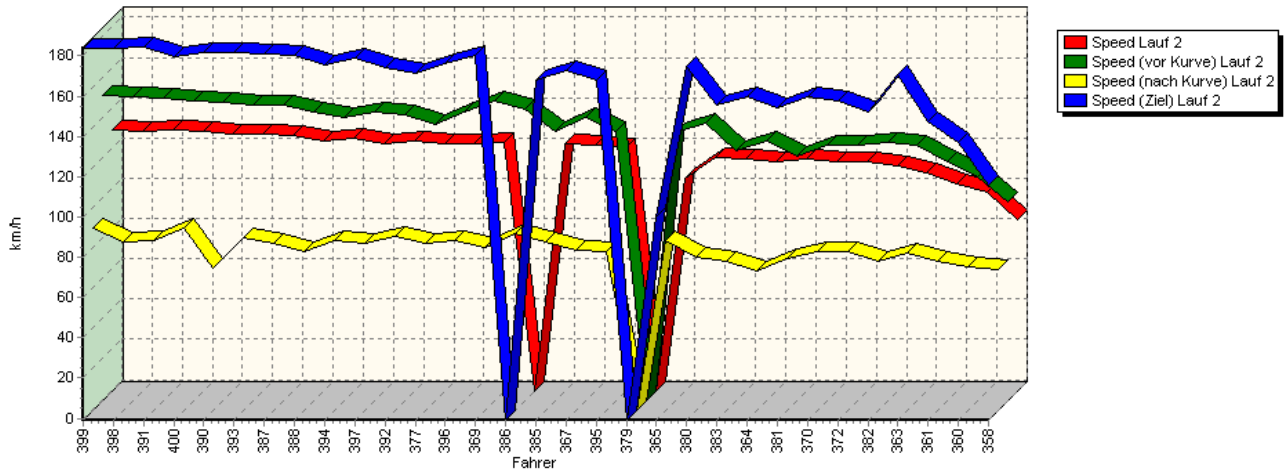
AvD Sportwagen-Berg-Cup / Classic Berg Cup

KW Gruppe H Berg-Cup

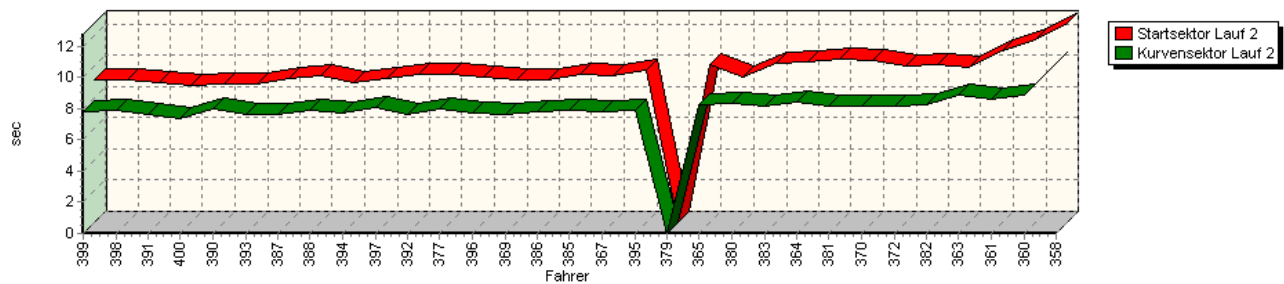


### Sektorzeiten & Speeds - Gruppe H bis 2000 ccm - Klasse 32

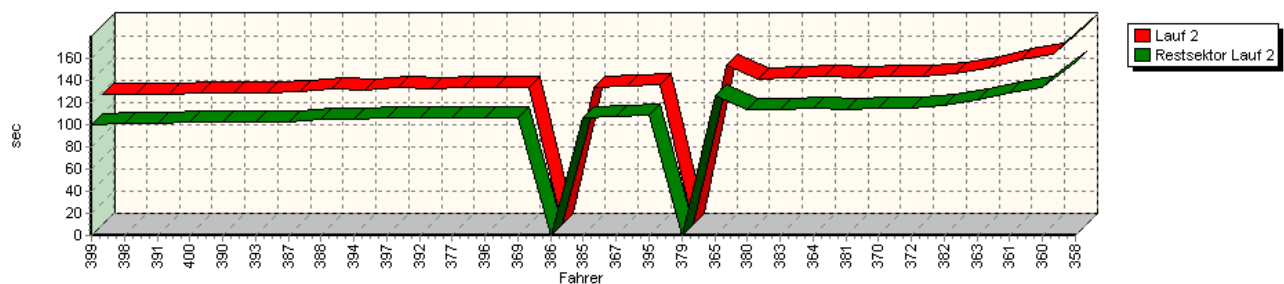
Speed-Diagramm Lauf 2



Sektor-Diagramm (Start) Lauf 2



Sektor-Diagramm (Rest) Lauf 2





## 42. AvD/MSCR Hauenstein-Bergrennen

6. bis 7. August 2011

Deutsche Bergmeisterschaft / DMSB Bergpokal

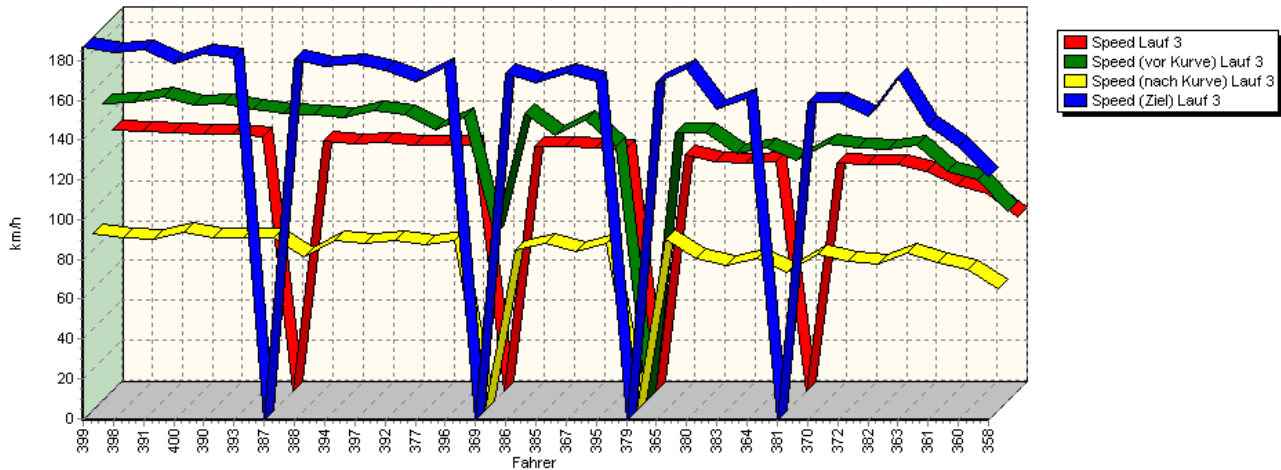
AvD Sportwagen-Berg-Cup / Classic Berg Cup

KW Gruppe H Berg-Cup

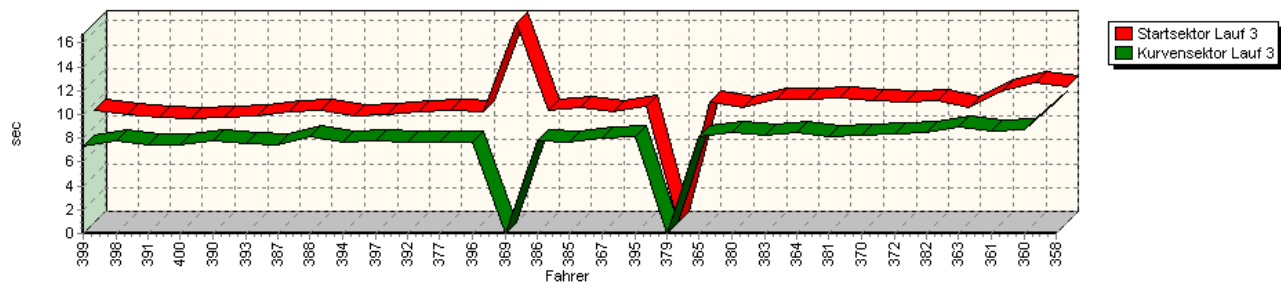


### Sektorzeiten & Speeds - Gruppe H bis 2000 ccm - Klasse 32

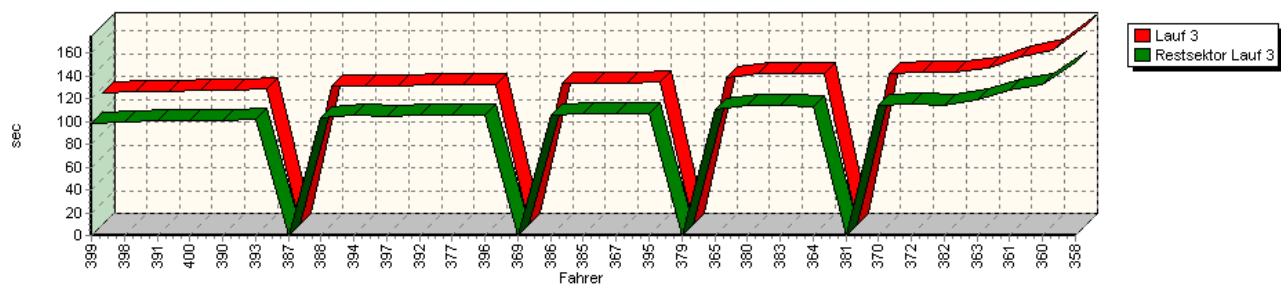
Speed-Diagramm Lauf 3



Sektor-Diagramm (Start) Lauf 3



Sektor-Diagramm (Rest) Lauf 3



Rg.	Nr.	Startsektor	Speed vor Kurve	90°-Kurve	Speed n. K.	Restsektor	Speed Ziel	Laufzeit	Speed (Lauf)	
1	399	<b>MINICHBERGER Mario</b>	VW Scirocco							
		Lauf 1:	00:09.104	150,92 km/h	00:07.888	88,94 km/h	01:39.042	186,91 km/h	01:56.034	130,31 km/h
		Lauf 2:	00:09.123	150,69 km/h	00:07.841	89,82 km/h	01:40.304	183,69 km/h	01:57.268	128,93 km/h
		Lauf 3:	00:09.417	148,53 km/h	00:07.372	87,93 km/h	01:38.935	186,94 km/h	01:55.724	130,66 km/h



## 42. AvD/MSCR Hauenstein-Bergrennen

6. bis 7. August 2011

Deutsche Bergmeisterschaft / DMSB Bergpokal

AvD Sportwagen-Berg-Cup / Classic Berg Cup

KW Gruppe H Berg-Cup



### Sektorzeiten & Speeds - Gruppe H bis 2000 ccm - Klasse 32

Rg.	Nr.	Startsektor	Speed vor Kurve	90°-Kurve	Speed n. K.	Restsektor	Speed Ziel	Laufzeit	Speed (Lauf)	
2	398	<b>ROTTENBERGER Dieter</b>	BMW 318i STW							
		Lauf 1:	00:09.287	149,13 km/h	00:08.153	88,05 km/h	01:40.604	186,41 km/h	01:58.044	128,09 km/h
		Lauf 2:	00:09.160	150,05 km/h	00:07.925	82,62 km/h	01:40.699	183,52 km/h	01:57.784	128,37 km/h
		Lauf 3:	00:09.017	149,32 km/h	00:07.767	86,22 km/h	01:39.537	184,25 km/h	01:56.321	129,99 km/h
3	391	<b>KROLL Ralf</b>	VW Golf 16V							
		Lauf 1:	00:08.845	152,77 km/h	00:07.739	88,39 km/h	01:52.649	184,25 km/h	02:09.233	117,00 km/h
		Lauf 2:	00:08.980	149,43 km/h	00:07.614	83,70 km/h	01:41.009	184,43 km/h	01:57.603	128,57 km/h
		Lauf 3:	00:08.857	152,18 km/h	00:07.465	85,29 km/h	01:40.478	185,59 km/h	01:56.800	129,45 km/h
4	400	<b>HOVEMANN Holger</b>	Opel Kadett C 16V							
		Lauf 1:	00:08.790	148,75 km/h	00:07.773	87,52 km/h	01:41.766	182,29 km/h	01:58.329	127,78 km/h
		Lauf 2:	00:08.790	147,90 km/h	00:07.398	89,54 km/h	01:42.014	179,32 km/h	01:58.202	127,92 km/h
		Lauf 3:	00:08.748	148,03 km/h	00:07.475	88,94 km/h	01:41.293	178,80 km/h	01:57.516	128,66 km/h
5	390	<b>PREISSER Dirk</b>	Opel Kadett C 16V							
		Lauf 1:	00:09.009	147,79 km/h	00:08.179	77,02 km/h	01:42.849	185,30 km/h	02:00.037	125,96 km/h
		Lauf 2:	00:08.895	147,45 km/h	00:07.964	69,96 km/h	01:42.374	181,57 km/h	01:59.233	126,81 km/h
		Lauf 3:	00:08.800	148,34 km/h	00:07.844	86,13 km/h	01:41.050	183,24 km/h	01:57.694	128,47 km/h
6	393	<b>SONDERBAUER Roman</b>	Opel Kadett 16V							
		Lauf 1:	00:08.949	145,37 km/h	00:07.728	87,31 km/h	01:43.815	182,18 km/h	02:00.492	125,49 km/h
		Lauf 2:	00:08.921	145,80 km/h	00:07.597	84,75 km/h	01:42.700	181,49 km/h	01:59.218	126,83 km/h
		Lauf 3:	00:08.904	145,91 km/h	00:07.510	85,95 km/h	01:42.379	181,56 km/h	01:58.793	127,28 km/h
7	387	<b>NAUMANN Peter</b>	VW Polo G40							
		Lauf 1:	00:09.447	144,65 km/h	00:08.560	84,25 km/h	01:42.650	183,60 km/h	02:00.657	125,31 km/h
		Lauf 2:	00:09.202	145,97 km/h	00:07.631	82,02 km/h	01:42.977	180,88 km/h	01:59.810	126,20 km/h
		Lauf 3:	00:09.321	143,93 km/h	00:07.440	86,32 km/h	*	* km/h	A	* km/h
8	388	<b>FINK Marco</b>	BMW 320i WTCC							
		Lauf 1:	00:09.451	142,97 km/h	00:08.110	77,82 km/h	01:44.022	180,60 km/h	02:01.583	124,36 km/h
		Lauf 2:	00:09.410	142,62 km/h	00:07.914	78,06 km/h	01:45.170	180,01 km/h	02:02.494	123,43 km/h
		Lauf 3:	00:09.414	143,26 km/h	00:08.091	76,35 km/h	01:43.761	180,83 km/h	02:01.266	124,68 km/h
9	394	<b>WEISS Werner</b>	Ford Escort Zakspeed							
		Lauf 1:	00:10.824	133,77 km/h	00:08.697	54,43 km/h	02:04.634	73,48 km/h	02:24.155	104,89 km/h
		Lauf 2:	00:08.953	139,88 km/h	00:07.743	83,35 km/h	01:44.816	175,45 km/h	02:01.512	124,43 km/h
		Lauf 3:	00:08.925	141,42 km/h	00:07.652	84,58 km/h	01:45.485	177,20 km/h	02:02.062	123,87 km/h
10	397	<b>WIEBE Björn</b>	Renault Clio							
		Lauf 1:	00:10.191	122,56 km/h	00:10.056	72,86 km/h	02:09.210	141,86 km/h	02:29.457	101,17 km/h
		Lauf 2:	00:09.273	142,73 km/h	00:08.070	82,19 km/h	01:46.638	179,00 km/h	02:03.981	121,95 km/h
		Lauf 3:	00:09.110	145,48 km/h	00:07.791	83,35 km/h	01:44.718	178,92 km/h	02:01.619	124,32 km/h
11	392	<b>FLIK Thomas</b>	Renault Clio							
		Lauf 1:	00:09.378	143,03 km/h	00:07.595	84,75 km/h	01:45.746	173,98 km/h	02:02.719	123,21 km/h
		Lauf 2:	00:09.499	140,83 km/h	00:07.606	85,81 km/h	01:45.822	174,04 km/h	02:02.927	123,00 km/h
		Lauf 3:	00:09.344	142,90 km/h	00:07.648	84,56 km/h	01:45.895	175,12 km/h	02:02.887	123,04 km/h
12	377	<b>WEBER Jens</b>	Opel Kadett C 16V							
		Lauf 1:	00:09.423	137,22 km/h	00:07.907	81,55 km/h	01:47.046	172,39 km/h	02:04.376	121,57 km/h
		Lauf 2:	00:09.511	136,58 km/h	00:08.004	82,04 km/h	01:46.218	171,12 km/h	02:03.733	122,20 km/h
		Lauf 3:	00:09.470	135,53 km/h	00:07.721	82,48 km/h	01:46.129	169,41 km/h	02:03.320	122,61 km/h
13	396	<b>WIEBE André</b>	Renault Megane							
		Lauf 1:	00:09.342	142,78 km/h	00:08.348	84,24 km/h	01:49.967	151,14 km/h	02:07.657	118,44 km/h
		Lauf 2:	00:09.334	142,66 km/h	00:07.773	83,29 km/h	01:46.847	176,04 km/h	02:03.954	121,98 km/h
		Lauf 3:	00:09.346	141,97 km/h	00:07.689	84,46 km/h	01:46.337	176,19 km/h	02:03.372	122,56 km/h





## 42. AvD/MSCR Hauenstein-Bergrennen

6. bis 7. August 2011

Deutsche Bergmeisterschaft / DMSB Bergpokal

AvD Sportwagen-Berg-Cup / Classic Berg Cup

KW Gruppe H Berg-Cup



### Sektorzeiten & Speeds - Gruppe H bis 2000 ccm - Klasse 32

Rg.	Nr.	Startsektor	Speed vor Kurve	90°-Kurve	Speed n. K.	Restsektor	Speed Ziel	Laufzeit	Speed (Lauf)	
14	369	<b>SCHÖNBORN Rainer</b>	VW Golf 16V							
		Lauf 1:	00:09.507	144,90 km/h	00:08.006	81,44 km/h	01:48.208	182,29 km/h	02:05.721	120,27 km/h
		Lauf 2:	00:09.149	147,87 km/h	00:07.683	80,38 km/h	01:46.674	180,46 km/h	02:03.506	122,42 km/h
		Lauf 3:	00:16.739	82,86 km/h	*	* km/h	*	* km/h	A	* km/h
15	386	<b>GÖBEL Henning</b>	Opel Kadett C 16V							
		Lauf 1:	00:09.876	139,66 km/h	00:08.597	83,56 km/h	01:50.426	174,86 km/h	02:08.899	117,30 km/h
		Lauf 2:	00:09.138	143,96 km/h	00:07.820	86,84 km/h	*	* km/h	A	* km/h
		Lauf 3:	00:09.391	144,04 km/h	00:07.788	79,60 km/h	01:46.339	173,50 km/h	02:03.518	122,41 km/h
16	385	<b>RAUCH Michael</b>	Opel Kadett C							
		Lauf 1:	00:09.472	132,63 km/h	00:08.780	80,60 km/h	01:49.803	163,99 km/h	02:08.055	118,07 km/h
		Lauf 2:	00:09.547	133,18 km/h	00:07.917	82,91 km/h	01:46.275	168,27 km/h	02:03.739	122,19 km/h
		Lauf 3:	00:09.617	132,59 km/h	00:07.631	83,18 km/h	01:46.724	168,63 km/h	02:03.972	121,96 km/h
17	367	<b>ORTH Patrick</b>	BMW 320i							
		Lauf 1:	00:09.550	140,13 km/h	00:08.254	82,54 km/h	01:49.462	174,03 km/h	02:07.266	118,81 km/h
		Lauf 2:	00:09.424	139,74 km/h	00:07.807	78,34 km/h	01:47.532	172,64 km/h	02:04.763	121,19 km/h
		Lauf 3:	00:09.339	140,55 km/h	00:08.076	78,96 km/h	01:46.744	173,42 km/h	02:04.159	121,78 km/h
18	395	<b>AUER Christian</b>	BMW 2002							
		Lauf 1:	00:09.990	132,21 km/h	00:08.165	81,74 km/h	01:48.925	170,44 km/h	02:07.080	118,98 km/h
		Lauf 2:	00:09.747	132,75 km/h	00:07.893	77,98 km/h	01:48.568	168,16 km/h	02:06.208	119,80 km/h
		Lauf 3:	00:09.758	126,92 km/h	00:08.091	83,41 km/h	01:47.236	169,52 km/h	02:05.085	120,88 km/h
19	379	<b>SCHRÖRS Andre</b>	Talbot Lotus							
		Lauf 1:	00:09.600	138,20 km/h	00:07.969	76,83 km/h	01:49.141	146,91 km/h	02:06.710	119,33 km/h
		Lauf 2:	*	* km/h	*	* km/h	*	* km/h	*	* km/h
		Lauf 3:	*	* km/h	*	* km/h	*	* km/h	*	* km/h
20	365	<b>LORIG Ingo</b>	VW Golf GTI							
		Lauf 1:	00:10.347	131,78 km/h	00:08.983	67,06 km/h	02:00.062	125,44 km/h	02:19.392	108,47 km/h
		Lauf 2:	00:10.111	132,46 km/h	00:08.256	83,65 km/h	02:05.961	100,13 km/h	02:24.328	104,76 km/h
		Lauf 3:	00:10.066	133,83 km/h	00:08.186	85,18 km/h	01:50.224	169,07 km/h	02:08.476	117,69 km/h
21	380	<b>BEHR Martin</b>	BMW 2002							
		Lauf 1:	00:09.343	127,79 km/h	00:09.248	74,33 km/h	01:54.864	176,07 km/h	02:13.455	113,30 km/h
		Lauf 2:	00:09.341	137,18 km/h	00:08.345	75,03 km/h	01:53.443	174,82 km/h	02:11.129	115,31 km/h
		Lauf 3:	00:09.597	134,31 km/h	00:08.499	75,65 km/h	01:53.883	175,47 km/h	02:11.979	114,56 km/h
22	383	<b>HATEZIC Johann</b>	Opel Ascona B							
		Lauf 1:	00:10.826	119,04 km/h	00:08.257	72,40 km/h	01:54.397	156,23 km/h	02:13.480	113,28 km/h
		Lauf 2:	00:10.252	123,20 km/h	00:08.211	72,96 km/h	01:53.519	155,35 km/h	02:11.982	114,56 km/h
		Lauf 3:	00:10.308	123,32 km/h	00:08.217	71,95 km/h	01:54.388	155,78 km/h	02:12.913	113,76 km/h
23	364	<b>BLÄSIUS Manfred</b>	BMW 320i							
		Lauf 1:	00:10.322	127,02 km/h	00:09.219	69,01 km/h	01:56.489	161,56 km/h	02:16.030	111,15 km/h
		Lauf 2:	00:10.268	128,10 km/h	00:08.416	68,54 km/h	01:54.979	159,47 km/h	02:13.663	113,12 km/h
		Lauf 3:	00:10.361	126,20 km/h	00:08.516	75,69 km/h	01:53.233	160,86 km/h	02:12.110	114,45 km/h
24	381	<b>EHRET Christian</b>	Opel Ascona B							
		Lauf 1:	00:10.492	120,18 km/h	00:08.465	60,99 km/h	01:56.229	155,78 km/h	02:15.186	111,85 km/h
		Lauf 2:	00:10.514	120,39 km/h	00:08.196	74,80 km/h	01:53.792	154,47 km/h	02:12.502	114,11 km/h
		Lauf 3:	00:10.457	119,91 km/h	00:08.098	68,66 km/h	*	* km/h	A	* km/h
25	370	<b>KONSTANZER Alex</b>	Opel Kadett C							
		Lauf 1:	00:09.988	125,77 km/h	00:08.773	77,24 km/h	01:57.924	159,08 km/h	02:16.685	110,62 km/h
		Lauf 2:	00:10.397	125,82 km/h	00:08.192	78,08 km/h	01:55.319	159,72 km/h	02:13.908	112,91 km/h
		Lauf 3:	00:10.189	128,24 km/h	00:08.257	77,93 km/h	01:54.630	159,40 km/h	02:13.076	113,62 km/h



## 42. AvD/MSCR Hauenstein-Bergrennen

6. bis 7. August 2011

Deutsche Bergmeisterschaft / DMSB Bergpokal

AvD Sportwagen-Berg-Cup / Classic Berg Cup

KW Gruppe H Berg-Cup



### Sektorzeiten & Speeds - Gruppe H bis 2000 ccm - Klasse 32

Rg.	Nr.	Startsektor	Speed vor Kurve	90°-Kurve	Speed n. K.	Restsektor	Speed Ziel	Laufzeit	Speed (Lauf)	
26	372	<b>KÖBELE Manfred</b>	Opel Kadett C							
		Lauf 1:	00:10.159	124,44 km/h	00:08.572	76,34 km/h	01:57.691	158,00 km/h	02:16.422	110,83 km/h
		Lauf 2:	00:10.068	126,04 km/h	00:08.195	78,26 km/h	01:55.356	157,57 km/h	02:13.619	113,16 km/h
		Lauf 3:	00:10.064	126,58 km/h	00:08.326	74,41 km/h	01:54.934	158,98 km/h	02:13.324	113,41 km/h
27	382	<b>LANG Bernhard</b>	Ford Escort RS2000							
		Lauf 1:	00:10.063	128,16 km/h	00:08.563	73,77 km/h	01:56.148	153,08 km/h	02:14.774	112,19 km/h
		Lauf 2:	00:10.127	127,32 km/h	00:08.289	73,39 km/h	01:57.487	152,39 km/h	02:15.903	111,26 km/h
		Lauf 3:	00:10.256	125,47 km/h	00:08.449	73,06 km/h	01:54.695	152,35 km/h	02:13.400	113,34 km/h
28	363	<b>FLIK Beatrice</b>	Renault Megane							
		Lauf 1:	00:10.319	94,55 km/h	00:10.141	76,49 km/h	02:01.863	168,51 km/h	02:22.323	106,24 km/h
		Lauf 2:	00:09.929	126,05 km/h	00:08.887	77,41 km/h	02:02.042	170,80 km/h	02:20.858	107,34 km/h
		Lauf 3:	00:09.621	127,92 km/h	00:08.962	78,60 km/h	01:59.041	171,51 km/h	02:17.624	109,86 km/h
29	361	<b>BAYER Daniel</b>	Opel Kadett C							
		Lauf 1:	00:10.951	114,94 km/h	00:09.113	73,31 km/h	02:10.679	147,67 km/h	02:30.743	100,30 km/h
		Lauf 2:	00:11.032	117,89 km/h	00:08.581	72,96 km/h	02:08.577	147,14 km/h	02:28.190	102,03 km/h
		Lauf 3:	00:11.048	114,58 km/h	00:08.633	73,28 km/h	02:07.501	147,55 km/h	02:27.182	102,73 km/h
30	360	<b>ALT Holger</b>	Ford Escort RS2000 16V							
		Lauf 1:	00:11.676	109,02 km/h	00:09.315	70,70 km/h	02:17.763	132,68 km/h	02:38.754	95,24 km/h
		Lauf 2:	00:11.711	109,98 km/h	00:08.874	70,14 km/h	02:13.445	137,05 km/h	02:34.030	98,16 km/h
		Lauf 3:	00:11.777	110,57 km/h	00:08.747	70,21 km/h	02:13.052	136,97 km/h	02:33.576	98,45 km/h
31	358	<b>MANGER Joachim</b>	Opel Kadett							
		Lauf 1:	00:11.896	95,30 km/h	00:11.786	69,25 km/h	02:31.224	131,07 km/h	02:54.906	86,45 km/h
		Lauf 2:	00:12.794	97,80 km/h	00:10.917	68,79 km/h	02:36.267	115,91 km/h	02:59.978	84,01 km/h
		Lauf 3:	00:11.415	94,29 km/h	00:11.091	60,15 km/h	02:32.526	121,56 km/h	02:55.032	86,38 km/h