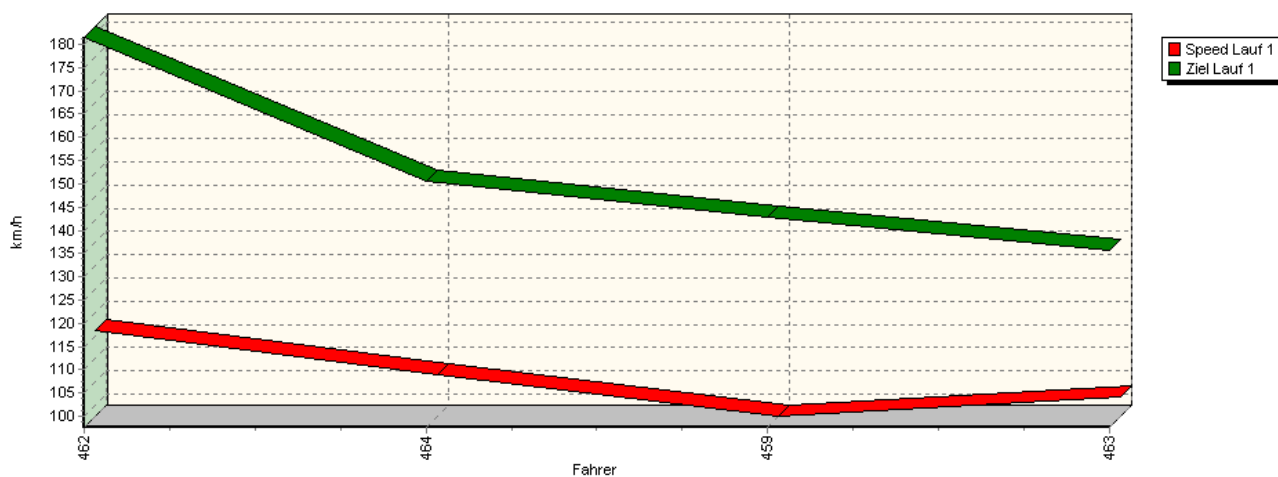
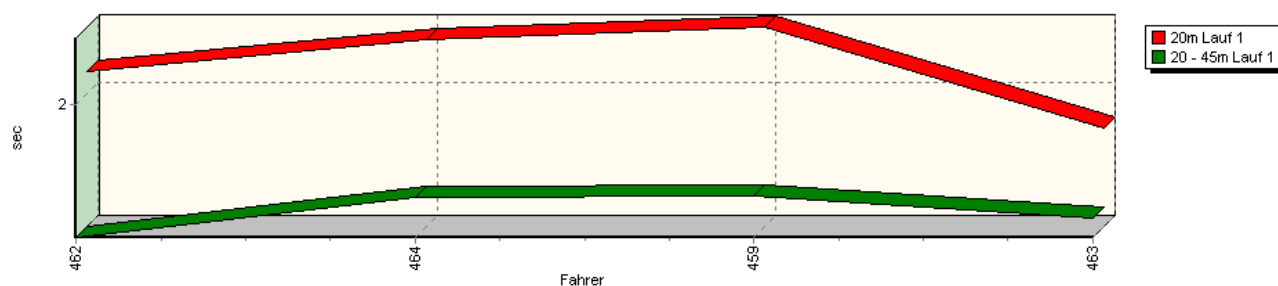


## Sektorzeiten & Speeds - Rennen - Gruppe E1 + E2-SH

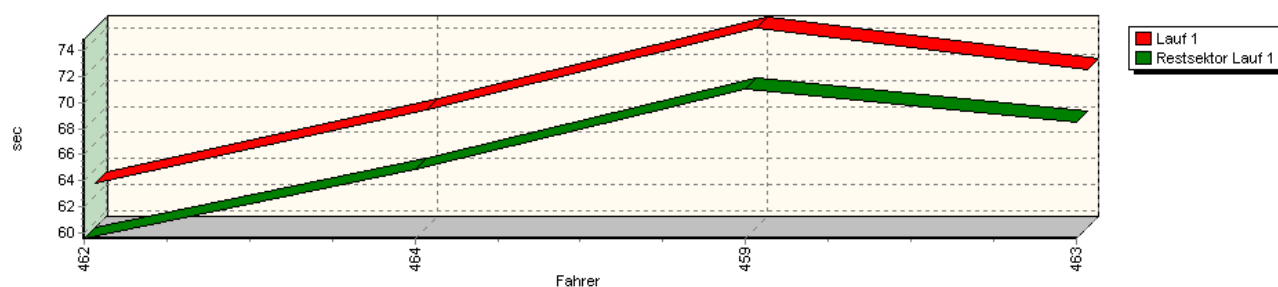
Speed-Diagramm Lauf 1



Sektor-Diagramm (Start) Lauf 1



Sektor-Diagramm (Rest) Lauf 1

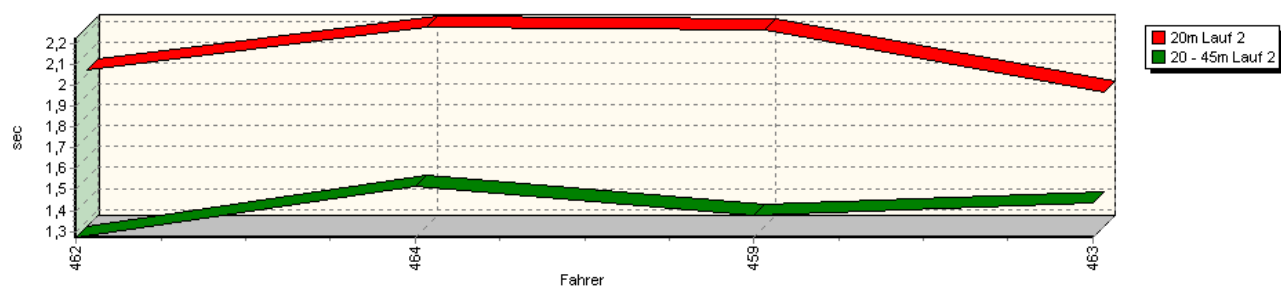


## Sektorzeiten & Speeds - Rennen - Gruppe E1 + E2-SH

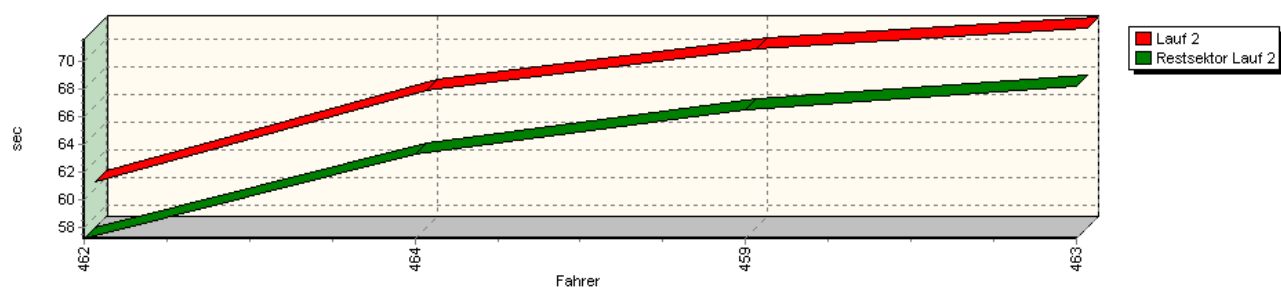
Speed-Diagramm Lauf 2



Sektor-Diagramm (Start) Lauf 2



Sektor-Diagramm (Rest) Lauf 2

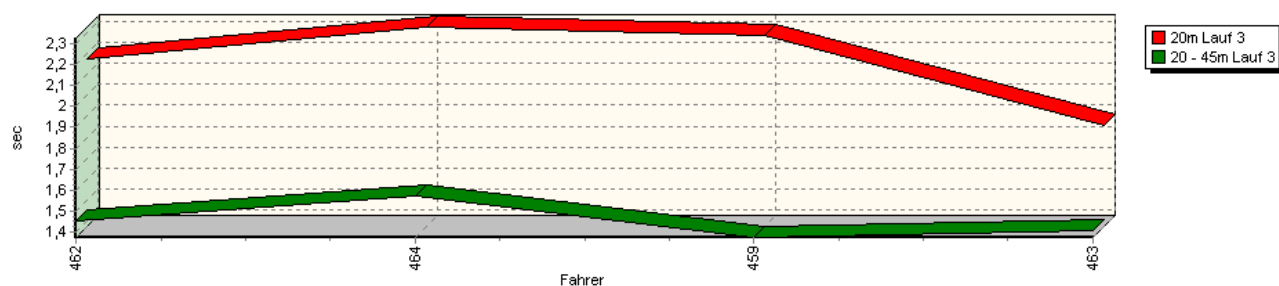


## Sektorzeiten & Speeds - Rennen - Gruppe E1 + E2-SH

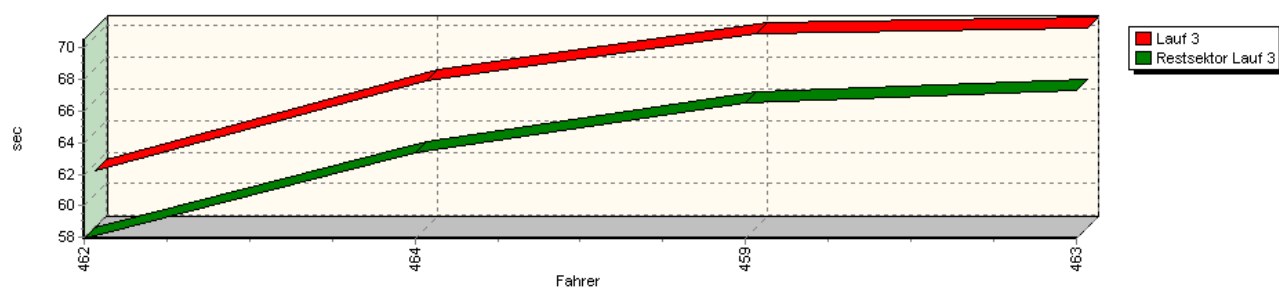
Speed-Diagramm Lauf 3



Sektor-Diagramm (Start) Lauf 3



Sektor-Diagramm (Rest) Lauf 3

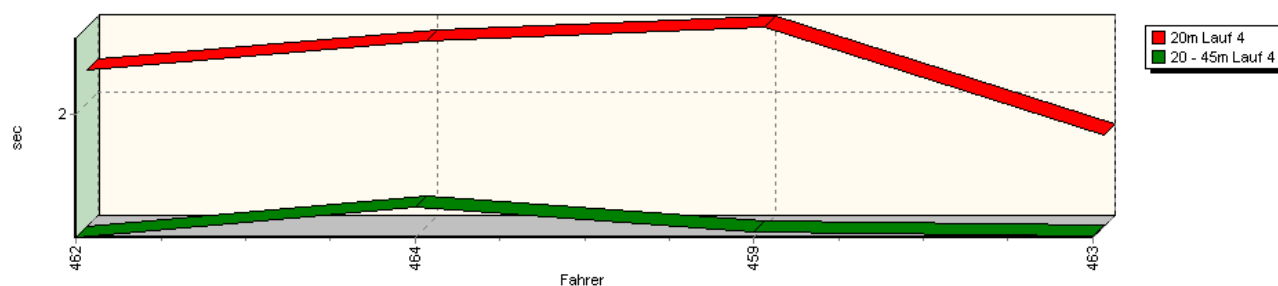


## Sektorzeiten & Speeds - Rennen - Gruppe E1 + E2-SH

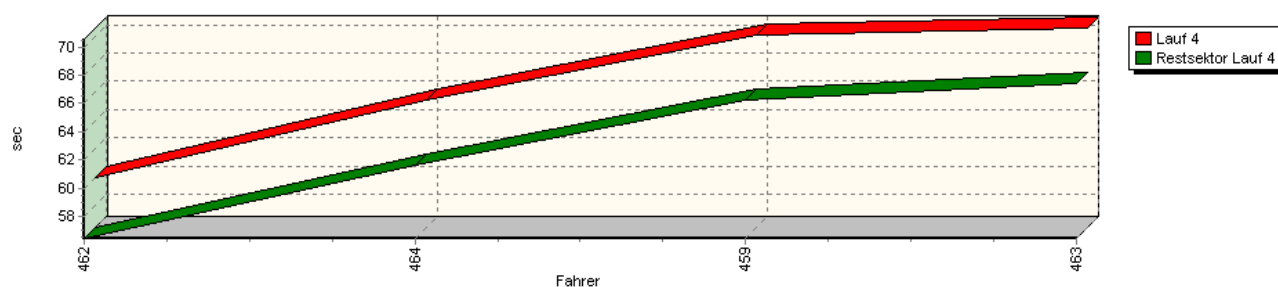
Speed-Diagramm Lauf 4



Sektor-Diagramm (Start) Lauf 4



Sektor-Diagramm (Rest) Lauf 4

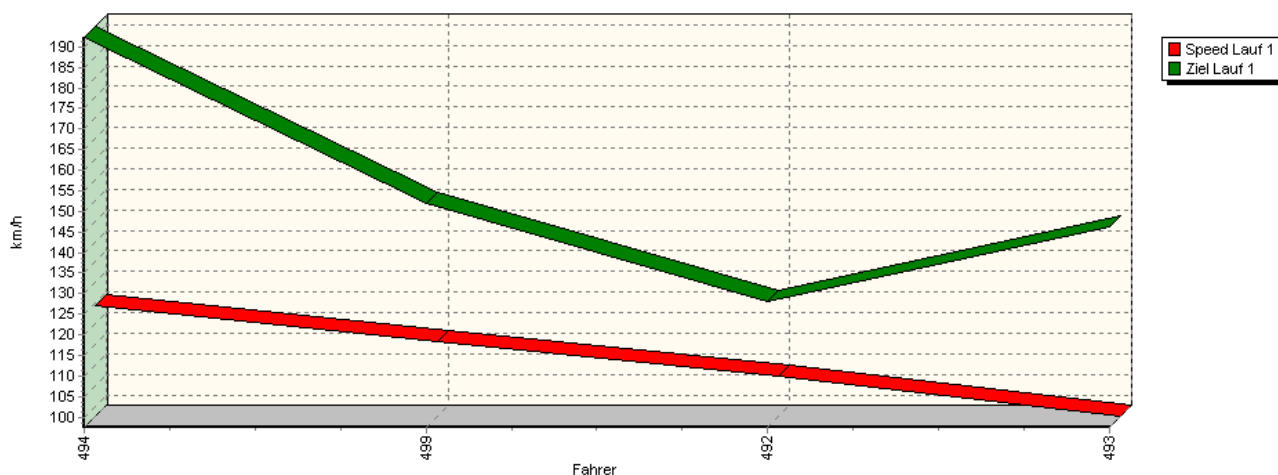


| Rg. | Nr. | Sektor 1 (20m)  | Sektor 2 (20-45m) | Sektor 3  | Speed (Ziel) | Laufzeit    | Speed (Lauf) |             |
|-----|-----|-----------------|-------------------|-----------|--------------|-------------|--------------|-------------|
| 1   | 462 | VITVER Vladimir |                   | Lotus WR  |              |             |              |             |
|     |     | Lauf 1:         | 00:02.118         | 00:01.294 | 00:59.567    | 181,49 km/h | 01:02.979    | 116,04 km/h |
|     |     | Lauf 2:         | 00:02.021         | 00:01.271 | 00:57.240    | 181,88 km/h | 01:00.532    | 120,73 km/h |
|     |     | Lauf 3:         | 00:02.171         | 00:01.451 | 00:57.948    | 180,69 km/h | 01:01.570    | 118,69 km/h |
|     |     | Lauf 4:         | 00:02.174         | 00:01.342 | 00:56.448    | 183,26 km/h | 00:59.964    | 121,87 km/h |

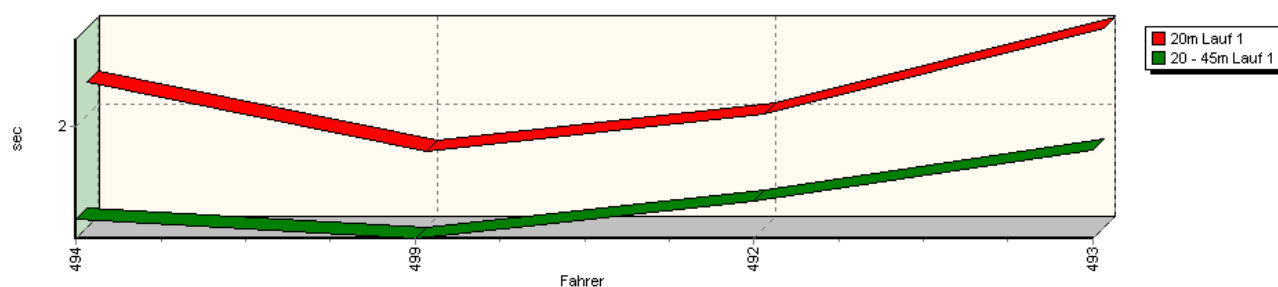
### Sektorzeiten & Speeds - Rennen - Gruppe E1 + E2-SH

| Rg. | Nr. |                        | Sektor 1 (20m) | Sektor 2 (20-45m) | Sektor 3  | Speed (Ziel) | Laufzeit  | Speed (Lauf) |
|-----|-----|------------------------|----------------|-------------------|-----------|--------------|-----------|--------------|
| 2   | 464 | <b>SCHUSTER Jürgen</b> |                | Mazda RX 7        |           |              |           |              |
|     |     | Lauf 1:                | 00:02.282      | 00:01.506         | 01:04.845 | 150,49 km/h  | 01:08.633 | 106,48 km/h  |
|     |     | Lauf 2:                | 00:02.224      | 00:01.518         | 01:03.323 | 154,41 km/h  | 01:07.065 | 108,97 km/h  |
|     |     | Lauf 3:                | 00:02.326      | 00:01.570         | 01:03.320 | 157,28 km/h  | 01:07.216 | 108,72 km/h  |
|     |     | Lauf 4:                | 00:02.331      | 00:01.507         | 01:01.596 | 157,21 km/h  | 01:05.434 | 111,69 km/h  |
| 3   | 459 | <b>VOSS Andreas</b>    |                | Misczyk Golf      |           |              |           |              |
|     |     | Lauf 1:                | 00:02.351      | 00:01.513         | 01:10.981 | 142,81 km/h  | 01:14.845 | 97,64 km/h   |
|     |     | Lauf 2:                | 00:02.210      | 00:01.379         | 01:06.554 | 151,85 km/h  | 01:10.143 | 104,19 km/h  |
|     |     | Lauf 3:                | 00:02.288      | 00:01.374         | 01:06.517 | 156,44 km/h  | 01:10.179 | 104,13 km/h  |
|     |     | Lauf 4:                | 00:02.403      | 00:01.373         | 01:06.256 | 156,15 km/h  | 01:10.032 | 104,35 km/h  |
| 4   | 463 | <b>URLAND Ronny</b>    |                | Trabant 601       |           |              |           |              |
|     |     | Lauf 1:                | 00:01.814      | 00:01.397         | 01:08.478 | 135,83 km/h  | 01:11.689 | 101,94 km/h  |
|     |     | Lauf 2:                | 00:01.916      | 00:01.434         | 01:08.244 | 147,46 km/h  | 01:11.594 | 102,08 km/h  |
|     |     | Lauf 3:                | 00:01.856      | 00:01.405         | 01:07.257 | 149,23 km/h  | 01:10.518 | 103,63 km/h  |
|     |     | Lauf 4:                | 00:01.831      | 00:01.349         | 01:07.368 | 155,15 km/h  | 01:10.548 | 103,59 km/h  |

Speed-Diagramm Lauf 1

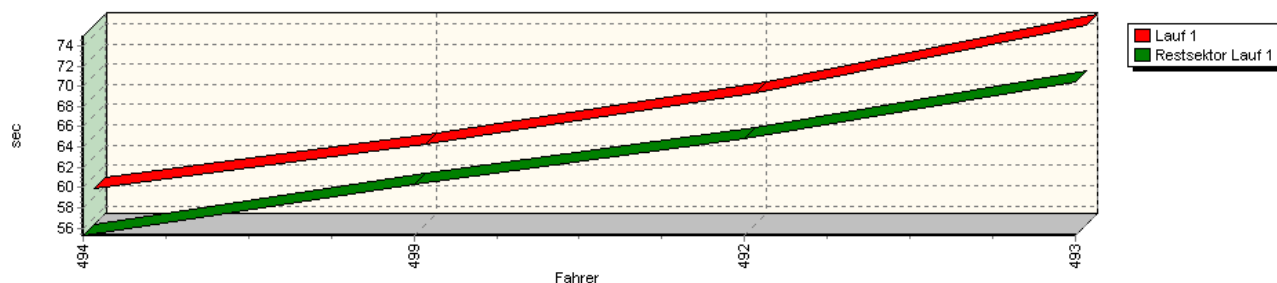


Sektor-Diagramm (Start) Lauf 1



## Sektorzeiten & Speeds - Rennen - Gruppe E1 + E2-SH

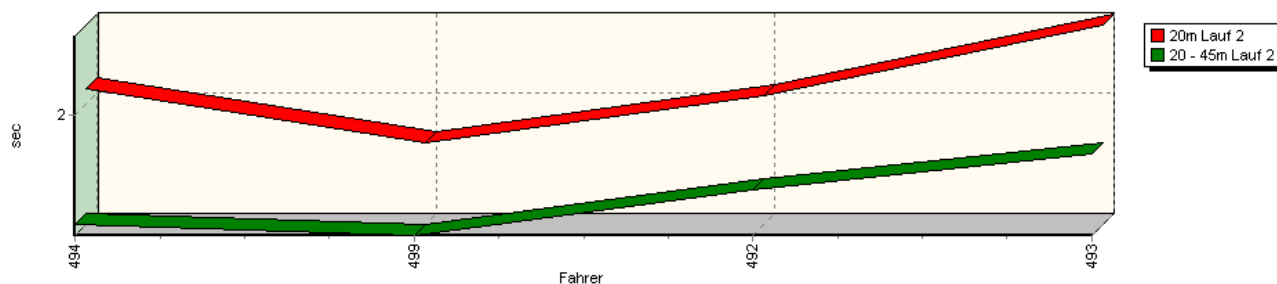
**Sektor-Diagramm (Rest) Lauf 1**



**Speed-Diagramm Lauf 2**

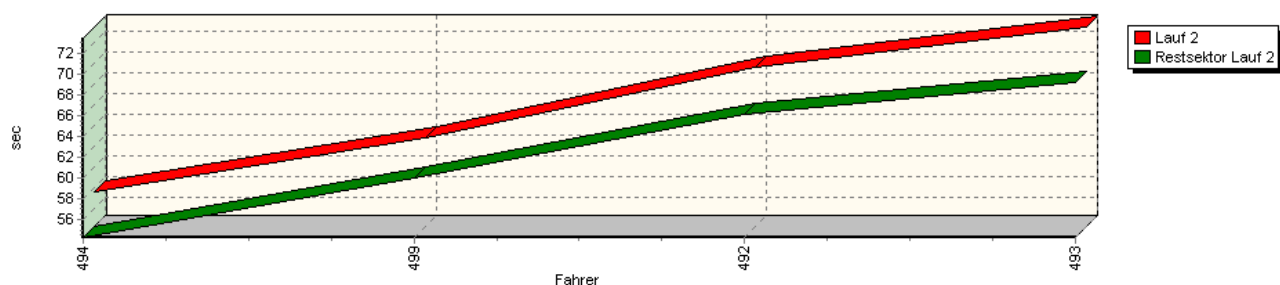


**Sektor-Diagramm (Start) Lauf 2**

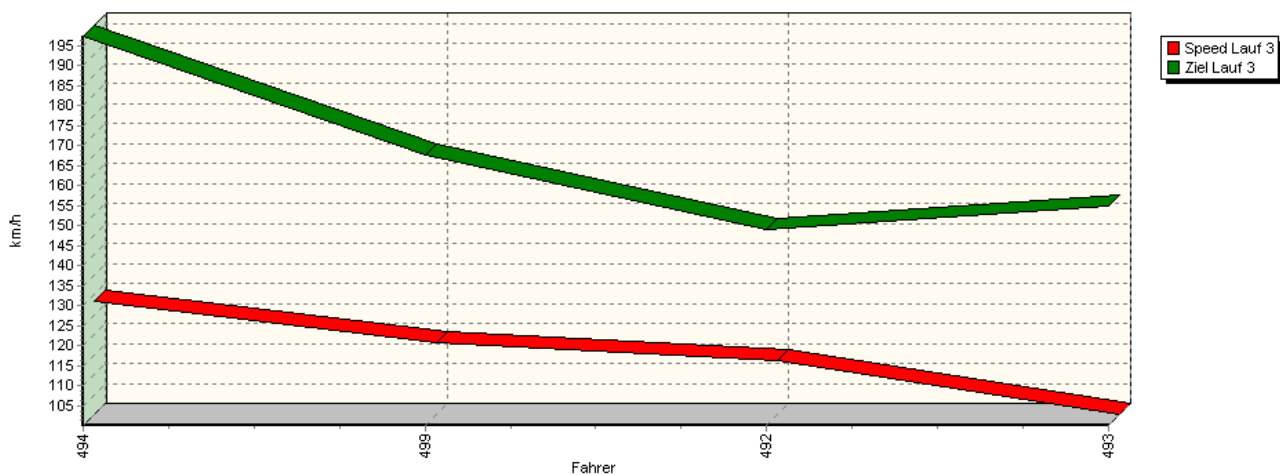


## Sektorzeiten & Speeds - Rennen - Gruppe E1 + E2-SH

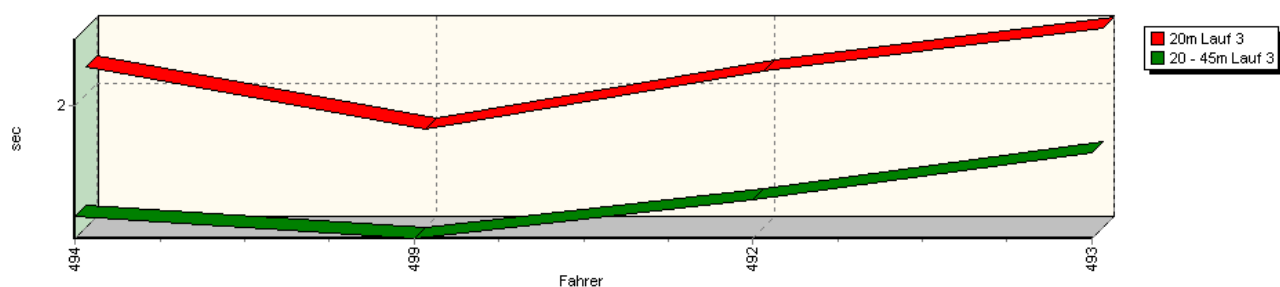
Sektor-Diagramm (Rest) Lauf 2



Speed-Diagramm Lauf 3

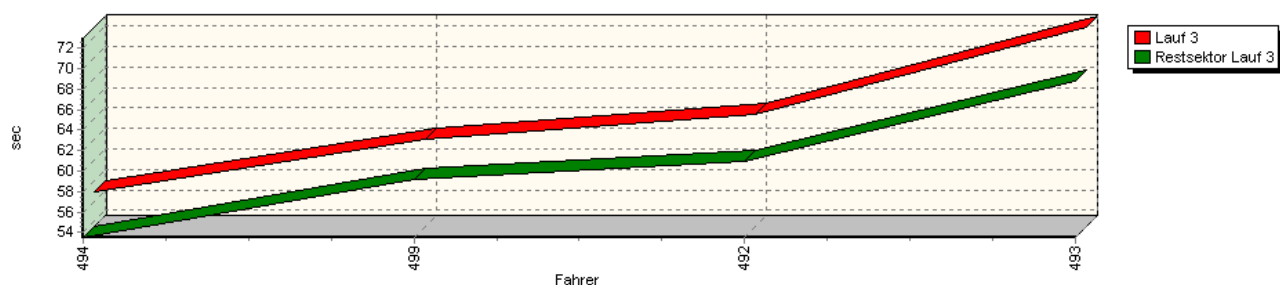


Sektor-Diagramm (Start) Lauf 3

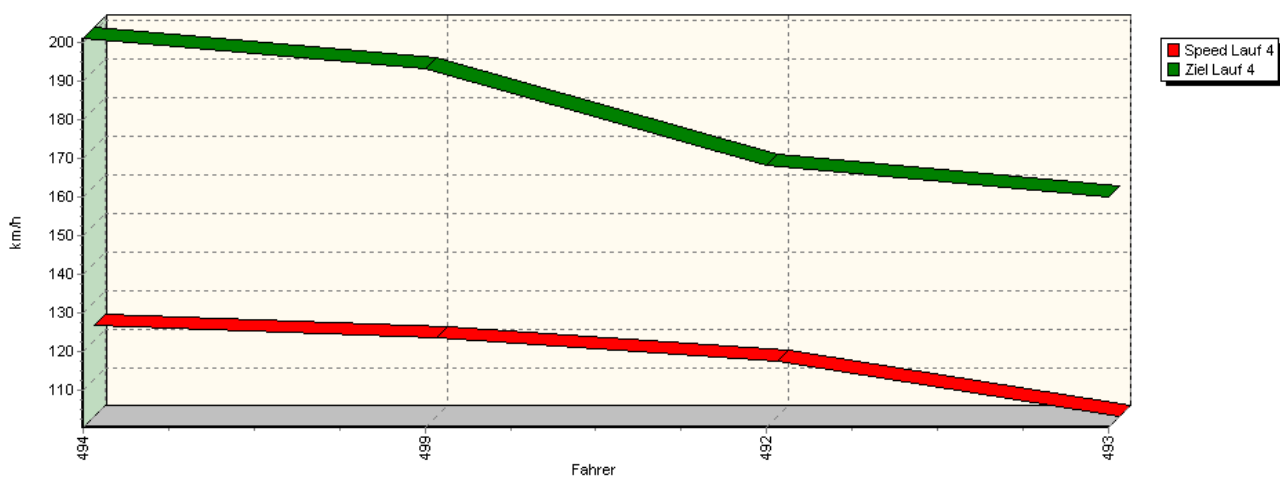


## Sektorzeiten & Speeds - Rennen - Gruppe E1 + E2-SH

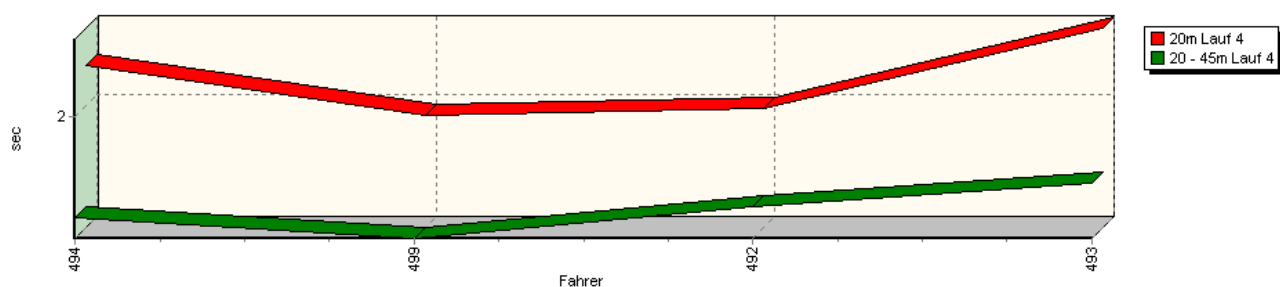
Sektor-Diagramm (Rest) Lauf 3



Speed-Diagramm Lauf 4



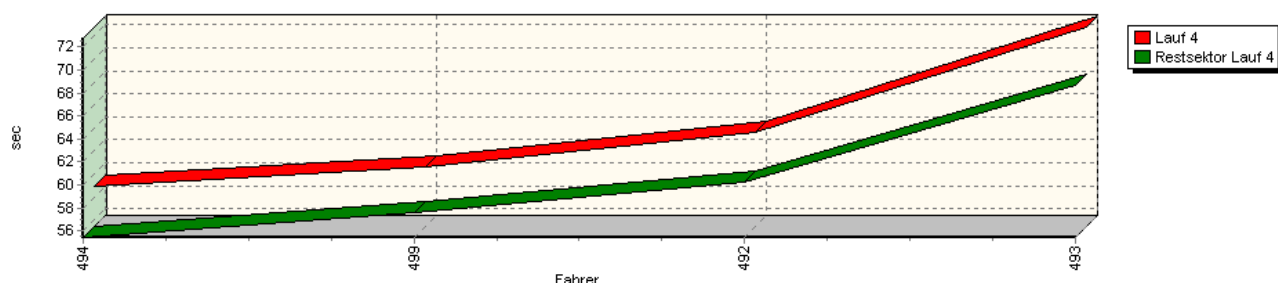
Sektor-Diagramm (Start) Lauf 4





## Sektorzeiten & Speeds - Rennen - Gruppe E1 + E2-SH

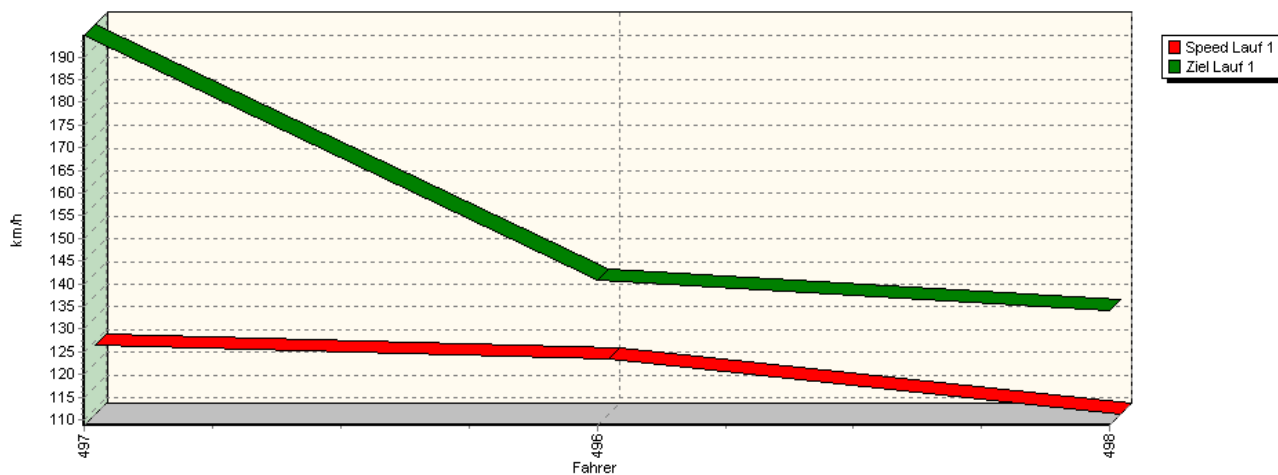
Sektor-Diagramm (Rest) Lauf 4



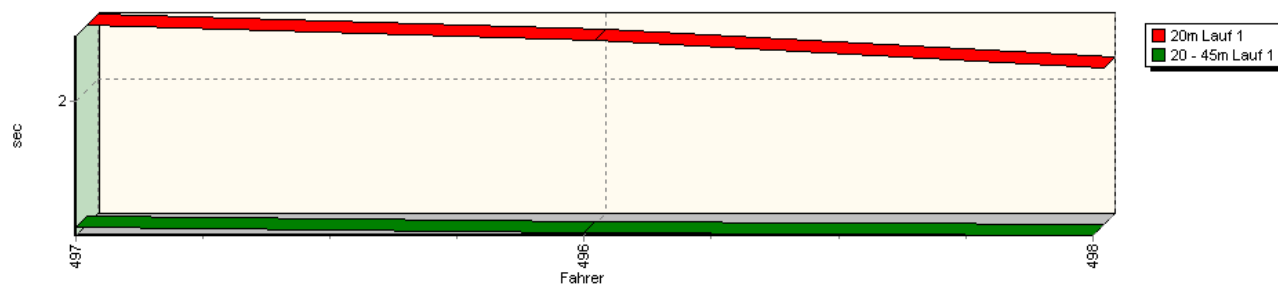
| Rg. | Nr. | Sektor 1 (20m)        | Sektor 2 (20-45m) | Sektor 3                     | Speed (Ziel) | Laufzeit    | Speed (Lauf) |             |
|-----|-----|-----------------------|-------------------|------------------------------|--------------|-------------|--------------|-------------|
| 1   | 494 | <b>MICHL Dan</b>      |                   | Opel Michl 2.8               |              |             |              |             |
|     |     | Lauf 1:               | 00:02.281         | 00:01.235                    | 00:55.256    | 192,27 km/h | 00:58.772    | 124,35 km/h |
|     |     | Lauf 2:               | 00:02.112         | 00:01.158                    | 00:54.235    | 194,28 km/h | 00:57.505    | 127,09 km/h |
|     |     | Lauf 3:               | 00:02.188         | 00:01.232                    | 00:53.518    | 197,24 km/h | 00:56.938    | 128,35 km/h |
|     |     | Lauf 4:               | 00:02.305         | 00:01.242                    | 00:55.443    | 201,12 km/h | 00:58.990    | 123,88 km/h |
| 2   | 499 | <b>HANDA Norbert</b>  |                   | Lancia Delta Integ. Evo 3    |              |             |              |             |
|     |     | Lauf 1:               | 00:01.700         | 00:01.074                    | 01:00.382    | 152,07 km/h | 01:03.156    | 115,71 km/h |
|     |     | Lauf 2:               | 00:01.701         | 00:01.074                    | 00:59.946    | 155,35 km/h | 01:02.721    | 116,52 km/h |
|     |     | Lauf 3:               | 00:01.754         | 00:01.075                    | 00:59.158    | 167,69 km/h | 01:01.987    | 117,90 km/h |
|     |     | Lauf 4:               | 00:01.930         | 00:01.082                    | 00:57.565    | 193,30 km/h | 01:00.577    | 120,64 km/h |
| 3   | 492 | <b>HÖRPFELD Peter</b> |                   | Porsche 986 GT / H1          |              |             |              |             |
|     |     | Lauf 1:               | 00:02.018         | 00:01.379                    | 01:04.833    | 128,17 km/h | 01:08.230    | 107,11 km/h |
|     |     | Lauf 2:               | 00:02.063         | 00:01.428                    | 01:06.068    | 139,97 km/h | 01:09.559    | 105,06 km/h |
|     |     | Lauf 3:               | 00:02.158         | 00:01.344                    | 01:00.887    | 148,96 km/h | 01:04.389    | 113,50 km/h |
|     |     | Lauf 4:               | 00:01.982         | 00:01.325                    | 01:00.302    | 168,13 km/h | 01:03.609    | 114,89 km/h |
| 4   | 493 | <b>FALLET Stefan</b>  |                   | Mercedes Benz 190E "Diebels" |              |             |              |             |
|     |     | Lauf 1:               | 00:02.728         | 00:01.809                    | 01:10.418    | 146,12 km/h | 01:14.955    | 97,50 km/h  |
|     |     | Lauf 2:               | 00:02.600         | 00:01.702                    | 01:09.121    | 148,34 km/h | 01:13.423    | 99,53 km/h  |
|     |     | Lauf 3:               | 00:02.459         | 00:01.672                    | 01:08.833    | 155,05 km/h | 01:12.964    | 100,16 km/h |
|     |     | Lauf 4:               | 00:02.583         | 00:01.502                    | 01:08.680    | 160,08 km/h | 01:12.765    | 100,43 km/h |

## Sektorzeiten & Speeds - Rennen - Gruppe E1 + E2-SH

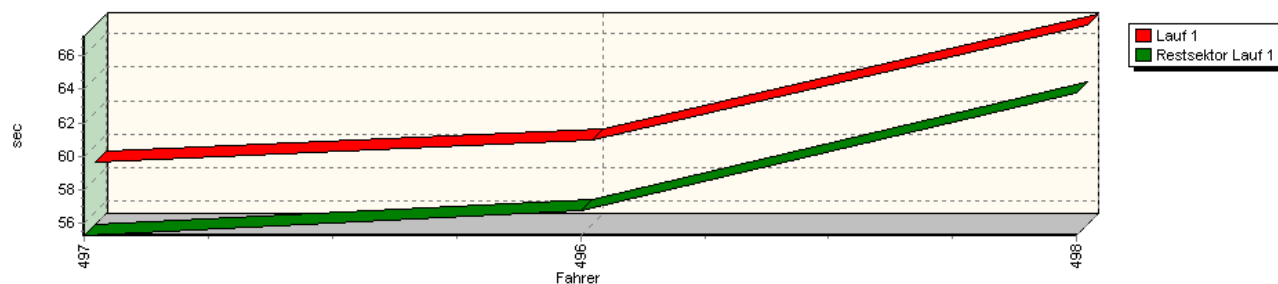
Speed-Diagramm Lauf 1



Sektor-Diagramm (Start) Lauf 1

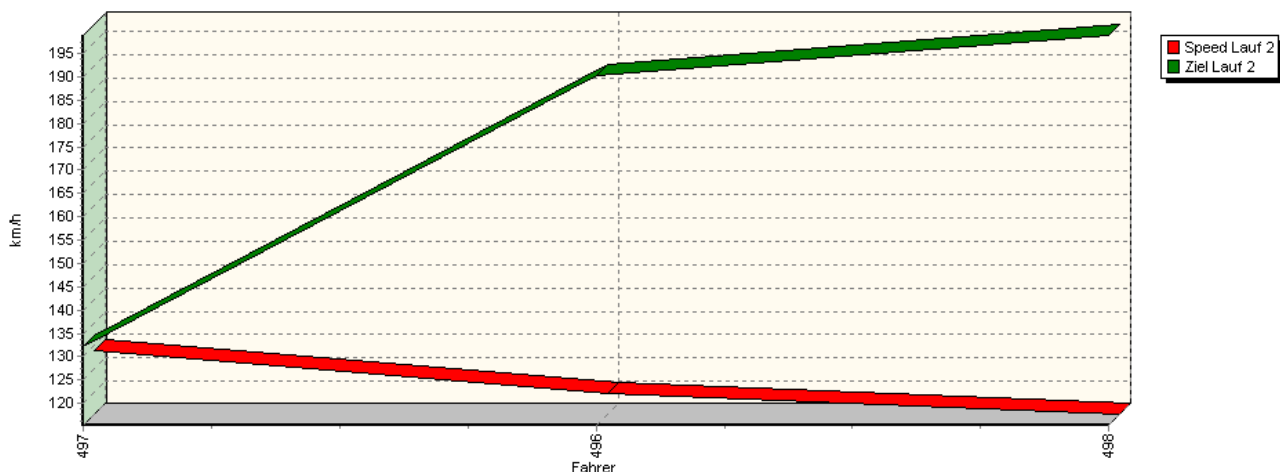


Sektor-Diagramm (Rest) Lauf 1

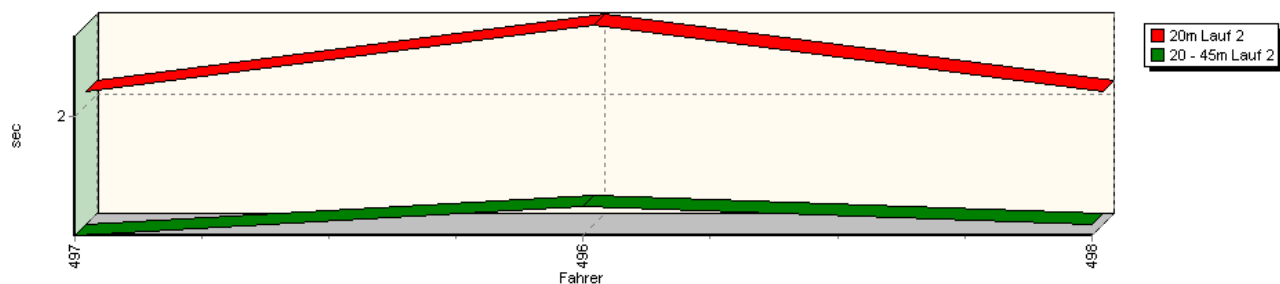


## Sektorzeiten & Speeds - Rennen - Gruppe E1 + E2-SH

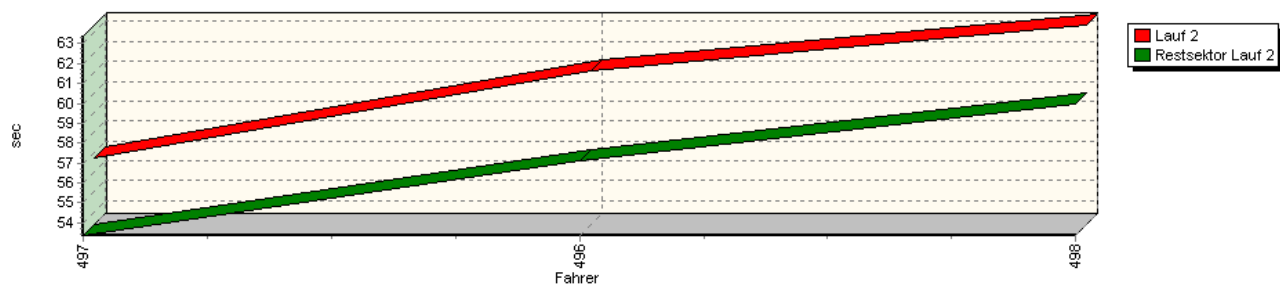
Speed-Diagramm Lauf 2



Sektor-Diagramm (Start) Lauf 2

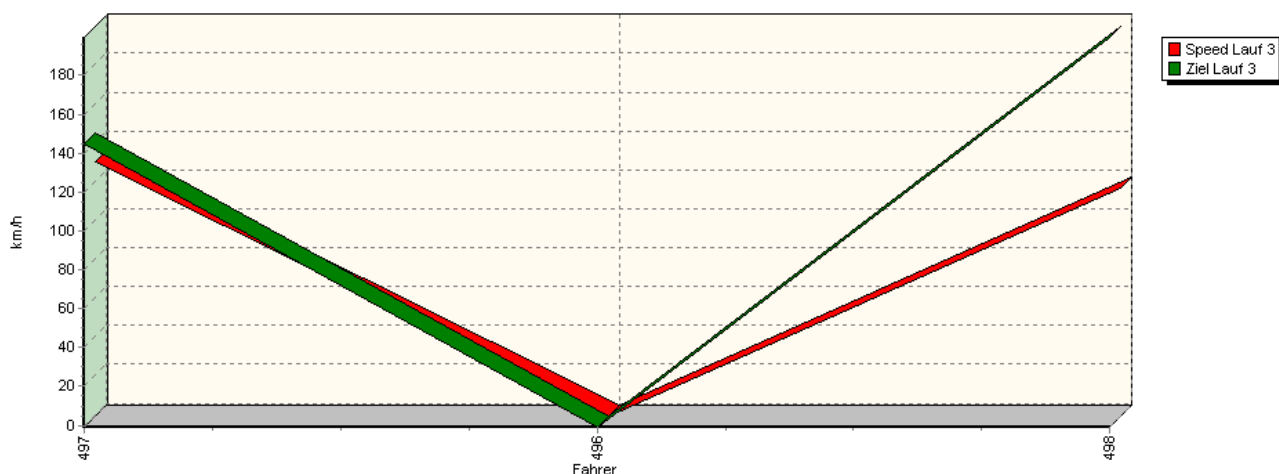


Sektor-Diagramm (Rest) Lauf 2

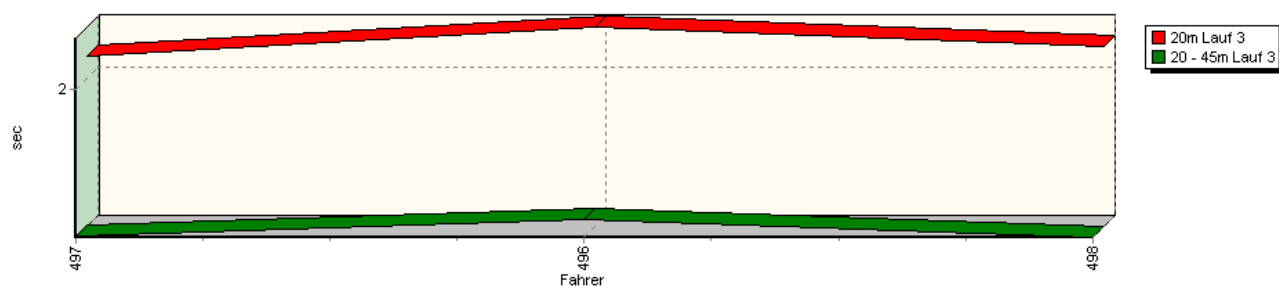


## Sektorzeiten & Speeds - Rennen - Gruppe E1 + E2-SH

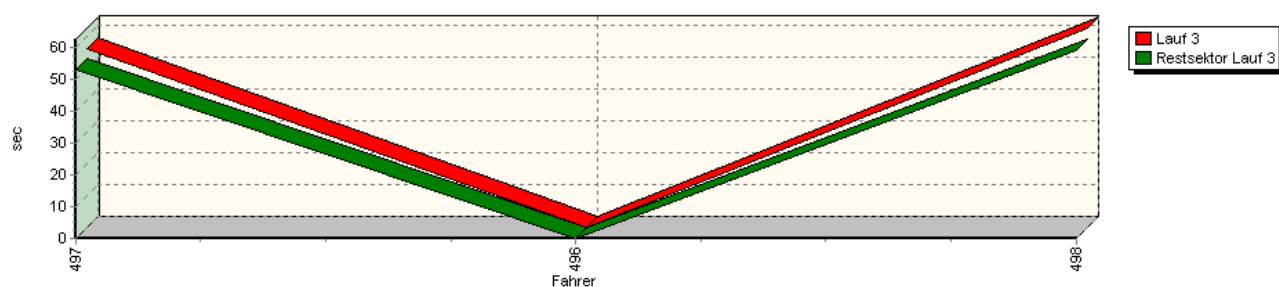
Speed-Diagramm Lauf 3



Sektor-Diagramm (Start) Lauf 3

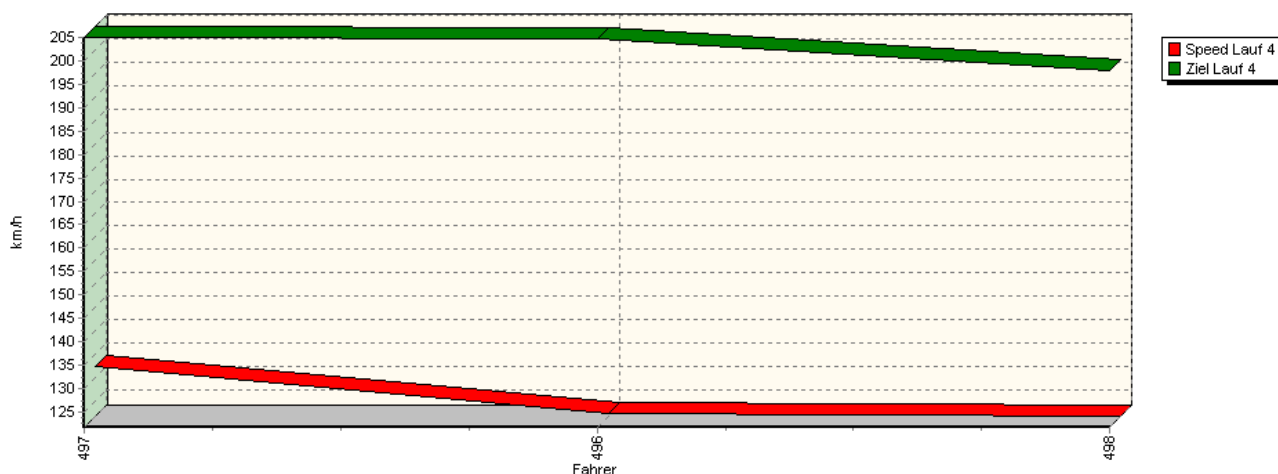


Sektor-Diagramm (Rest) Lauf 3

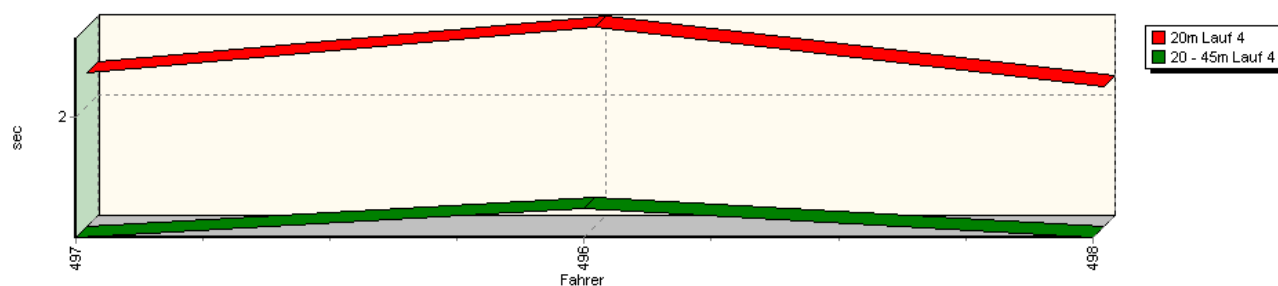


## Sektorzeiten & Speeds - Rennen - Gruppe E1 + E2-SH

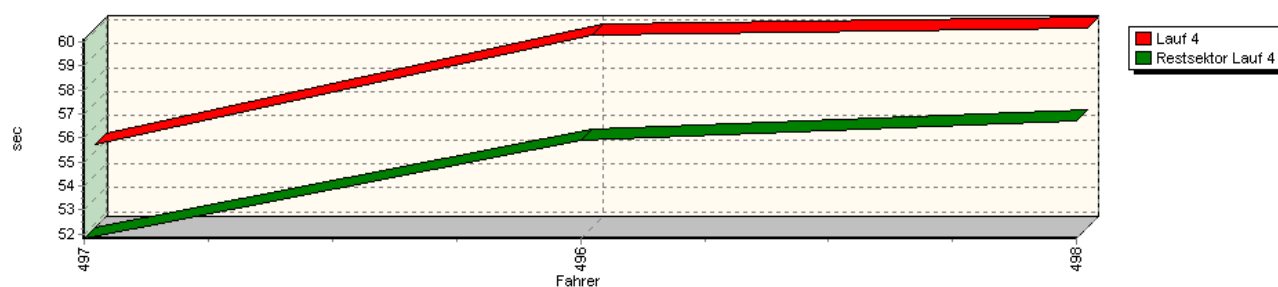
Speed-Diagramm Lauf 4



Sektor-Diagramm (Start) Lauf 4



Sektor-Diagramm (Rest) Lauf 4



| Rg. | Nr. | Sektor 1 (20m)     | Sektor 2 (20-45m) | Sektor 3             | Speed (Ziel) | Laufzeit    | Speed (Lauf) |             |
|-----|-----|--------------------|-------------------|----------------------|--------------|-------------|--------------|-------------|
| 1   | 497 | <b>MEISEL Reto</b> |                   | Mercedes Benz RM1 V8 |              |             |              |             |
|     |     | Lauf 1:            | 00:02.325         | 00:01.359            | 00:55.267    | 194,79 km/h | 00:58.951    | 123,97 km/h |
|     |     | Lauf 2:            | 00:02.084         | 00:01.227            | 00:53.357    | 132,08 km/h | 00:56.668    | 128,96 km/h |
|     |     | Lauf 3:            | 00:02.112         | 00:01.253            | 00:52.945    | 144,80 km/h | 00:56.310    | 129,78 km/h |
|     |     | Lauf 4:            | 00:02.208         | 00:01.256            | 00:51.818    | 205,09 km/h | 00:55.282    | 132,20 km/h |

### Sektorzeiten & Speeds - Rennen - Gruppe E1 + E2-SH

| Rg. | Nr. |                        | Sektor 1 (20m) | Sektor 2 (20-45m)       | Sektor 3  | Speed (Ziel) | Laufzeit  | Speed (Lauf) |
|-----|-----|------------------------|----------------|-------------------------|-----------|--------------|-----------|--------------|
| 2   | 496 | <b>HOFFMANN Klaus</b>  |                | Opel Astra V8 Coupé DTM |           |              |           |              |
|     |     | Lauf 1:                | 00:02.248      | 00:01.332               | 00:56.750 | 140,73 km/h  | 01:00.330 | 121,13 km/h  |
|     |     | Lauf 2:                | 00:02.517      | 00:01.414               | 00:57.135 | 190,43 km/h  | 01:01.066 | 119,68 km/h  |
|     |     | Lauf 3:                | 00:02.258      | 00:01.337               | *         | * km/h       | A         | * km/h       |
|     |     | Lauf 4:                | 00:02.492      | 00:01.432               | 00:55.896 | 204,90 km/h  | 00:59.820 | 122,16 km/h  |
| 3   | 498 | <b>BRENNER Norbert</b> |                | Opel Vectra DTM V8 GTS  |           |              |           |              |
|     |     | Lauf 1:                | 00:02.108      | 00:01.320               | 01:03.748 | 134,17 km/h  | 01:07.176 | 108,79 km/h  |
|     |     | Lauf 2:                | 00:02.084      | 00:01.302               | 00:59.992 | 198,88 km/h  | 01:03.378 | 115,31 km/h  |
|     |     | Lauf 3:                | 00:02.162      | 00:01.248               | 00:59.260 | 199,47 km/h  | 01:02.670 | 116,61 km/h  |
|     |     | Lauf 4:                | 00:02.119      | 00:01.259               | 00:56.722 | 197,85 km/h  | 01:00.100 | 121,60 km/h  |