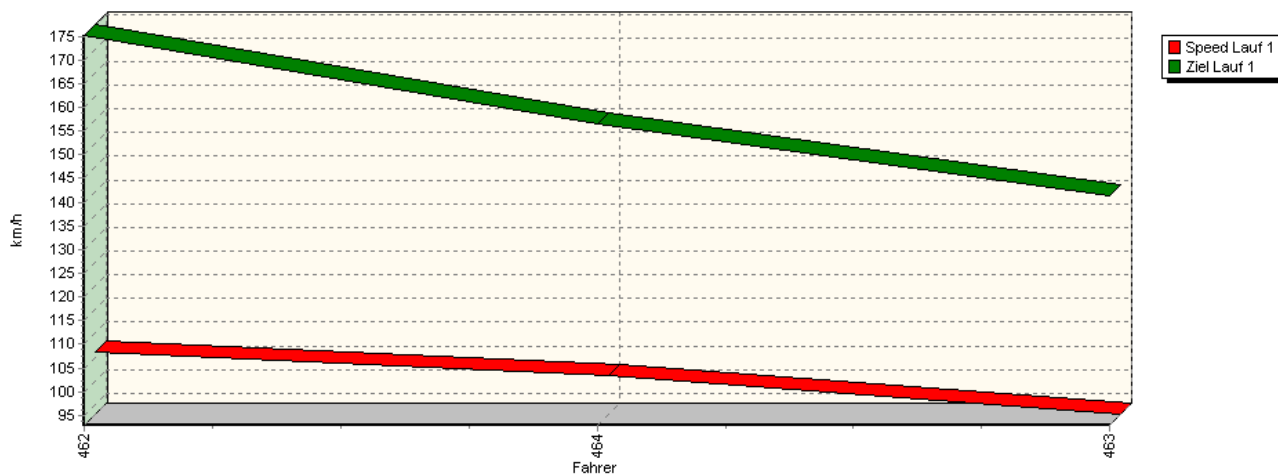
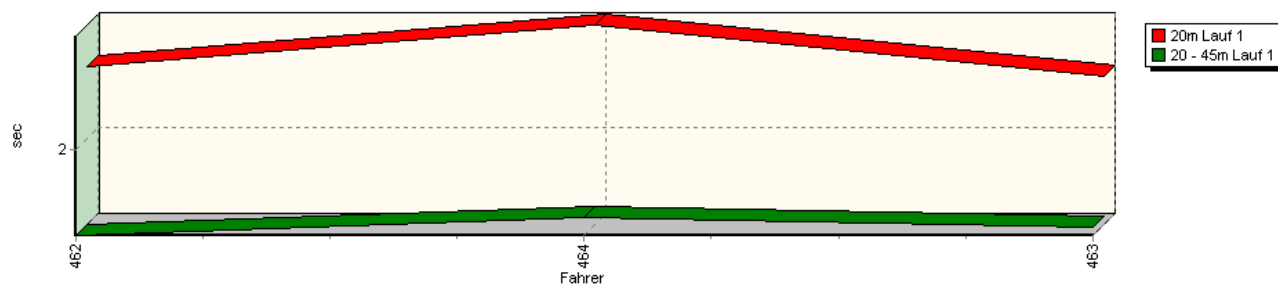


Sektorzeiten & Speeds - Rennen - Gruppe E1 + E2-SH

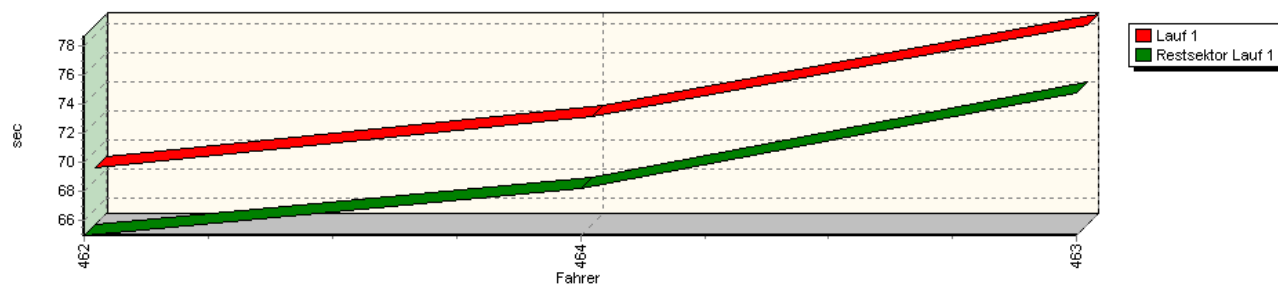
Speed-Diagramm Lauf 1



Sektor-Diagramm (Start) Lauf 1

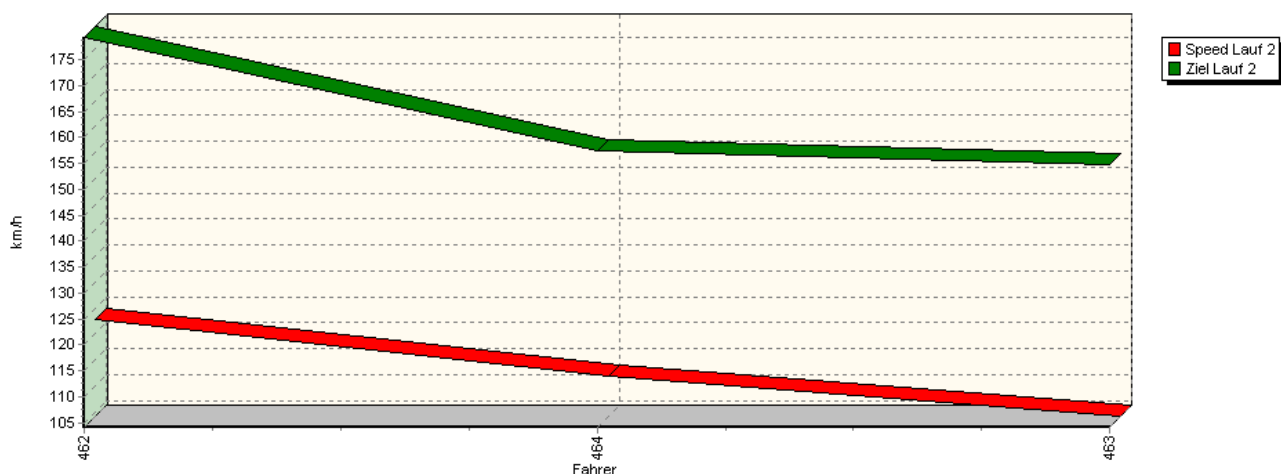


Sektor-Diagramm (Rest) Lauf 1

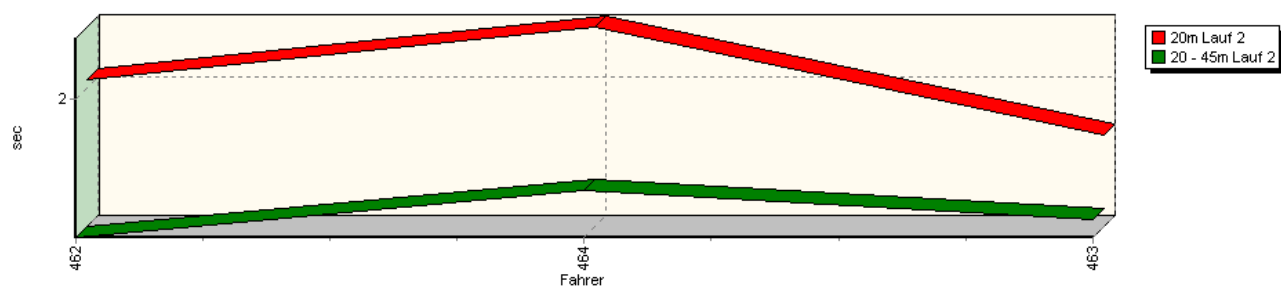


Sektorzeiten & Speeds - Rennen - Gruppe E1 + E2-SH

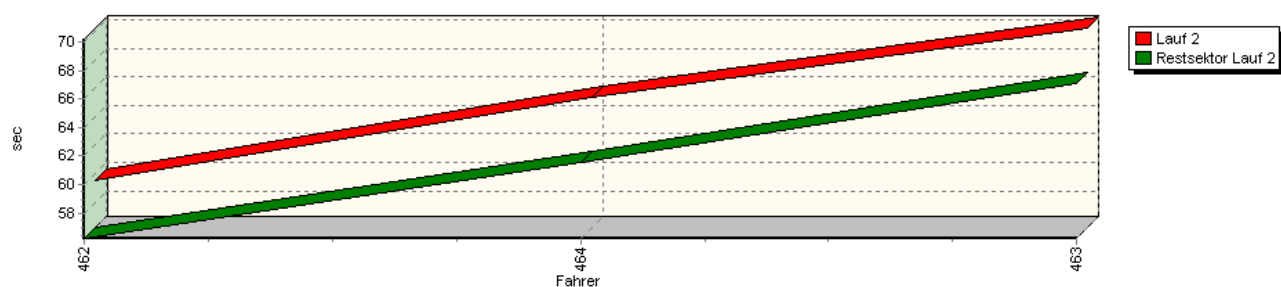
Speed-Diagramm Lauf 2



Sektor-Diagramm (Start) Lauf 2

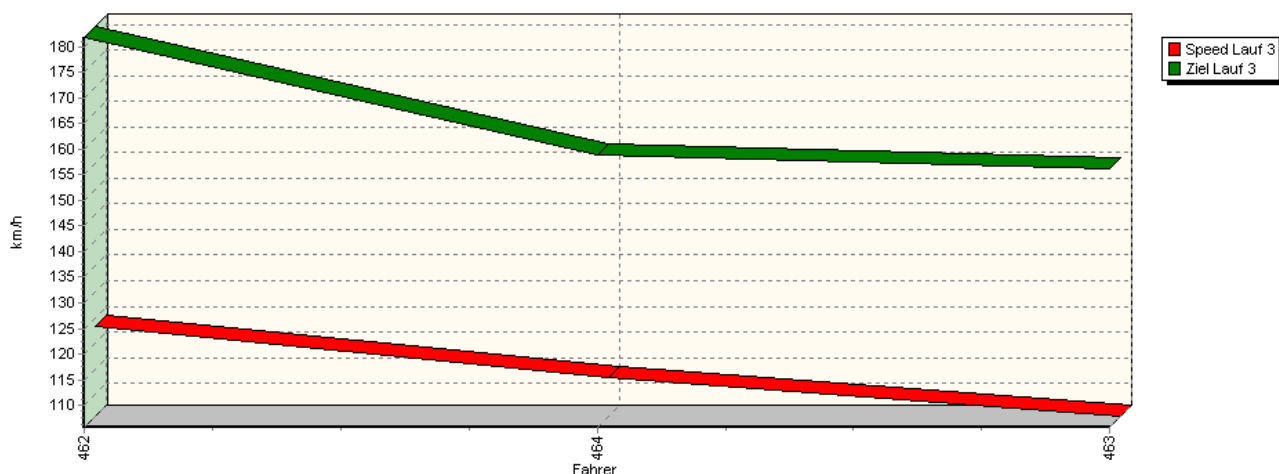


Sektor-Diagramm (Rest) Lauf 2

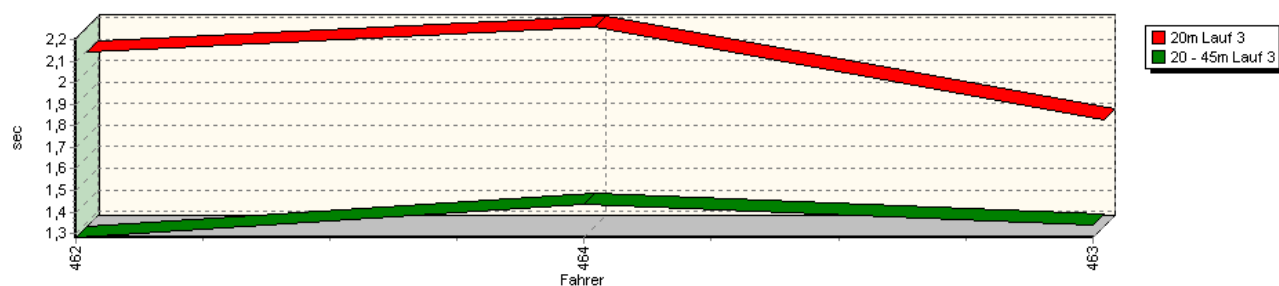


Sektorzeiten & Speeds - Rennen - Gruppe E1 + E2-SH

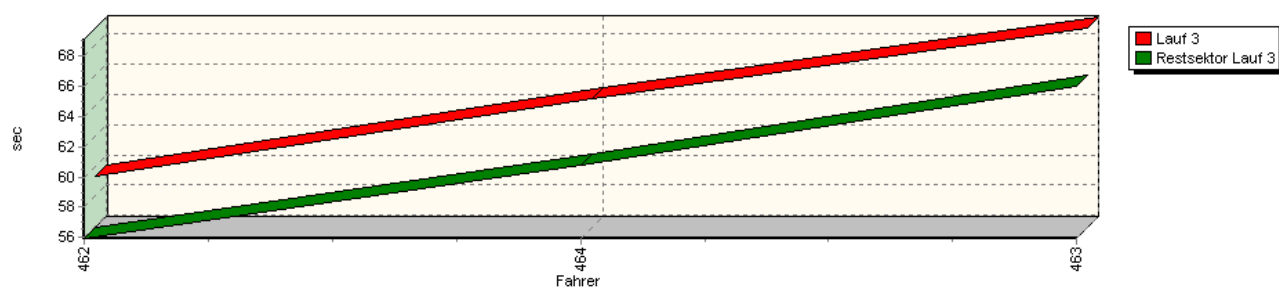
Speed-Diagramm Lauf 3



Sektor-Diagramm (Start) Lauf 3

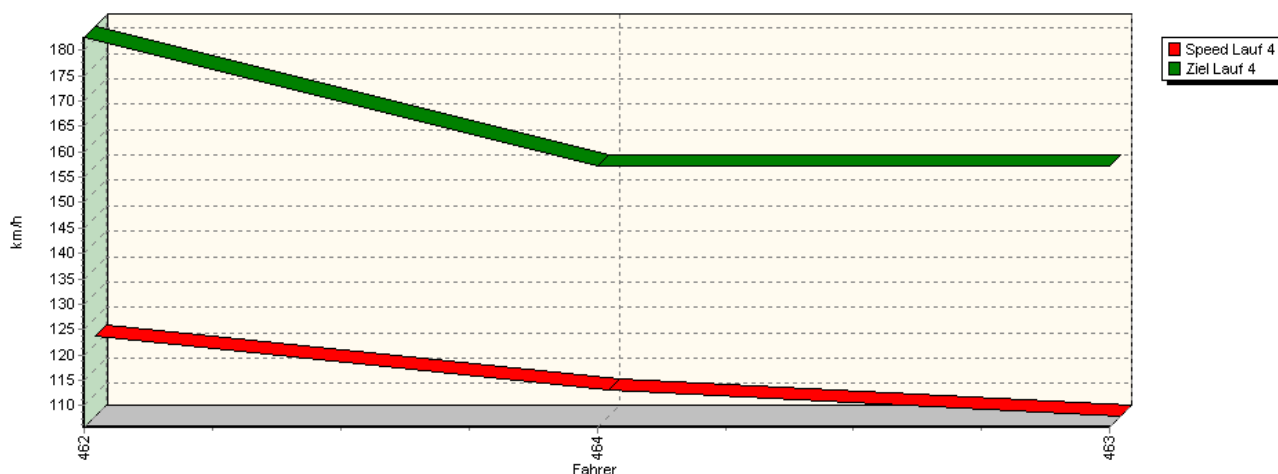


Sektor-Diagramm (Rest) Lauf 3

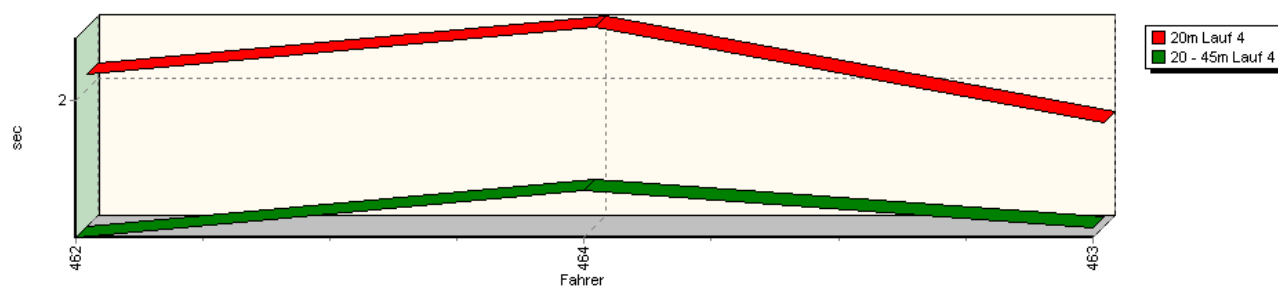


Sektorzeiten & Speeds - Rennen - Gruppe E1 + E2-SH

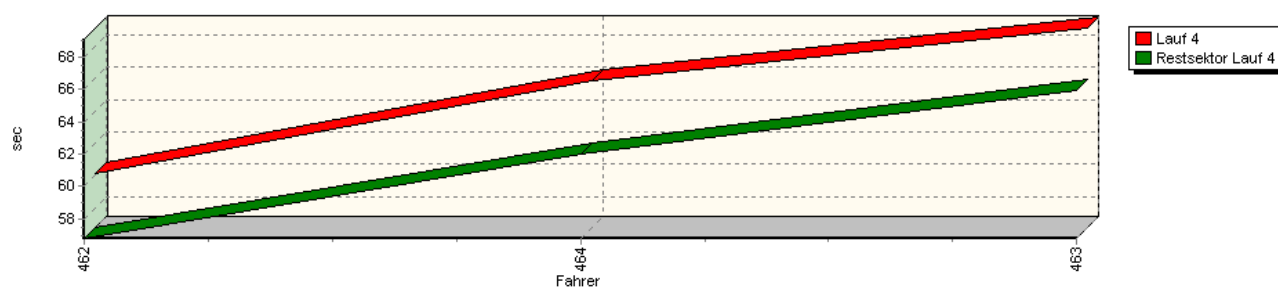
Speed-Diagramm Lauf 4



Sektor-Diagramm (Start) Lauf 4



Sektor-Diagramm (Rest) Lauf 4

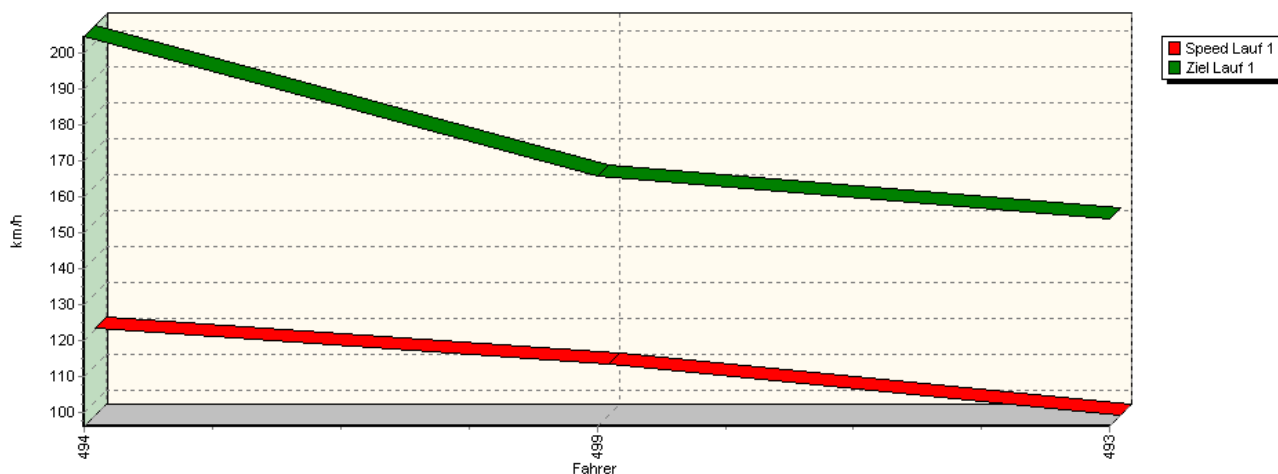


Rg.	Nr.	Sektor 1 (20m)	Sektor 2 (20-45m)	Sektor 3	Speed (Ziel)	Laufzeit	Speed (Lauf)	
1	462	VITVER Vladimir		Lotus WR				
		Lauf 1:	00:02.400	00:01.526	01:04.906	175,16 km/h	01:08.832	106,17 km/h
		Lauf 2:	00:02.045	00:01.280	00:56.201	179,33 km/h	00:59.526	122,77 km/h
		Lauf 3:	00:02.091	00:01.281	00:55.941	181,77 km/h	00:59.313	123,21 km/h
		Lauf 4:	00:02.086	00:01.273	00:56.759	182,55 km/h	01:00.118	121,56 km/h

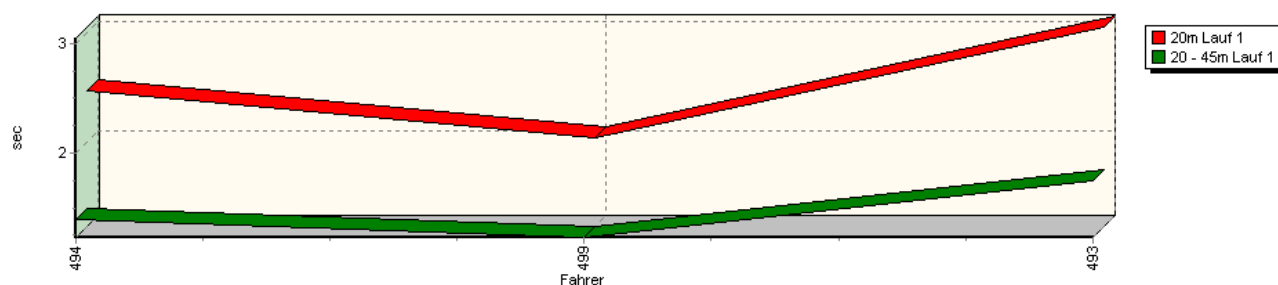
Sektorzeiten & Speeds - Rennen - Gruppe E1 + E2-SH

Rg.	Nr.	Sektor 1 (20m)	Sektor 2 (20-45m)	Sektor 3	Speed (Ziel)	Laufzeit	Speed (Lauf)	
2	464	SCHUSTER Jürgen		Mazda RX 7				
		Lauf 1:	00:02.634	00:01.629	01:08.126	156,58 km/h	01:12.389	100,96 km/h
		Lauf 2:	00:02.317	00:01.528	01:01.517	157,46 km/h	01:05.362	111,81 km/h
		Lauf 3:	00:02.208	00:01.433	01:00.818	158,99 km/h	01:04.459	113,37 km/h
		Lauf 4:	00:02.335	00:01.525	01:02.016	157,28 km/h	01:05.876	110,94 km/h
3	463	URLAND Ronny		Trabant 601				
		Lauf 1:	00:02.352	00:01.576	01:14.741	141,20 km/h	01:18.669	92,90 km/h
		Lauf 2:	00:01.752	00:01.375	01:07.086	154,69 km/h	01:10.213	104,08 km/h
		Lauf 3:	00:01.774	00:01.341	01:05.994	156,06 km/h	01:09.109	105,75 km/h
		Lauf 4:	00:01.824	00:01.322	01:05.984	157,19 km/h	01:09.130	105,72 km/h

Speed-Diagramm Lauf 1

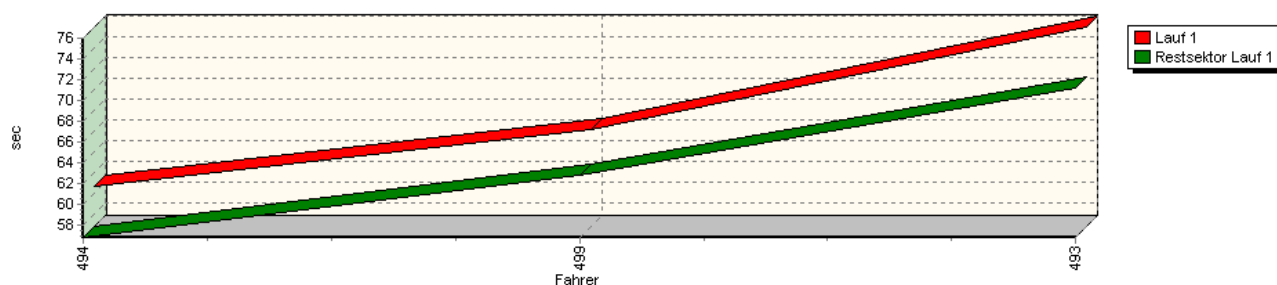


Sektor-Diagramm (Start) Lauf 1

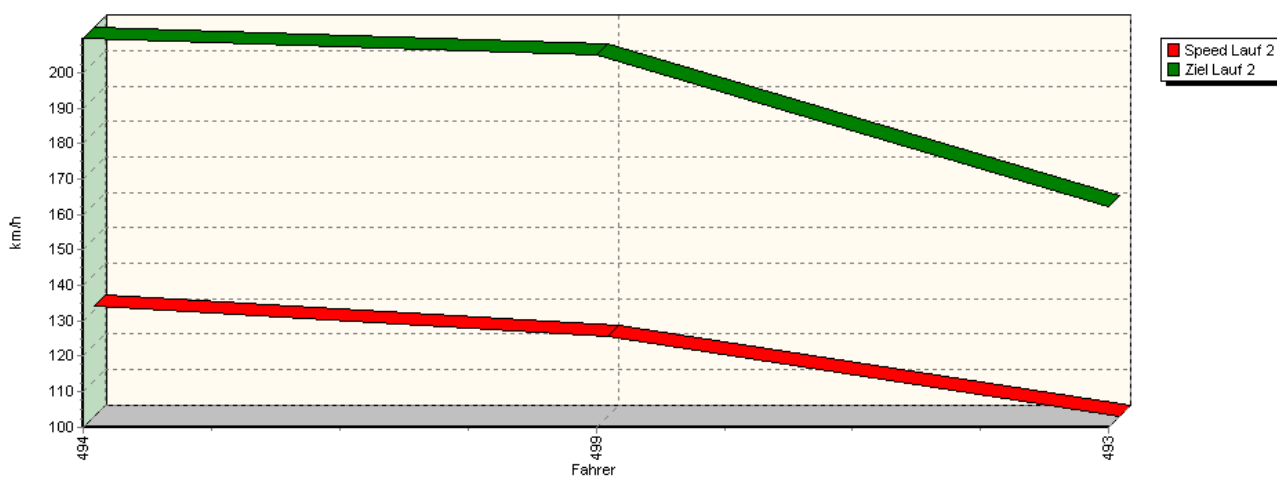


Sektorzeiten & Speeds - Rennen - Gruppe E1 + E2-SH

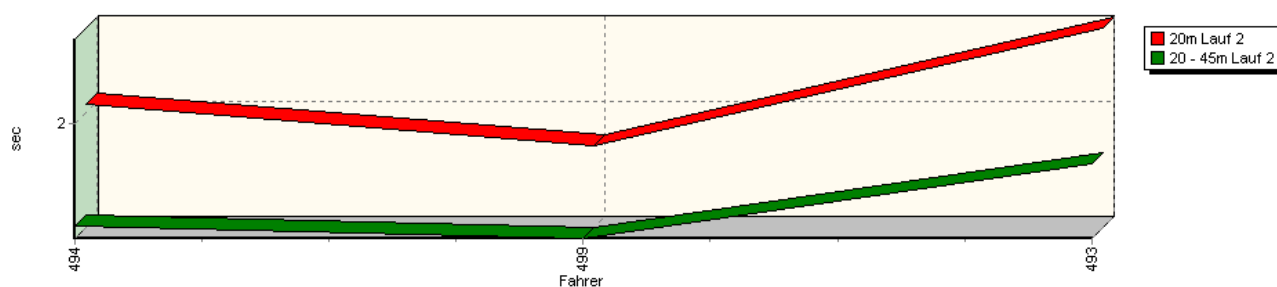
Sektor-Diagramm (Rest) Lauf 1



Speed-Diagramm Lauf 2

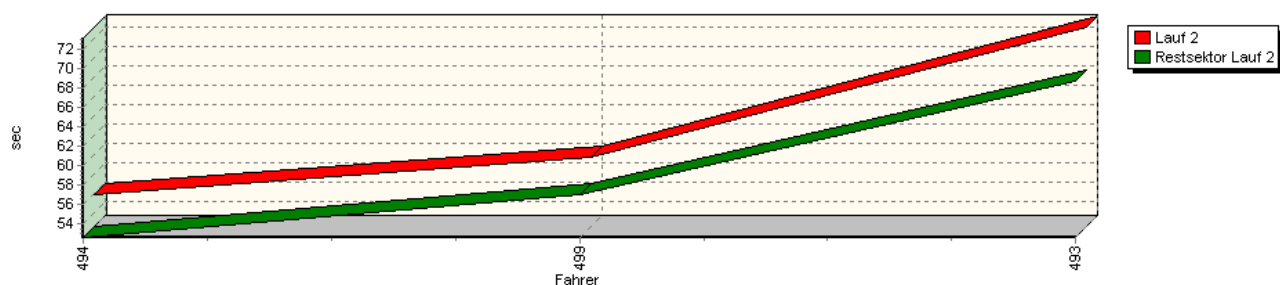


Sektor-Diagramm (Start) Lauf 2

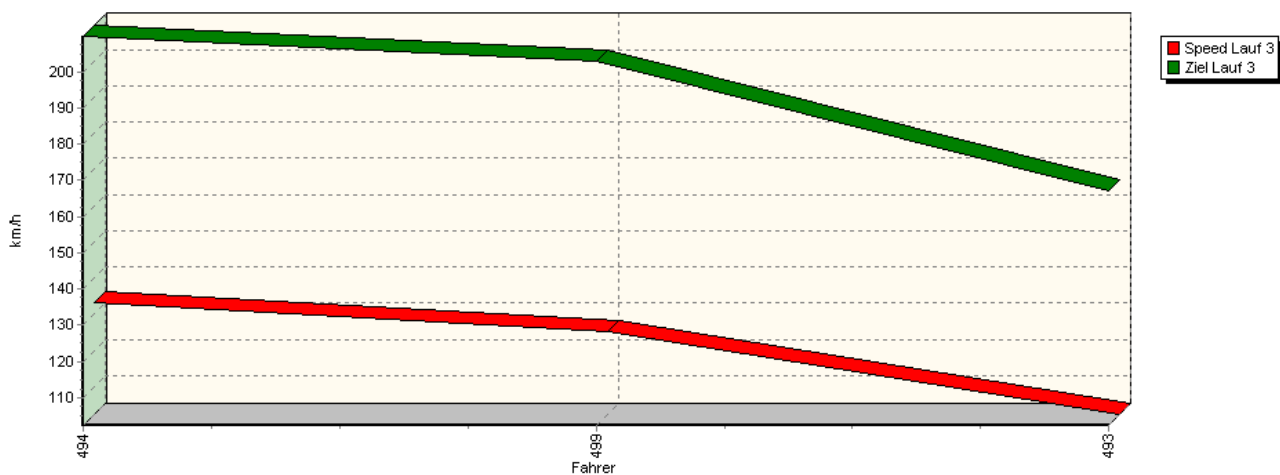


Sektorzeiten & Speeds - Rennen - Gruppe E1 + E2-SH

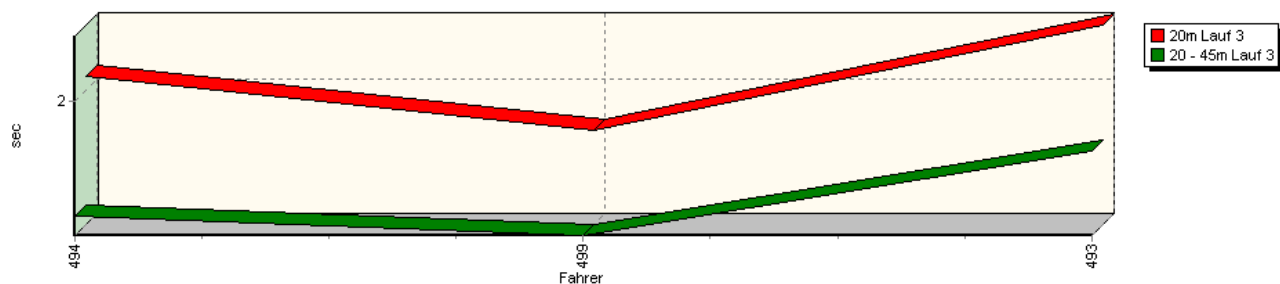
Sektor-Diagramm (Rest) Lauf 2



Speed-Diagramm Lauf 3

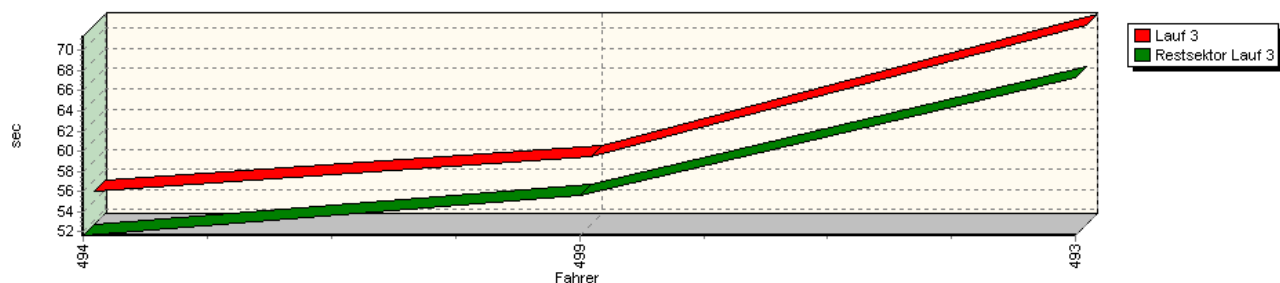


Sektor-Diagramm (Start) Lauf 3

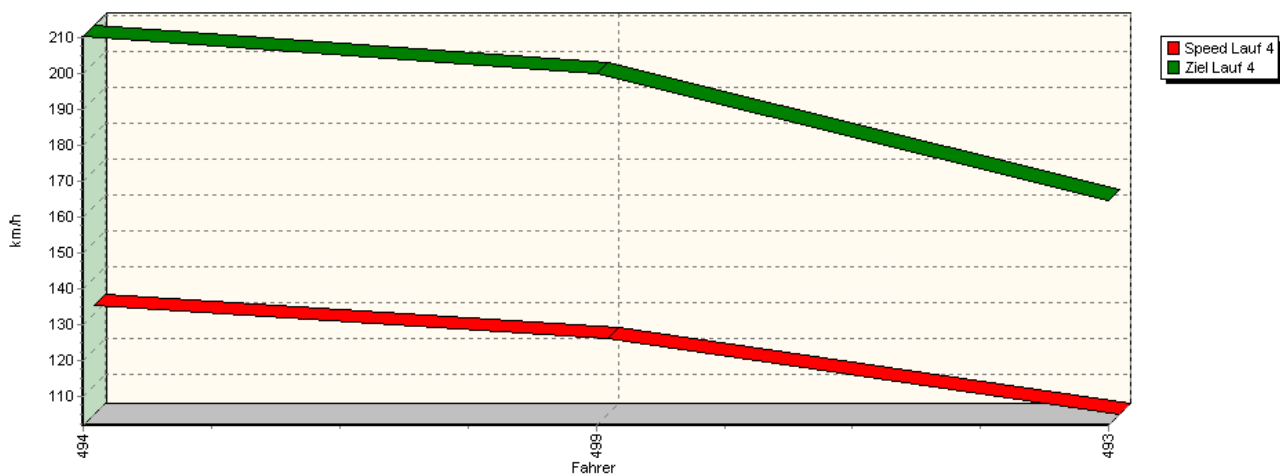


Sektorzeiten & Speeds - Rennen - Gruppe E1 + E2-SH

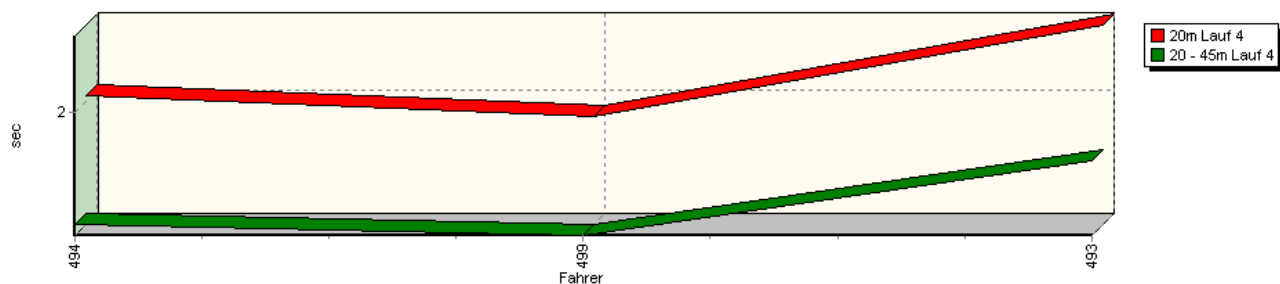
Sektor-Diagramm (Rest) Lauf 3



Speed-Diagramm Lauf 4

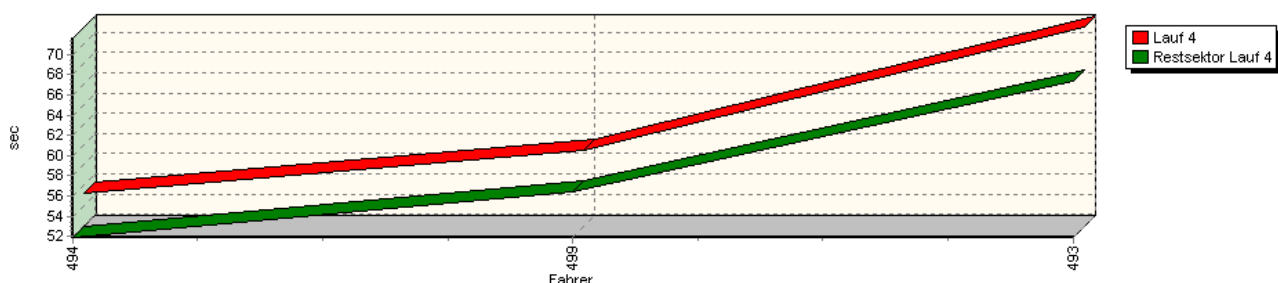


Sektor-Diagramm (Start) Lauf 4



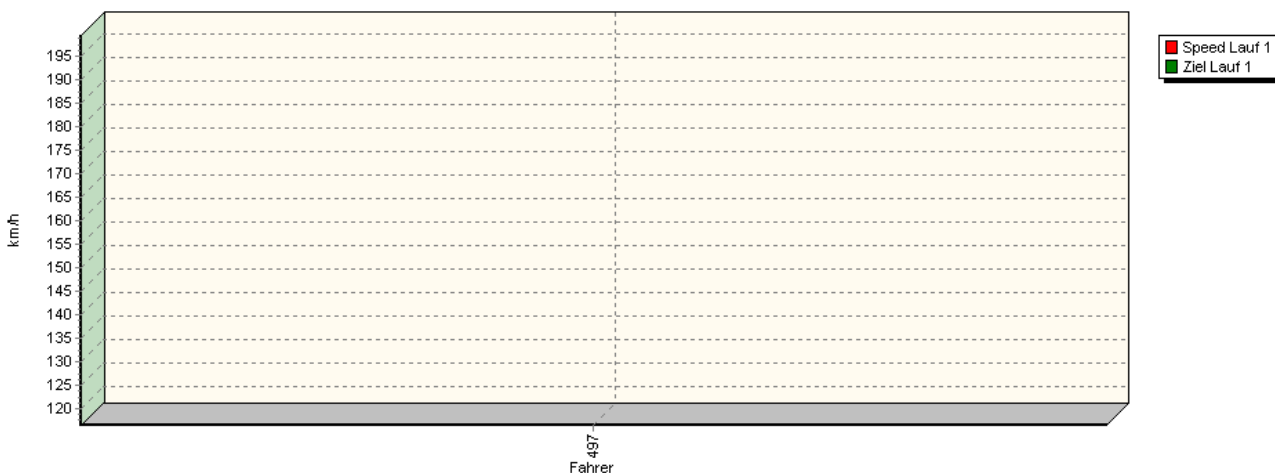
Sektorzeiten & Speeds - Rennen - Gruppe E1 + E2-SH

Sektor-Diagramm (Rest) Lauf 4



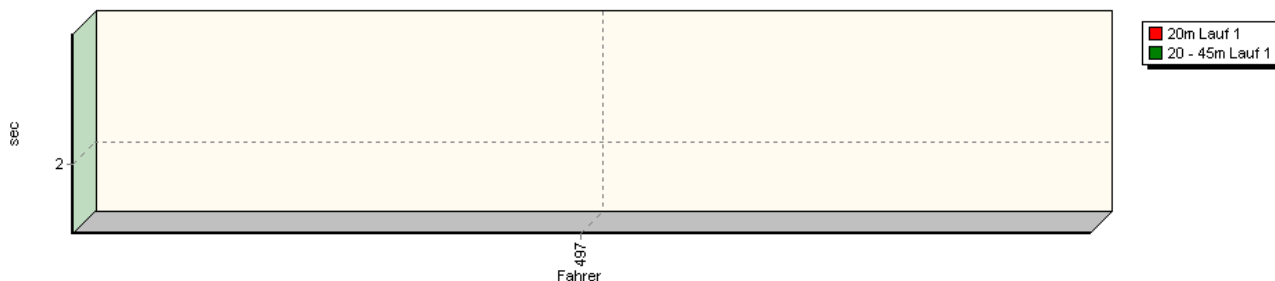
Rg.	Nr.		Sektor 1 (20m)	Sektor 2 (20-45m)	Sektor 3	Speed (Ziel)	Laufzeit	Speed (Lauf)
1	494	MICHL Dan		Opel Michl 2.8				
		Lauf 1:	00:02.471	00:01.399	00:56.834	204,66 km/h	01:00.704	120,39 km/h
		Lauf 2:	00:02.065	00:01.165	00:52.546	209,67 km/h	00:55.776	131,02 km/h
		Lauf 3:	00:02.099	00:01.188	00:51.623	209,80 km/h	00:54.910	133,09 km/h
		Lauf 4:	00:02.039	00:01.207	00:51.900	210,52 km/h	00:55.146	132,52 km/h
2	499	HANDA Norbert		Lancia Delta Integ. Evo 3				
		Lauf 1:	00:02.038	00:01.232	01:02.840	165,70 km/h	01:06.110	110,54 km/h
		Lauf 2:	00:01.735	00:01.061	00:56.938	205,07 km/h	00:59.734	122,34 km/h
		Lauf 3:	00:01.719	00:01.055	00:55.644	202,77 km/h	00:58.418	125,10 km/h
		Lauf 4:	00:01.890	00:01.130	00:56.364	200,29 km/h	00:59.384	123,06 km/h
3	493	FALLET Stefan		Mercedes Benz 190E "Diebels"				
		Lauf 1:	00:03.054	00:01.745	01:11.202	153,81 km/h	01:16.001	96,16 km/h
		Lauf 2:	00:02.694	00:01.670	01:08.744	162,28 km/h	01:13.108	99,96 km/h
		Lauf 3:	00:02.457	00:01.645	01:07.319	167,30 km/h	01:11.421	102,32 km/h
		Lauf 4:	00:02.533	00:01.660	01:07.417	164,58 km/h	01:11.610	102,05 km/h

Speed-Diagramm Lauf 1

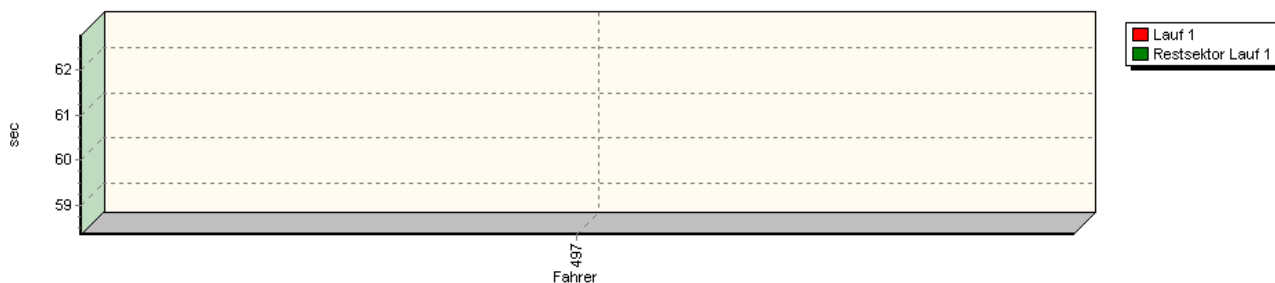


Sektorzeiten & Speeds - Rennen - Gruppe E1 + E2-SH

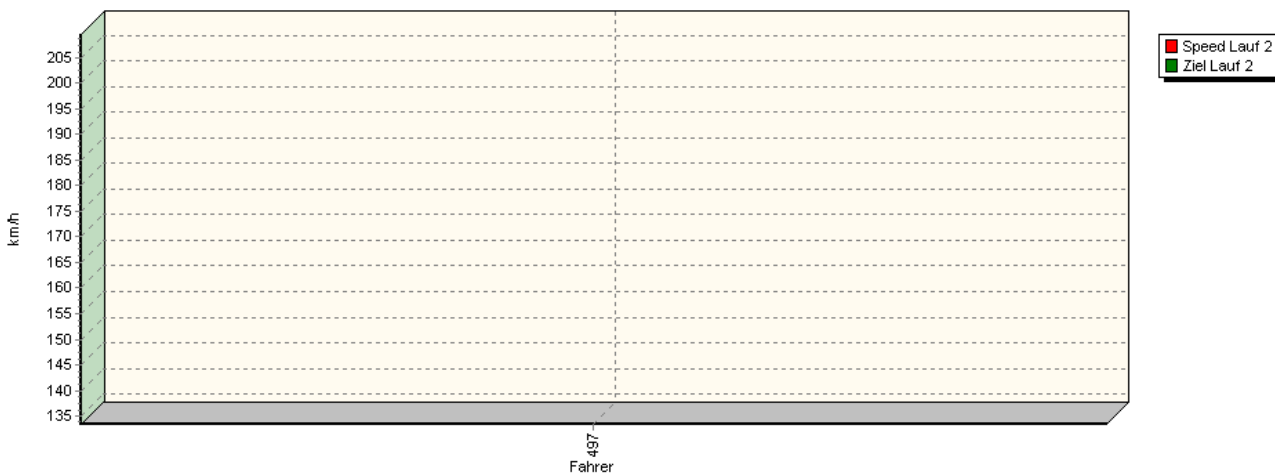
Sektor-Diagramm (Start) Lauf 1



Sektor-Diagramm (Rest) Lauf 1

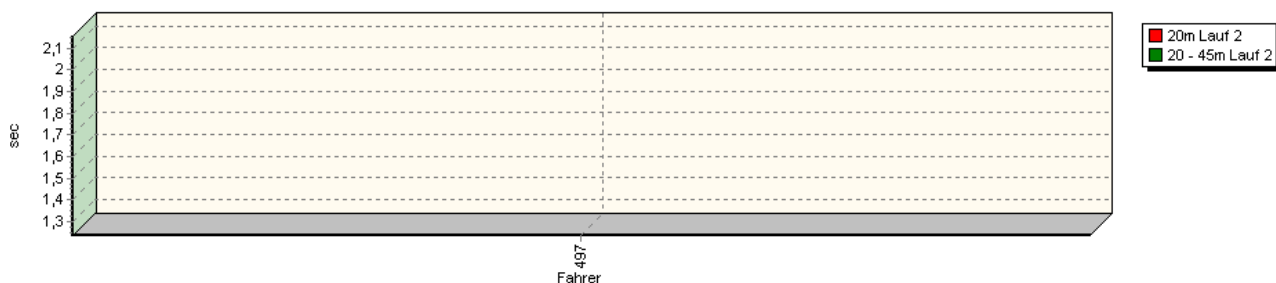


Speed-Diagramm Lauf 2

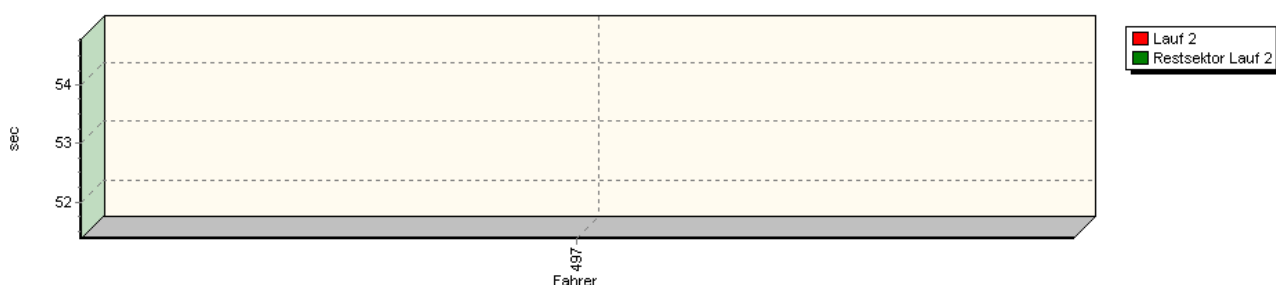


Sektorzeiten & Speeds - Rennen - Gruppe E1 + E2-SH

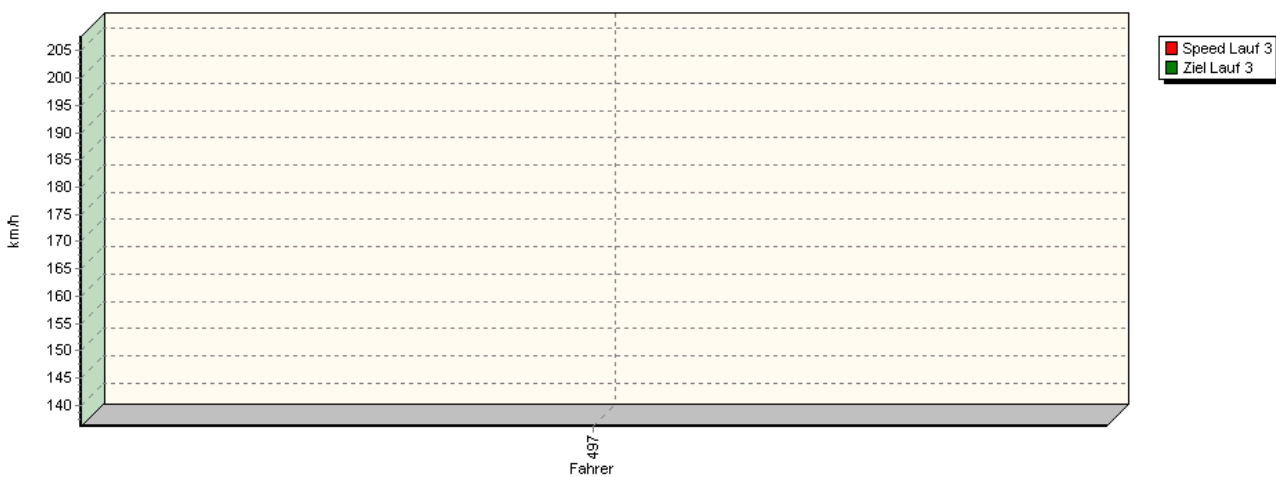
Sektor-Diagramm (Start) Lauf 2



Sektor-Diagramm (Rest) Lauf 2

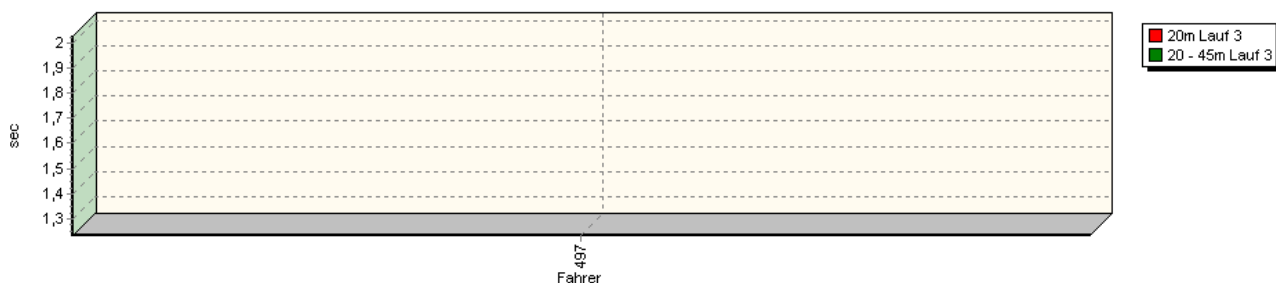


Speed-Diagramm Lauf 3

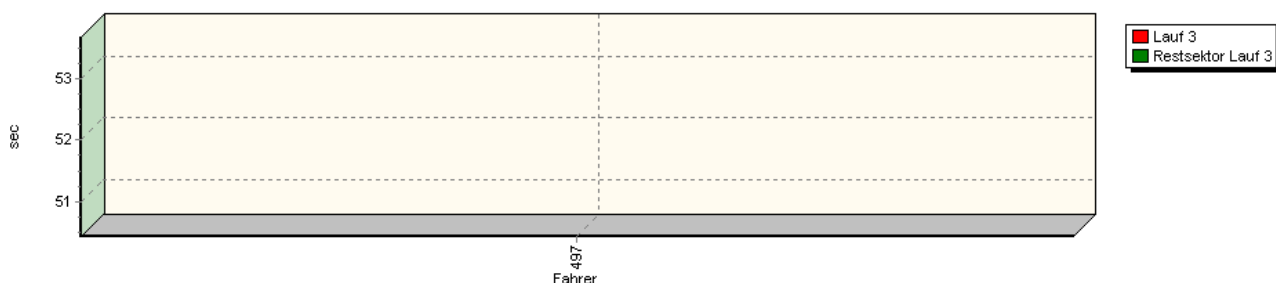


Sektorzeiten & Speeds - Rennen - Gruppe E1 + E2-SH

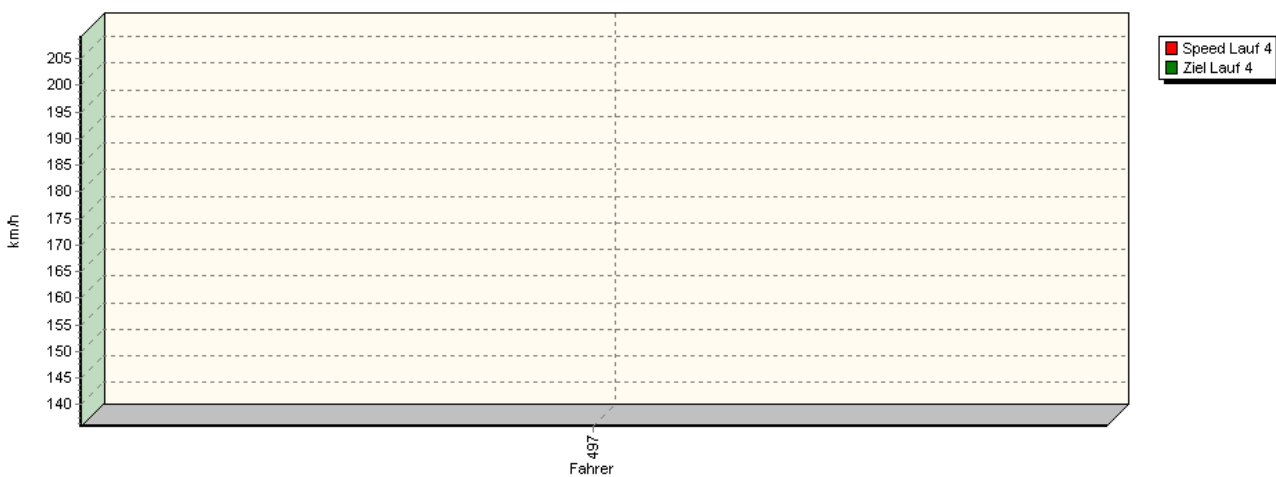
Sektor-Diagramm (Start) Lauf 3



Sektor-Diagramm (Rest) Lauf 3

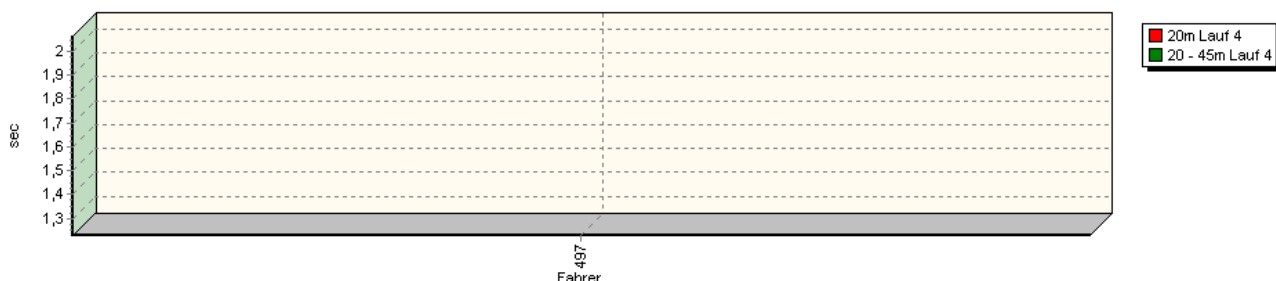


Speed-Diagramm Lauf 4

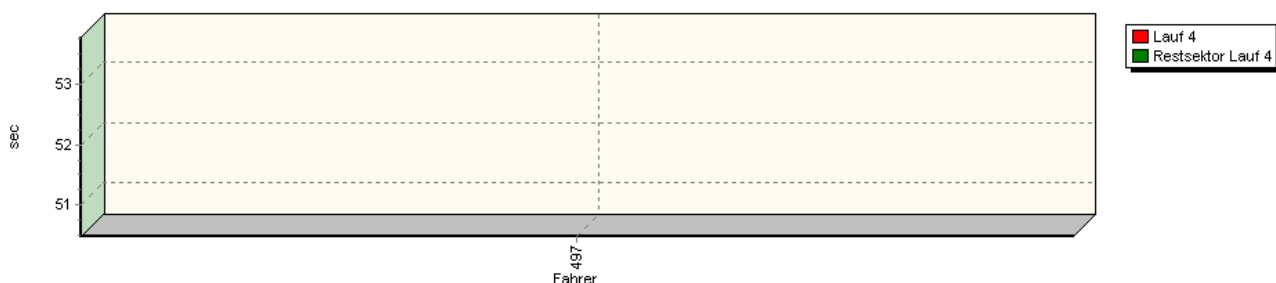


Sektorzeiten & Speeds - Rennen - Gruppe E1 + E2-SH

Sektor-Diagramm (Start) Lauf 4



Sektor-Diagramm (Rest) Lauf 4



Rg.	Nr.	Sektor 1 (20m)	Sektor 2 (20-45m)	Sektor 3	Speed (Ziel)	Laufzeit	Speed (Lauf)	
1	497	MEISEL Reto		Mercedes Benz RM1 V8				
		Lauf 1:	00:02.841	00:01.559	00:58.364	199,33 km/h	01:02.764	116,44 km/h
		Lauf 2:	00:02.157	00:01.234	00:51.376	209,45 km/h	00:54.767	133,44 km/h
		Lauf 3:	00:02.028	00:01.232	00:50.423	207,65 km/h	00:53.683	136,13 km/h
		Lauf 4:	00:02.062	00:01.229	00:50.483	209,23 km/h	00:53.774	135,90 km/h