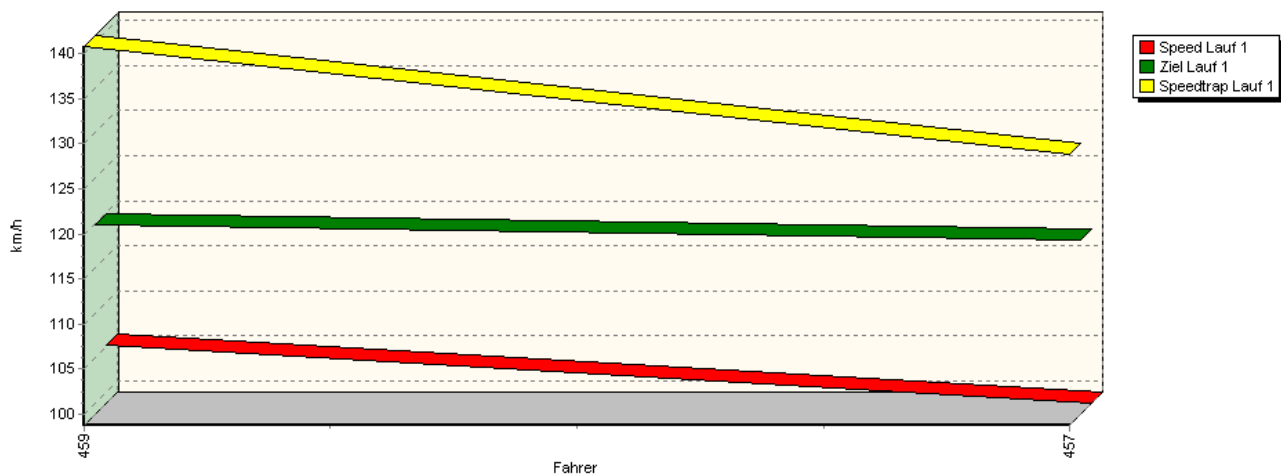
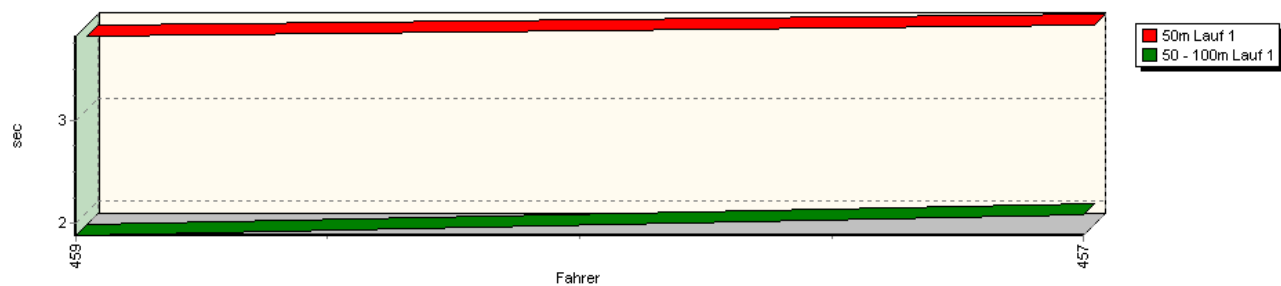


## Sektorzeiten & Speeds - Rennen - Gruppe FS/E1-Bergrennen/E2-SH

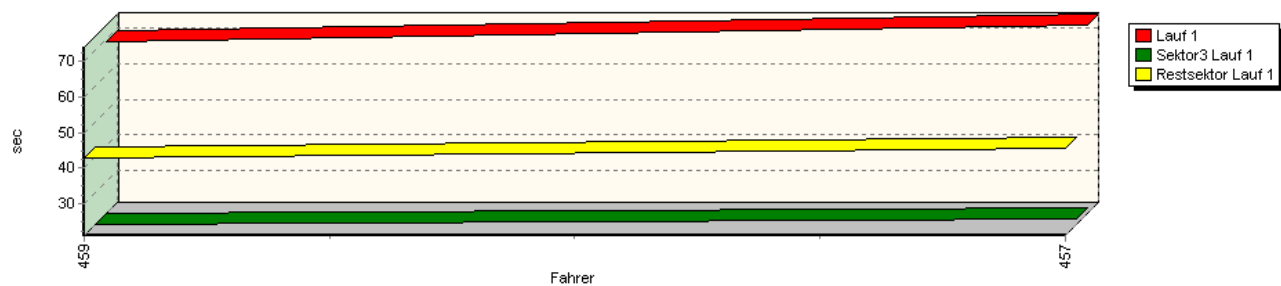
Speed-Diagramm Lauf 1



Sektor-Diagramm (Start) Lauf 1

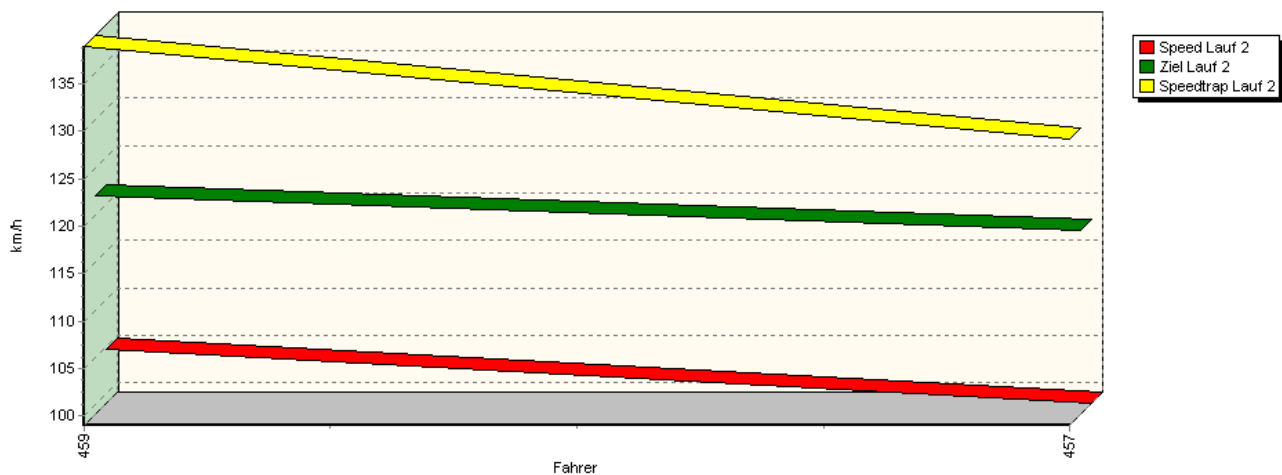


Sektor-Diagramm (Rest) Lauf 1

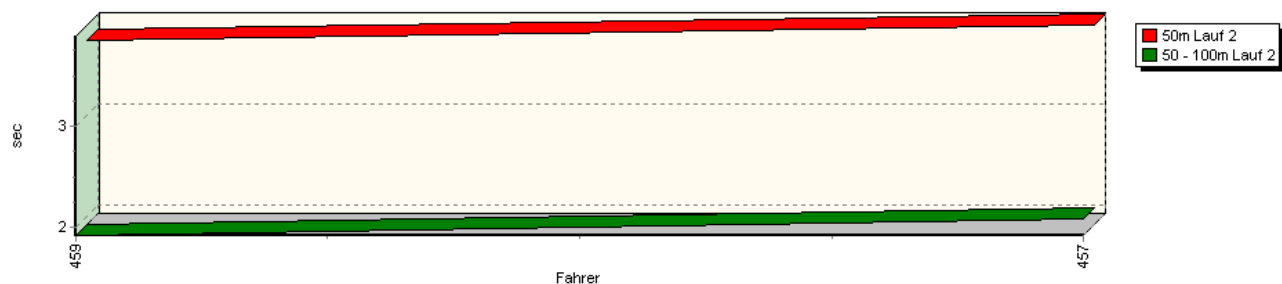


## Sektorzeiten & Speeds - Rennen - Gruppe FS/E1-Bergrennen/E2-SH

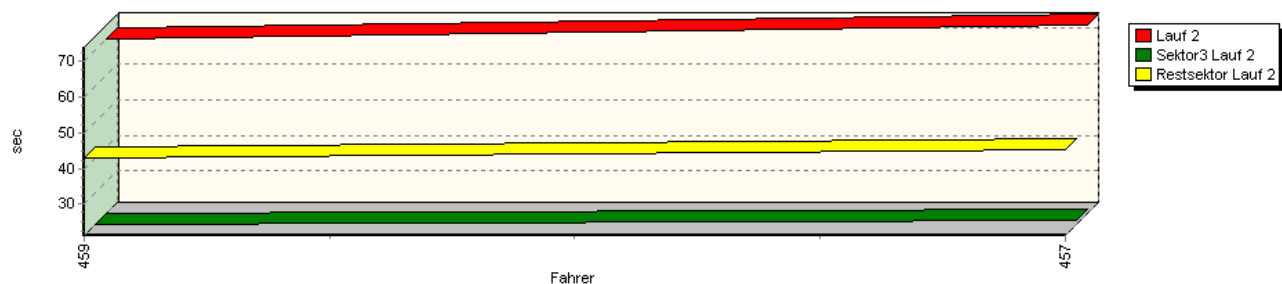
Speed-Diagramm Lauf 2



Sektor-Diagramm (Start) Lauf 2

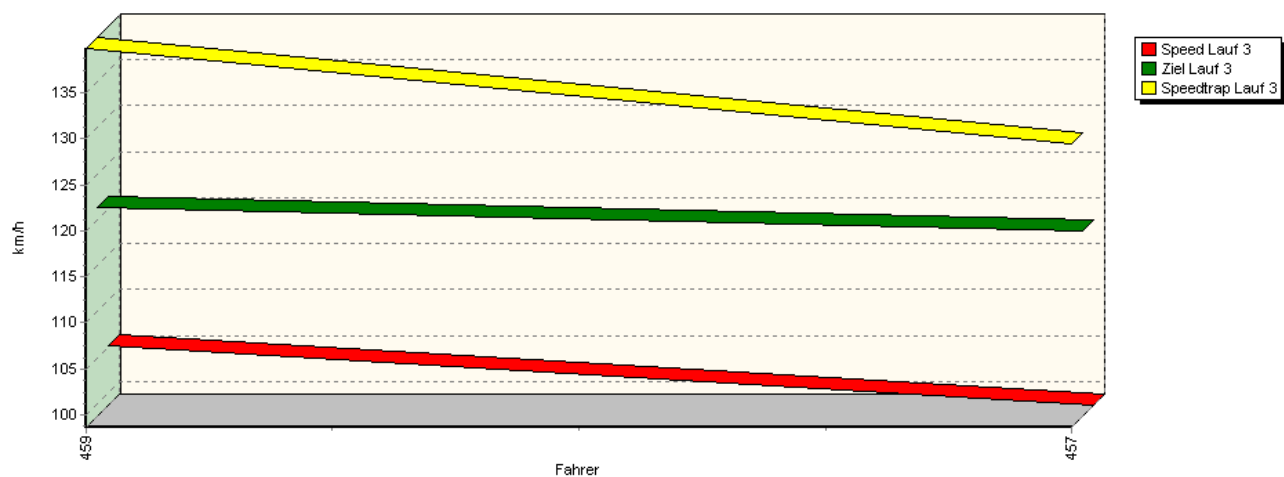


Sektor-Diagramm (Rest) Lauf 2

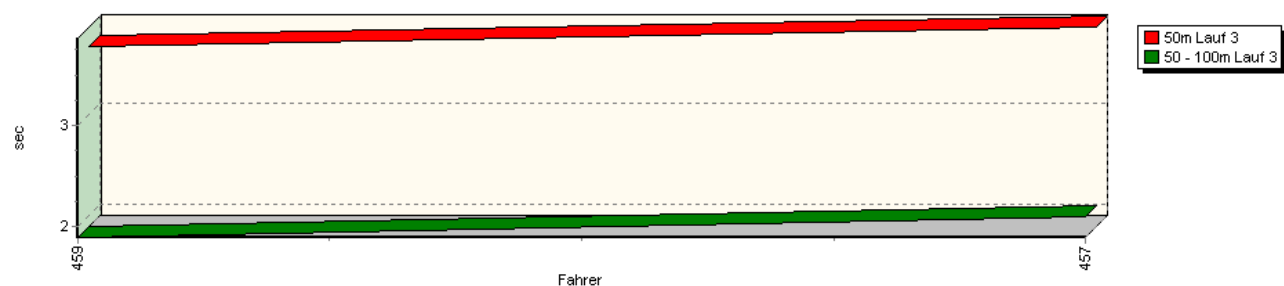


## Sektorzeiten & Speeds - Rennen - Gruppe FS/E1-Bergrennen/E2-SH

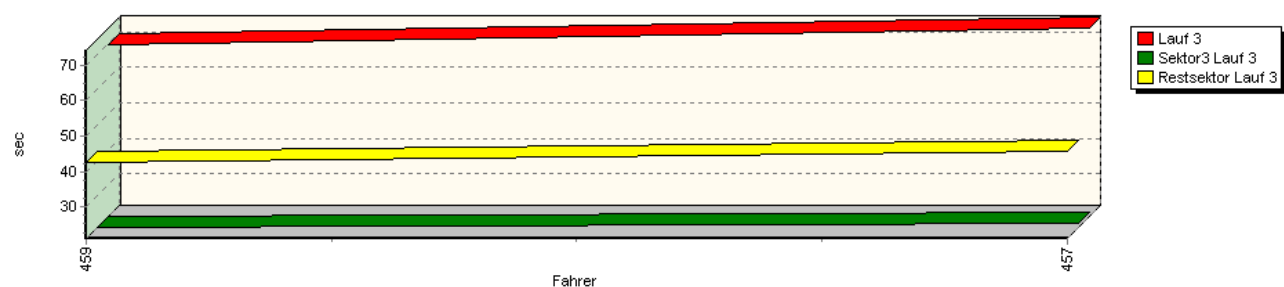
Speed-Diagramm Lauf 3



Sektor-Diagramm (Start) Lauf 3

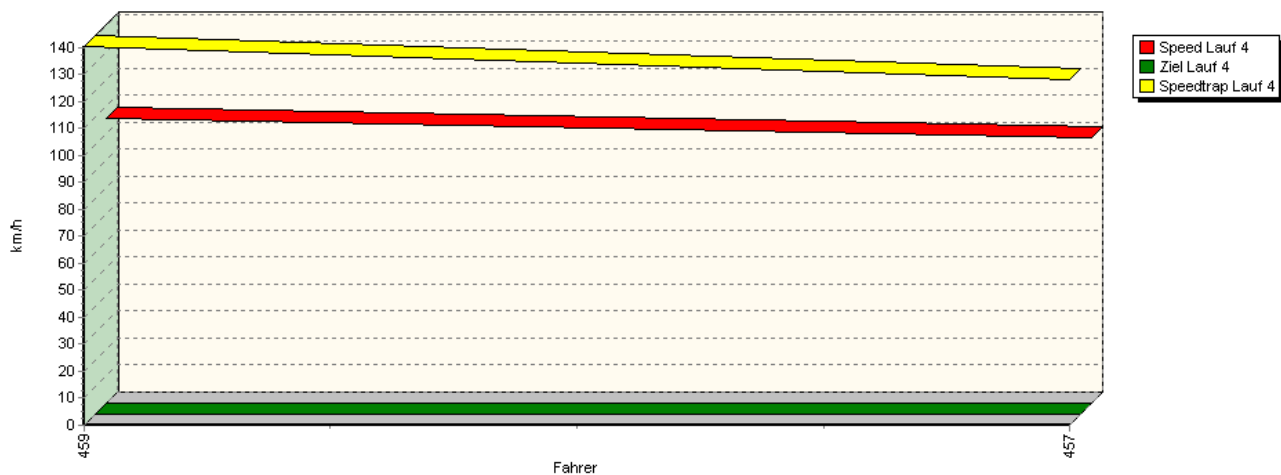


Sektor-Diagramm (Rest) Lauf 3

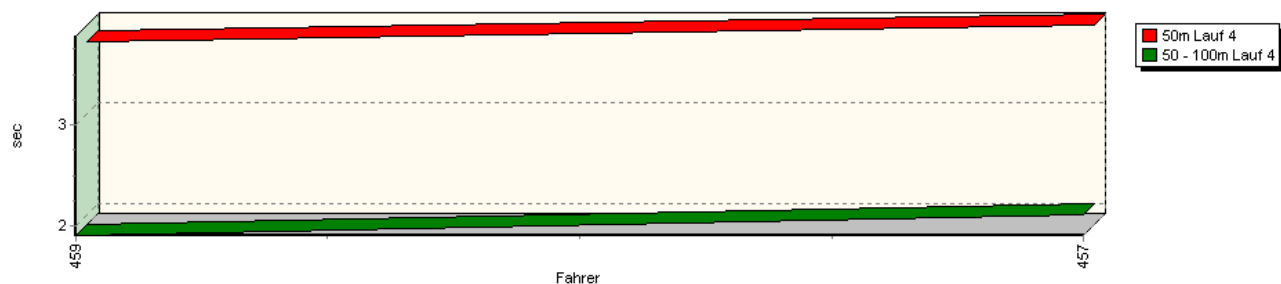


## Sektorzeiten & Speeds - Rennen - Gruppe FS/E1-Bergrennen/E2-SH

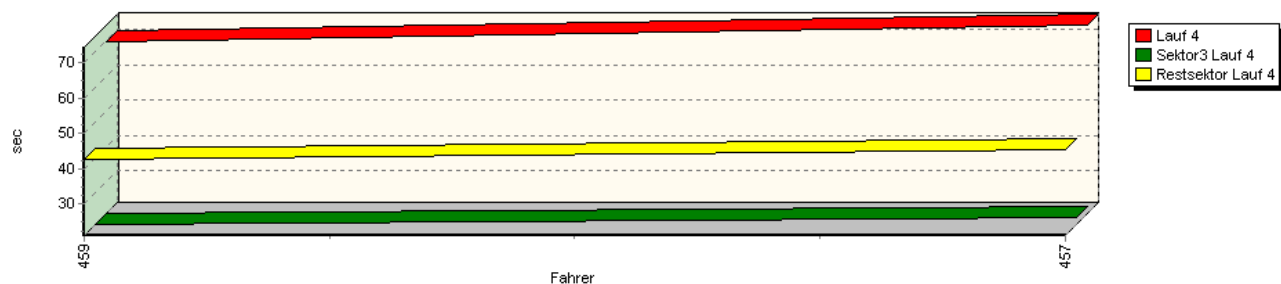
Speed-Diagramm Lauf 4



Sektor-Diagramm (Start) Lauf 4



Sektor-Diagramm (Rest) Lauf 4



Rg.	Nr.	Sektor 1 (50m)	Sektor 2 (50-100m)	Sektor 3	Speed Trap	Sektor 4	Speed (Ziel)	Laufzeit	Speed (Lauf)	
1	459	<b>HEINDRICHS Werner</b>		Opel Veytal Corsa 16V						
		Lauf 1:	00:03.710	00:01.881	00:21.144	140,76 km/h	00:42.753	119,78 km/h	01:09.488	105,17 km/h
		Lauf 2:	00:03.732	00:01.920	00:21.276	138,96 km/h	00:42.908	122,07 km/h	01:09.836	104,65 km/h
		Lauf 3:	00:03.674	00:01.888	00:21.186	139,85 km/h	00:42.762	121,40 km/h	01:09.510	105,14 km/h
		Lauf 4:	00:03.708	00:01.898	00:21.192	140,27 km/h	00:42.664	0,00 km/h	01:09.462	105,21 km/h



## 43. Osnabrücker ADAC Bergrennen

21. und 22. August 2010

Deutsche Bergmeisterschaft 2010

DMSB Bergpokal für Tourenwagen und Rennsportfahrzeuge

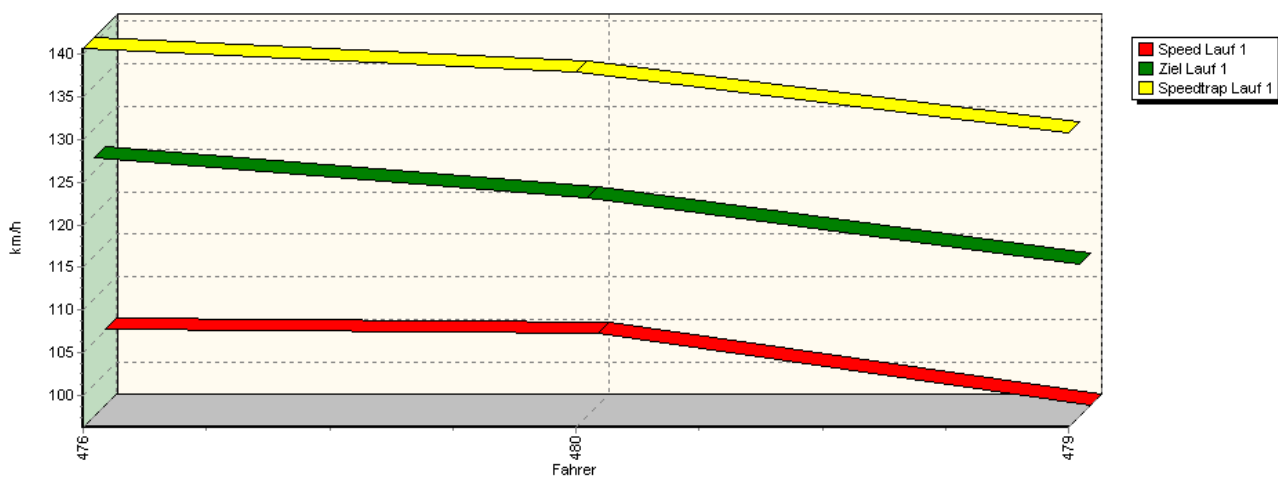
DMSB Classic-Berg-Pokal - KW Gruppe H Berg-Cup

# ADAC

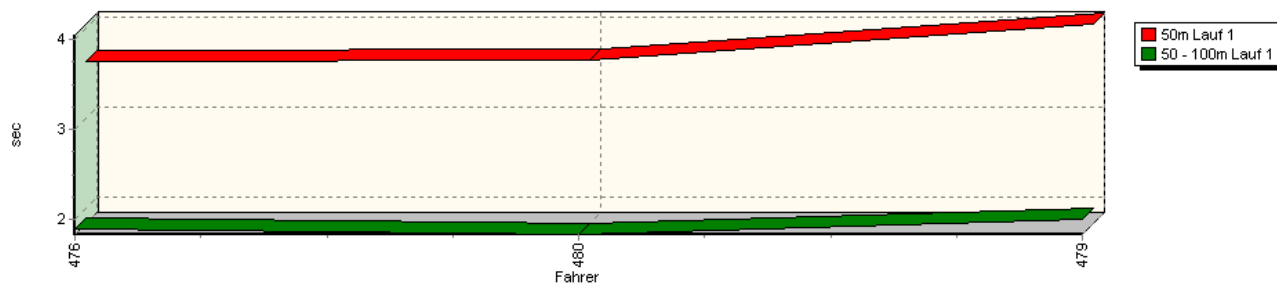
### Sektorzeiten & Speeds - Rennen - Gruppe FS/E1-Bergrennen/E2-SH

Rg.	Nr.		Sektor 1 (50m)	Sektor 2 (50-100m)	Sektor 3	Speed Trap	Sektor 4	Speed (Ziel)	Laufzeit	Speed (Lauf)
2	457	<b>STELBERG Thomas</b>		Opel Corsa A 16V						
		Lauf 1:	00:03.815	00:02.076	00:22.644	128,84 km/h	00:45.439	118,16 km/h	01:13.974	98,79 km/h
		Lauf 2:	00:03.886	00:02.082	00:22.506	129,15 km/h	00:45.341	118,34 km/h	01:13.815	99,00 km/h
		Lauf 3:	00:03.873	00:02.096	00:22.537	129,49 km/h	00:45.579	118,80 km/h	01:14.085	98,64 km/h
		Lauf 4:	00:03.874	00:02.110	00:23.053	127,76 km/h	00:45.217	0,00 km/h	01:14.254	98,42 km/h

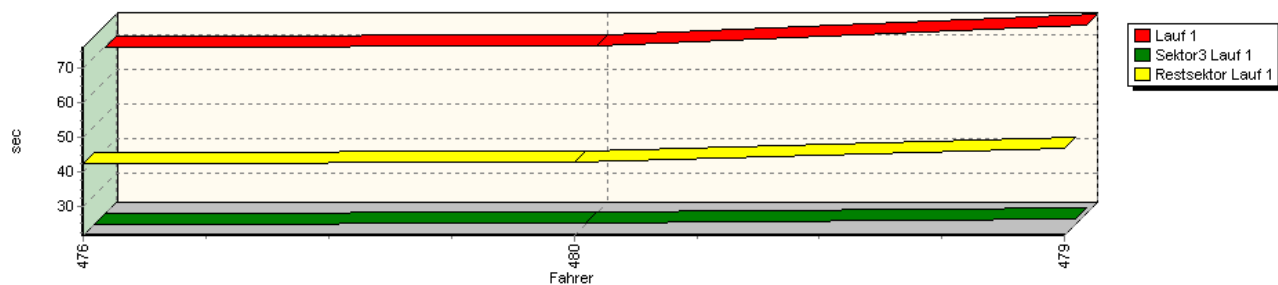
Speed-Diagramm Lauf 1



Sektor-Diagramm (Start) Lauf 1

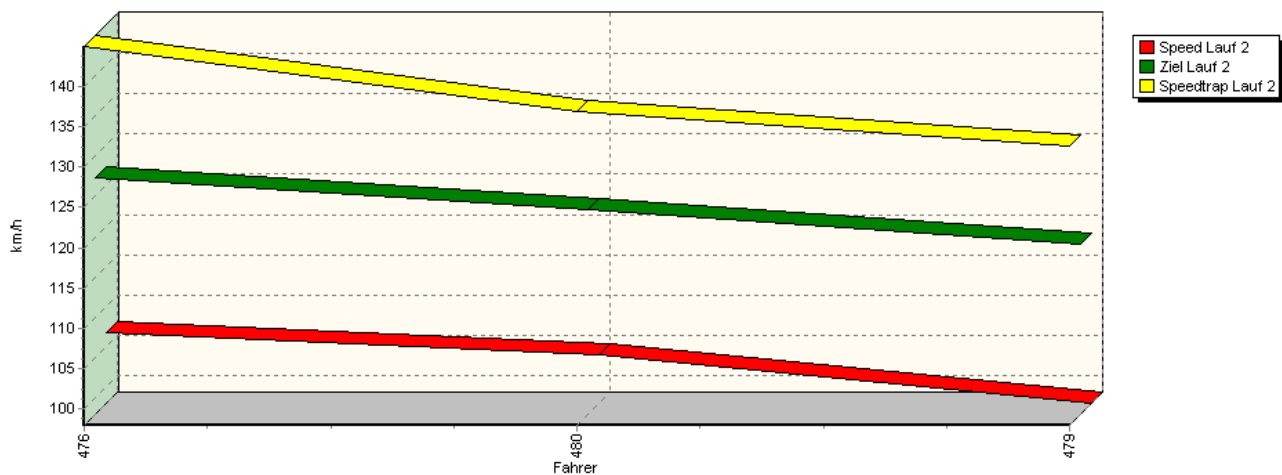


Sektor-Diagramm (Rest) Lauf 1

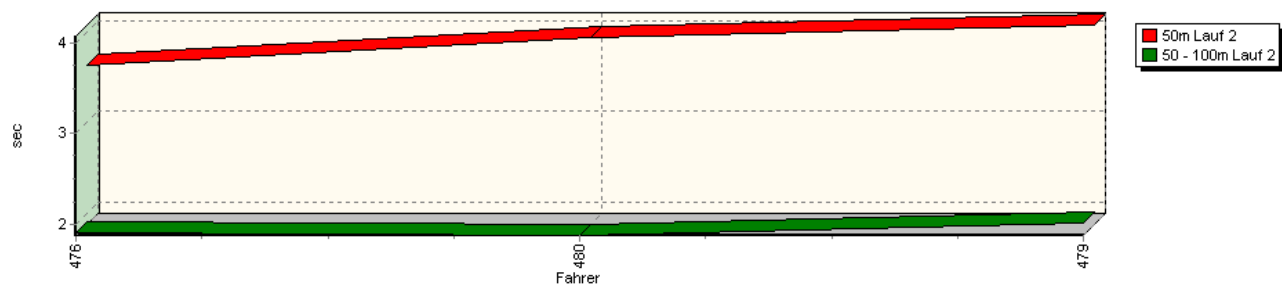


## Sektorzeiten & Speeds - Rennen - Gruppe FS/E1-Bergrennen/E2-SH

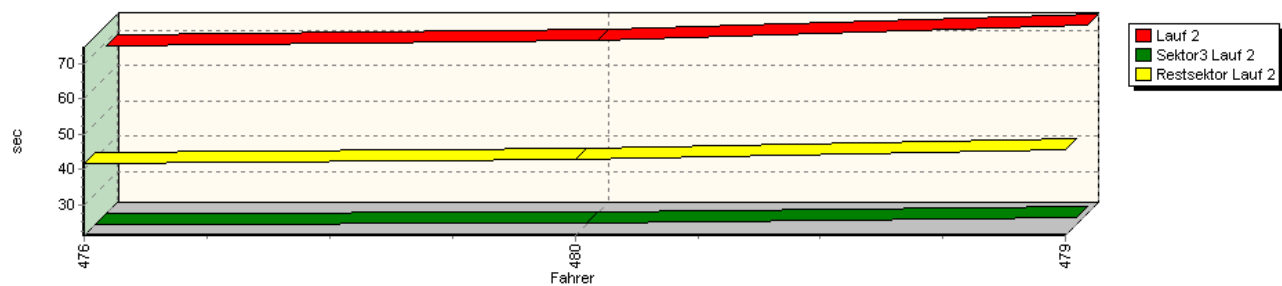
Speed-Diagramm Lauf 2



Sektor-Diagramm (Start) Lauf 2

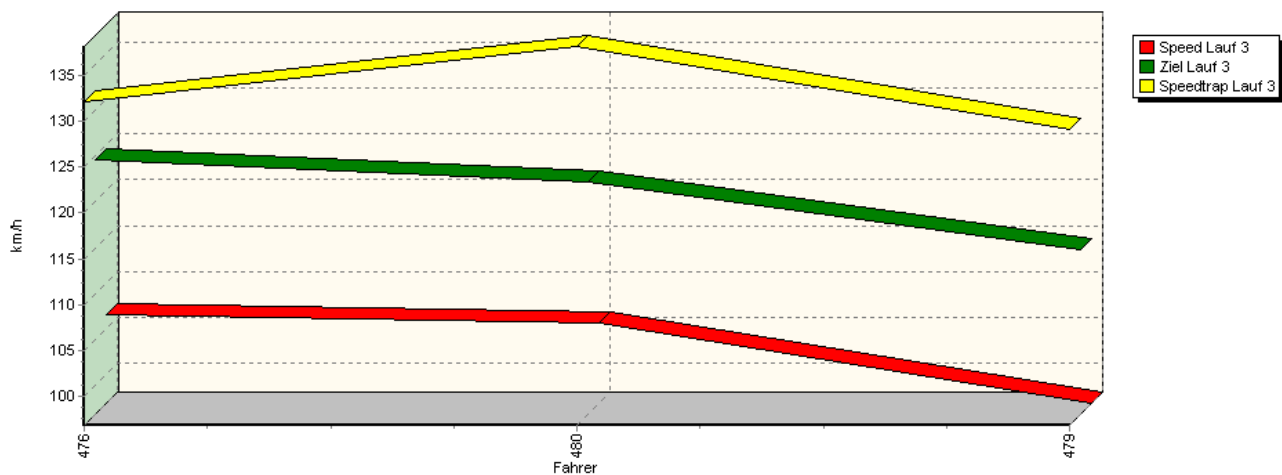


Sektor-Diagramm (Rest) Lauf 2

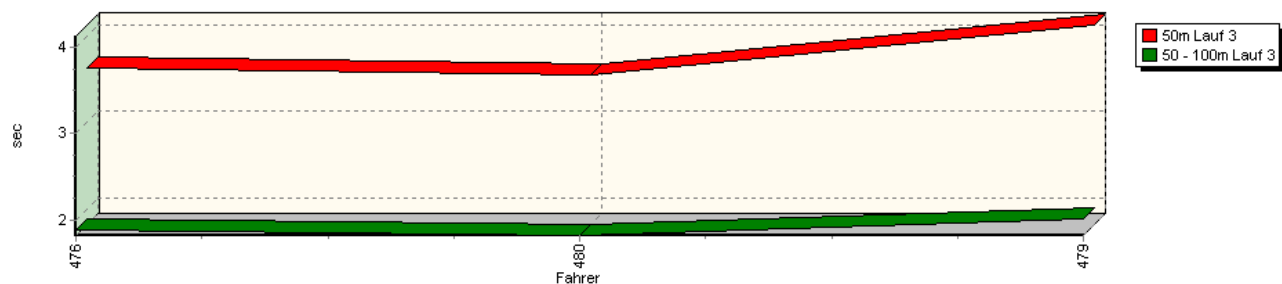


## Sektorzeiten & Speeds - Rennen - Gruppe FS/E1-Bergrennen/E2-SH

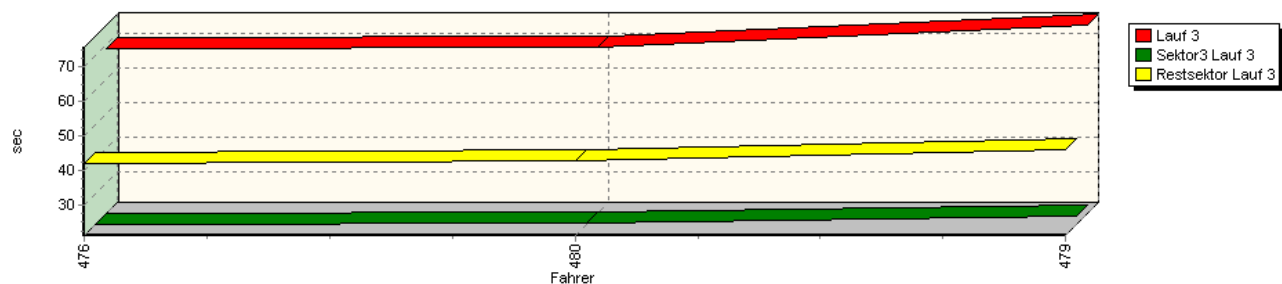
Speed-Diagramm Lauf 3



Sektor-Diagramm (Start) Lauf 3

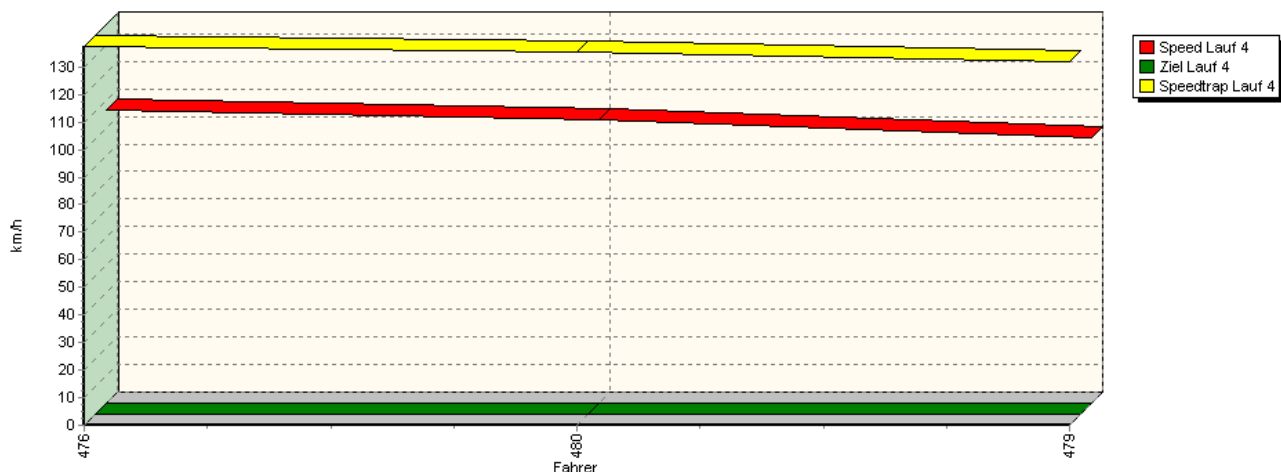


Sektor-Diagramm (Rest) Lauf 3

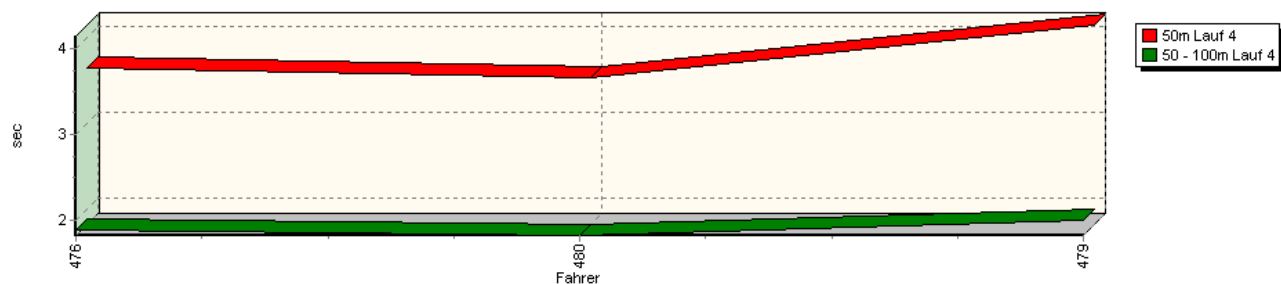


## Sektorzeiten & Speeds - Rennen - Gruppe FS/E1-Bergrennen/E2-SH

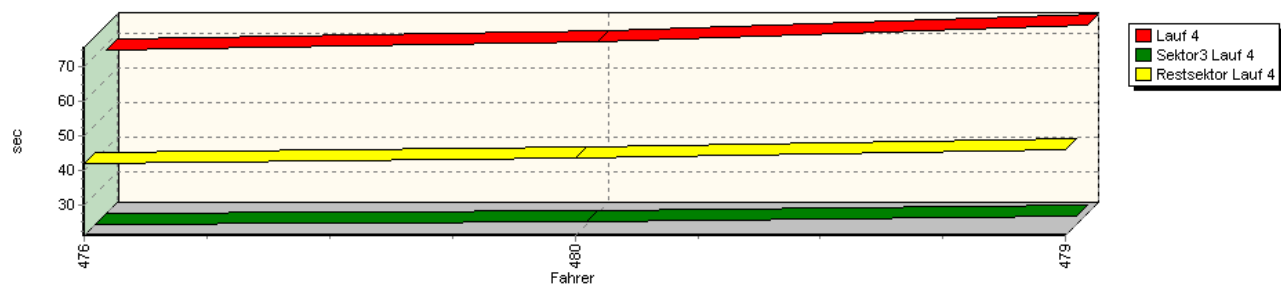
Speed-Diagramm Lauf 4



Sektor-Diagramm (Start) Lauf 4



Sektor-Diagramm (Rest) Lauf 4



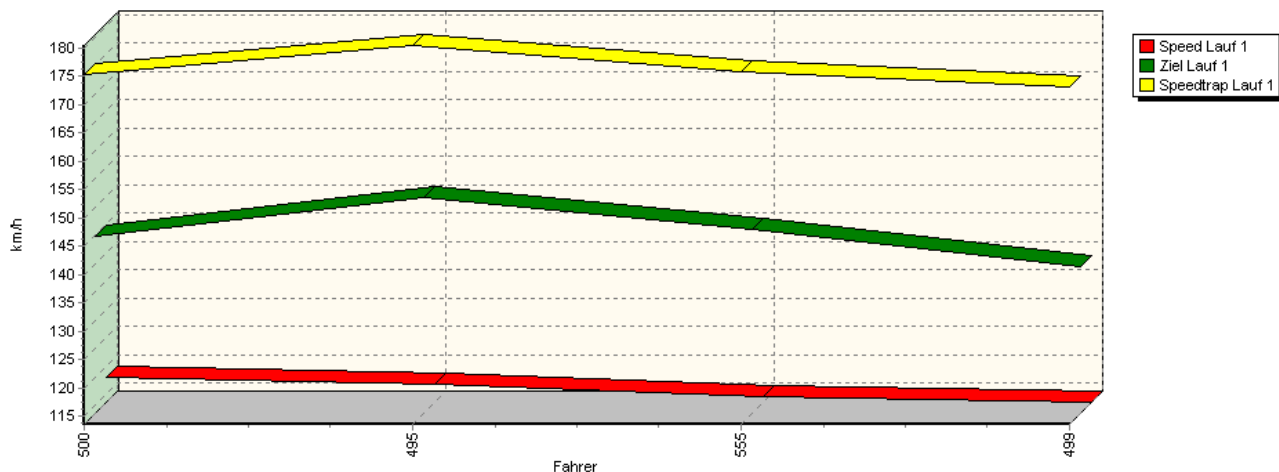
Rg.	Nr.	Sektor 1 (50m)	Sektor 2 (50-100m)	Sektor 3	Speed Trap	Sektor 4	Speed (Ziel)	Laufzeit	Speed (Lauf)	
1	476	<b>SCHIERMEISTER Arne</b>		Opel Kadett D 16V						
		Lauf 1:	00:03.633	00:01.905	00:21.541	140,68 km/h	00:42.375	126,55 km/h	01:09.454	105,22 km/h
		Lauf 2:	00:03.630	00:01.899	00:21.244	144,96 km/h	00:41.739	127,35 km/h	01:08.512	106,67 km/h
		Lauf 3:	00:03.629	00:01.882	00:21.093	132,06 km/h	00:42.023	124,54 km/h	01:08.627	106,49 km/h
		Lauf 4:	00:03.633	00:01.895	00:21.214	137,39 km/h	00:41.961	0,00 km/h	01:08.703	106,37 km/h



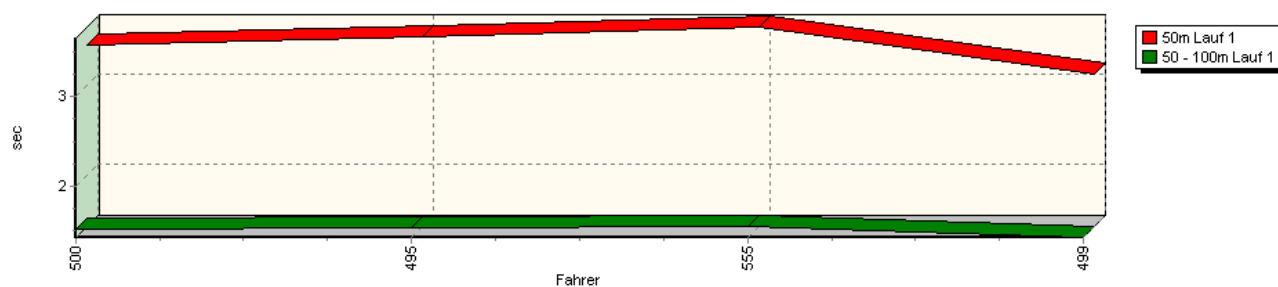
## Sektorzeiten & Speeds - Rennen - Gruppe FS/E1-Bergrennen/E2-SH

Rg.	Nr.		Sektor 1 (50m)	Sektor 2 (50-100m)	Sektor 3	Speed Trap	Sektor 4	Speed (Ziel)	Laufzeit	Speed (Lauf)
2	480	<b>MIETHKE Günter</b>		VW Käfer 1302 RS						
		Lauf 1:	00:03.652	00:01.838	00:21.785	137,93 km/h	00:42.577	121,89 km/h	01:09.852	104,62 km/h
		Lauf 2:	00:03.941	00:01.874	00:21.674	136,89 km/h	00:42.771	123,42 km/h	01:10.260	104,01 km/h
		Lauf 3:	00:03.548	00:01.821	00:21.312	138,16 km/h	00:42.495	122,16 km/h	01:09.176	105,64 km/h
		Lauf 4:	00:03.534	00:01.826	00:21.894	135,22 km/h	00:43.741	0,00 km/h	01:10.995	102,94 km/h
3	479	<b>FERNER Kevin</b>		VW HIQ Polo G60						
		Lauf 1:	00:04.053	00:02.001	00:23.327	130,83 km/h	00:46.529	114,10 km/h	01:15.910	96,27 km/h
		Lauf 2:	00:04.075	00:02.007	00:23.035	132,62 km/h	00:45.456	119,04 km/h	01:14.573	98,00 km/h
		Lauf 3:	00:04.123	00:02.007	00:23.360	129,15 km/h	00:45.957	114,78 km/h	01:15.447	96,86 km/h
		Lauf 4:	00:04.138	00:02.010	00:23.528	131,69 km/h	00:46.065	0,00 km/h	01:15.741	96,49 km/h

Speed-Diagramm Lauf 1

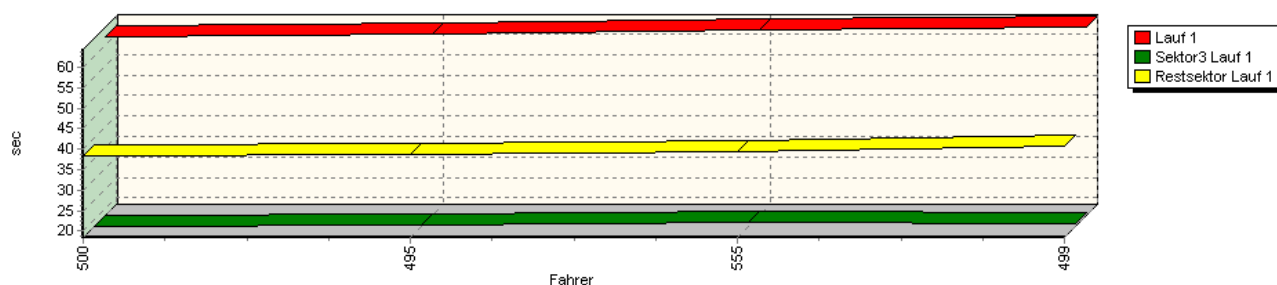


Sektor-Diagramm (Start) Lauf 1

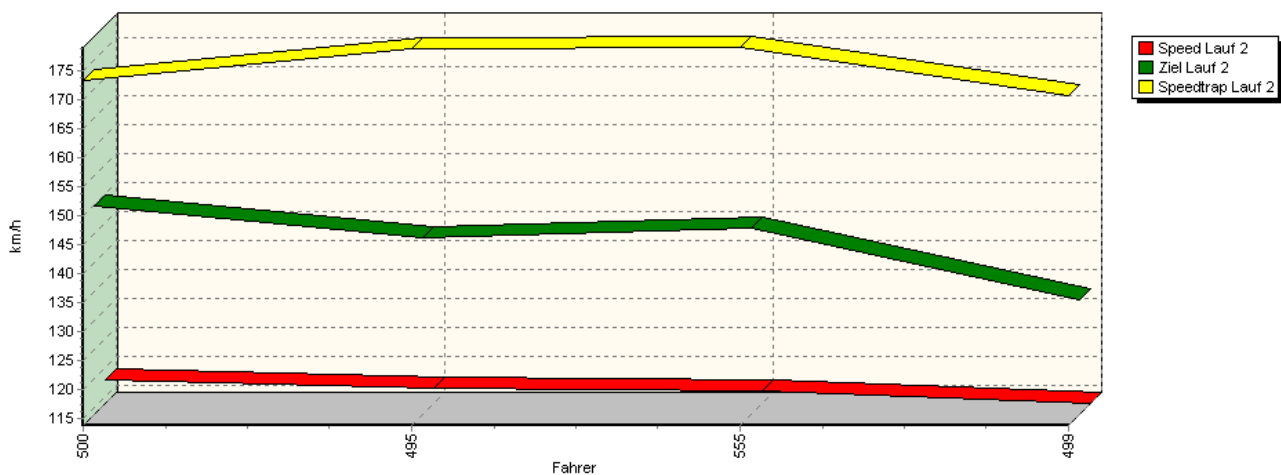


## Sektorzeiten & Speeds - Rennen - Gruppe FS/E1-Bergrennen/E2-SH

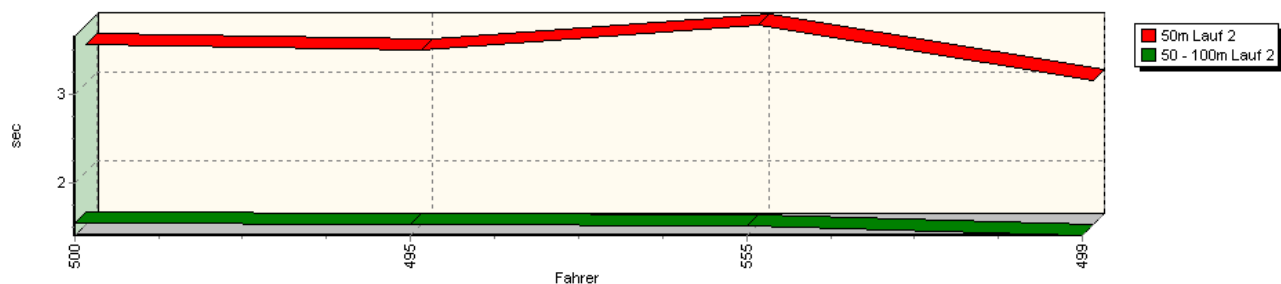
Sektor-Diagramm (Rest) Lauf 1



Speed-Diagramm Lauf 2

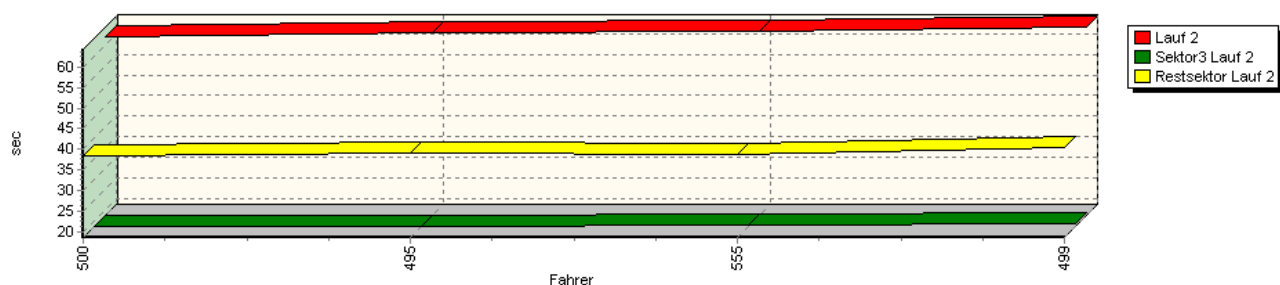


Sektor-Diagramm (Start) Lauf 2

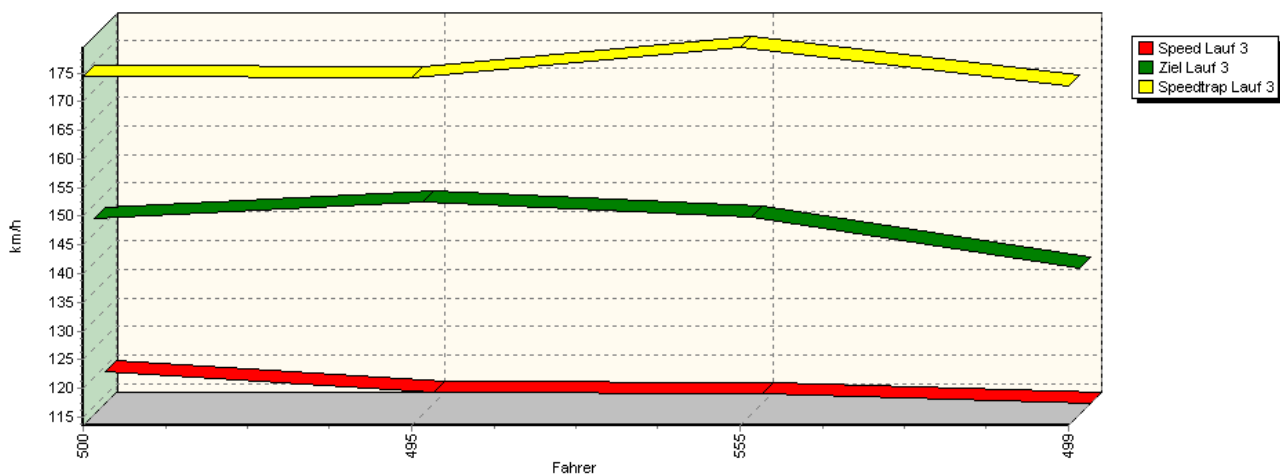


## Sektorzeiten & Speeds - Rennen - Gruppe FS/E1-Bergrennen/E2-SH

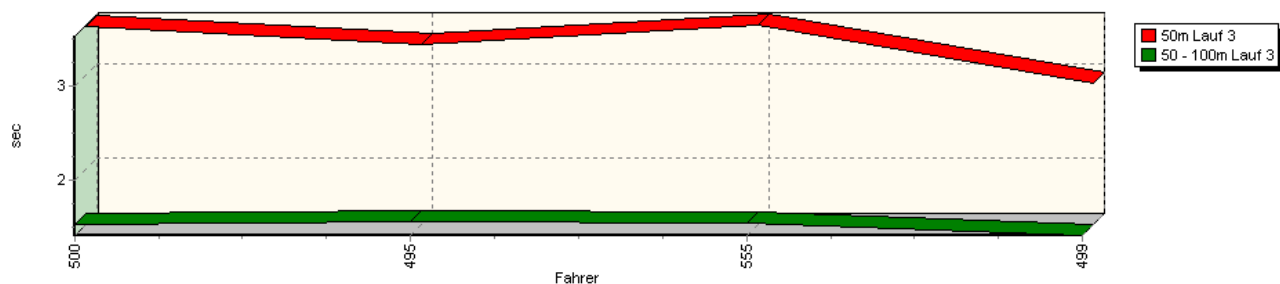
Sektor-Diagramm (Rest) Lauf 2



Speed-Diagramm Lauf 3

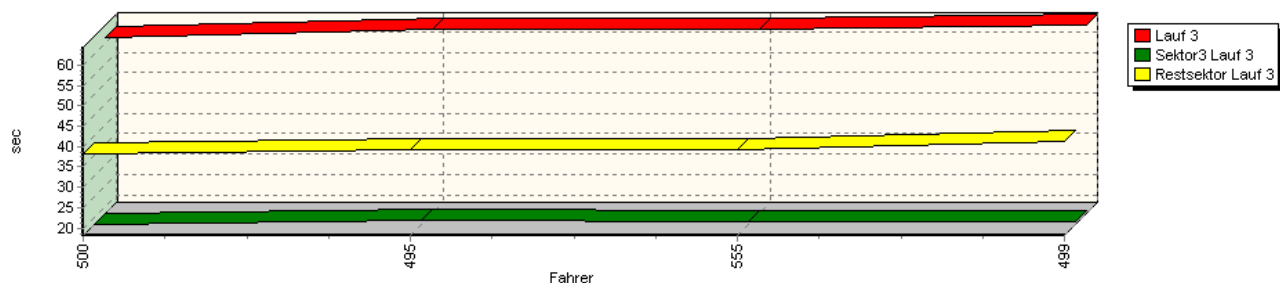


Sektor-Diagramm (Start) Lauf 3

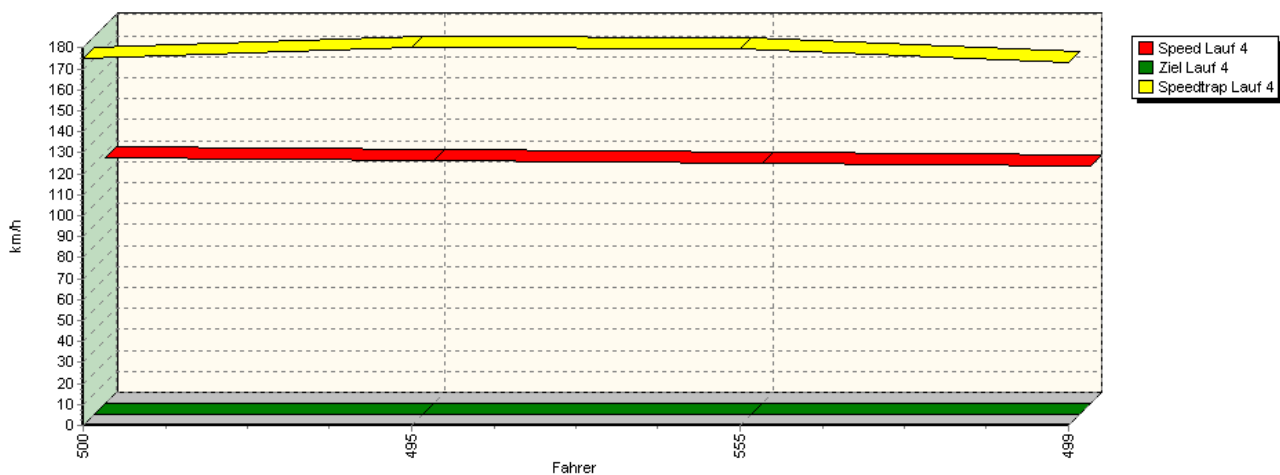


## Sektorzeiten & Speeds - Rennen - Gruppe FS/E1-Bergrennen/E2-SH

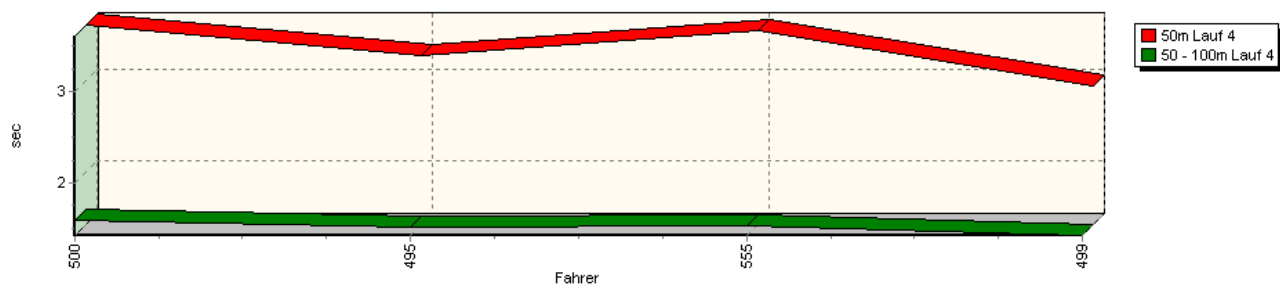
Sektor-Diagramm (Rest) Lauf 3



Speed-Diagramm Lauf 4

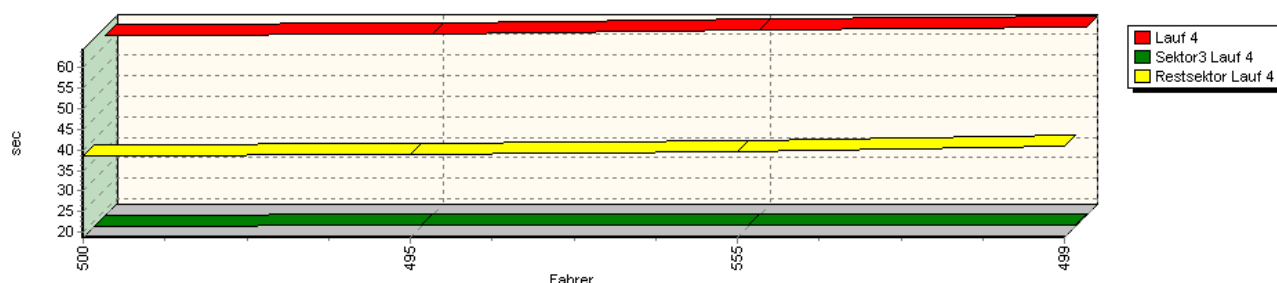


Sektor-Diagramm (Start) Lauf 4



## Sektorzeiten & Speeds - Rennen - Gruppe FS/E1-Bergrennen/E2-SH

Sektor-Diagramm (Rest) Lauf 4



Rg.	Nr.	Sektor 1 (50m)	Sektor 2 (50-100m)	Sektor 3	Speed Trap	Sektor 4	Speed (Ziel)	Laufzeit	Speed (Lauf)	
1	500	<b>BRENNER Norbert</b>		DTM Opel Astra V8						
		Lauf 1:	00:03.447	00:01.530	00:18.449	175,21 km/h	00:38.487	144,72 km/h	01:01.913	118,04 km/h
		Lauf 2:	00:03.423	00:01.557	00:18.659	173,27 km/h	00:38.425	149,61 km/h	01:02.064	117,75 km/h
		Lauf 3:	00:03.517	00:01.531	00:18.176	174,41 km/h	00:38.150	147,62 km/h	01:01.374	119,07 km/h
		Lauf 4:	00:03.614	00:01.585	00:18.687	174,85 km/h	00:38.579	0,00 km/h	01:02.465	116,99 km/h
2	495	<b>STOLZ Herbert</b>		Porsche 935 DP II						
		Lauf 1:	00:03.535	00:01.545	00:18.881	180,39 km/h	00:38.601	151,69 km/h	01:02.562	116,81 km/h
		Lauf 2:	00:03.371	00:01.537	00:18.706	178,84 km/h	00:39.174	144,09 km/h	01:02.788	116,39 km/h
		Lauf 3:	00:03.323	00:01.555	00:19.054	174,07 km/h	00:39.403	150,51 km/h	01:03.335	115,39 km/h
		Lauf 4:	00:03.277	00:01.508	00:19.120	180,32 km/h	00:39.024	0,00 km/h	01:02.929	116,13 km/h
3	555	<b>SCHREY Daniel</b>		Dodge Viper GTS-R						
		Lauf 1:	00:03.648	00:01.558	00:19.333	175,71 km/h	00:39.239	145,95 km/h	01:03.778	114,58 km/h
		Lauf 2:	00:03.645	00:01.522	00:19.071	179,02 km/h	00:38.909	145,98 km/h	01:03.147	115,73 km/h
		Lauf 3:	00:03.528	00:01.543	00:18.983	179,48 km/h	00:39.361	147,82 km/h	01:03.415	115,24 km/h
		Lauf 4:	00:03.546	00:01.528	00:19.023	179,67 km/h	00:39.685	0,00 km/h	01:03.782	114,58 km/h
4	499	<b>HANDA Norbert</b>		Lancia Delta Integrale Evo 3						
		Lauf 1:	00:03.121	00:01.437	00:19.190	172,96 km/h	00:40.604	139,47 km/h	01:04.352	113,56 km/h
		Lauf 2:	00:03.024	00:01.414	00:19.370	170,63 km/h	00:40.473	133,41 km/h	01:04.281	113,69 km/h
		Lauf 3:	00:02.916	00:01.412	00:18.760	172,77 km/h	00:41.294	139,05 km/h	01:04.382	113,51 km/h
		Lauf 4:	00:02.941	00:01.416	00:19.151	172,86 km/h	00:40.966	0,00 km/h	01:04.474	113,35 km/h