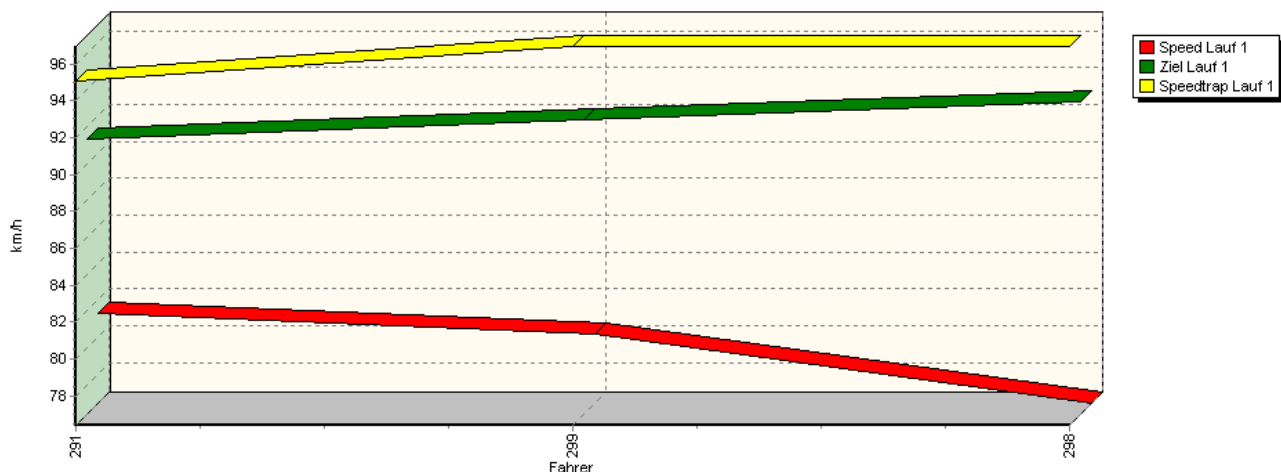
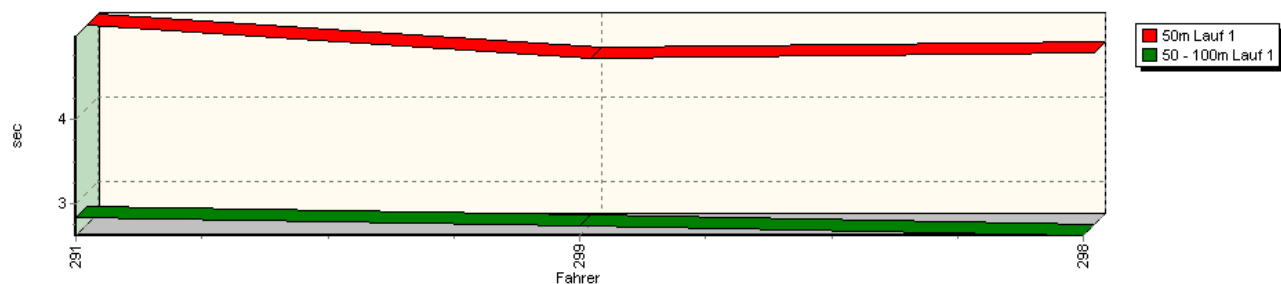


Sektorzeiten & Speeds - Rennen - BCT + NSU TT Trophy

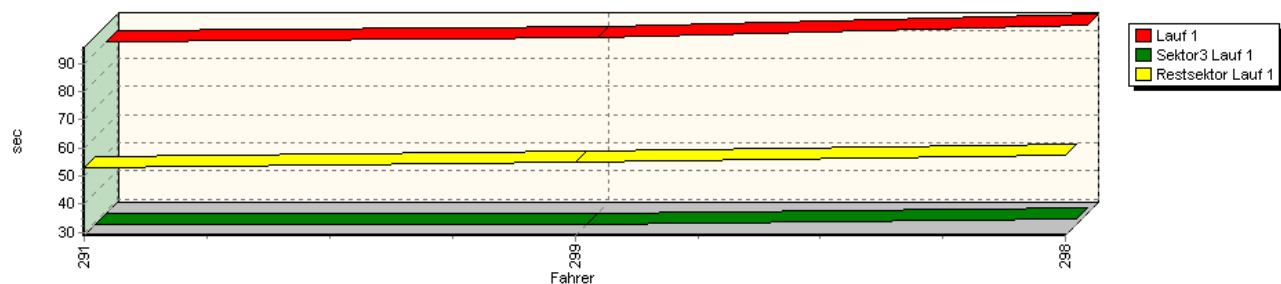
Speed-Diagramm Lauf 1



Sektor-Diagramm (Start) Lauf 1

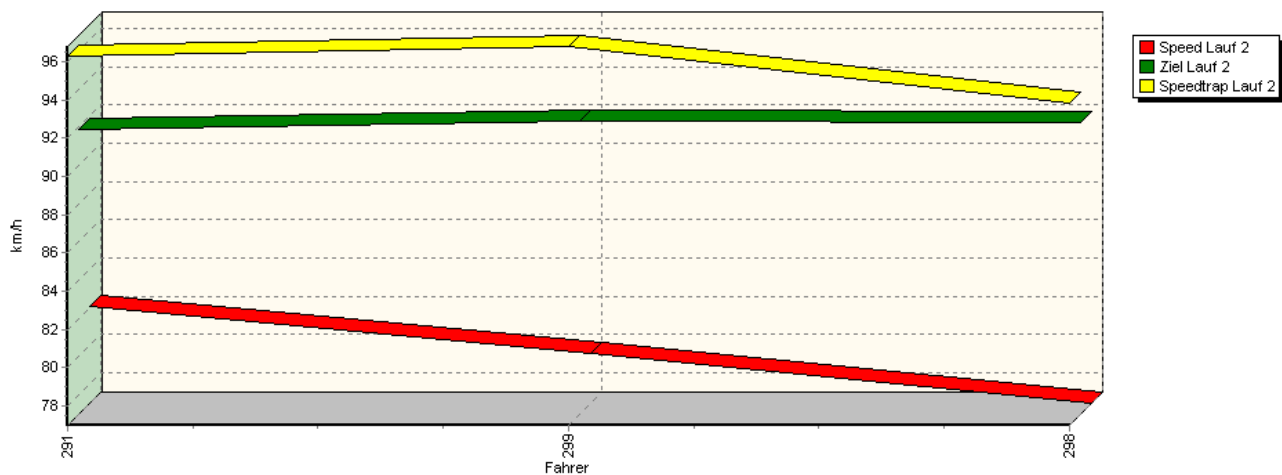


Sektor-Diagramm (Rest) Lauf 1

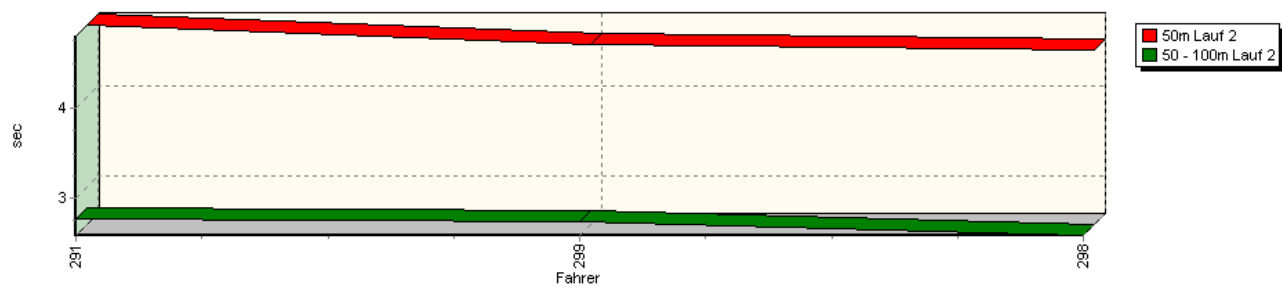


Sektorzeiten & Speeds - Rennen - BCT + NSU TT Trophy

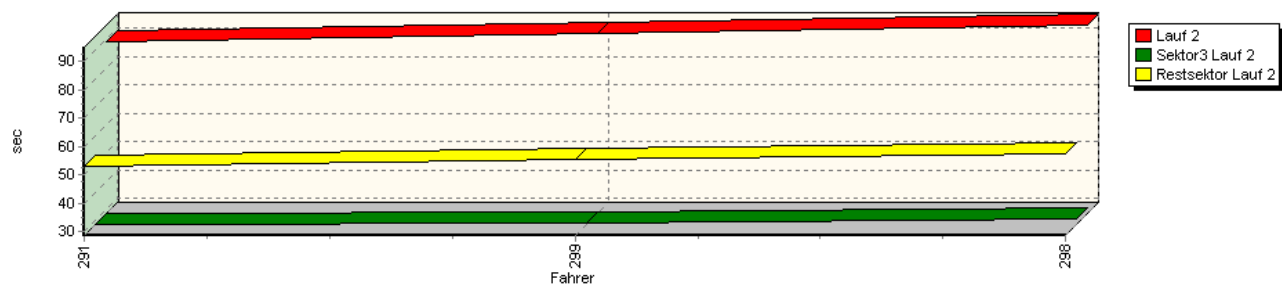
Speed-Diagramm Lauf 2



Sektor-Diagramm (Start) Lauf 2

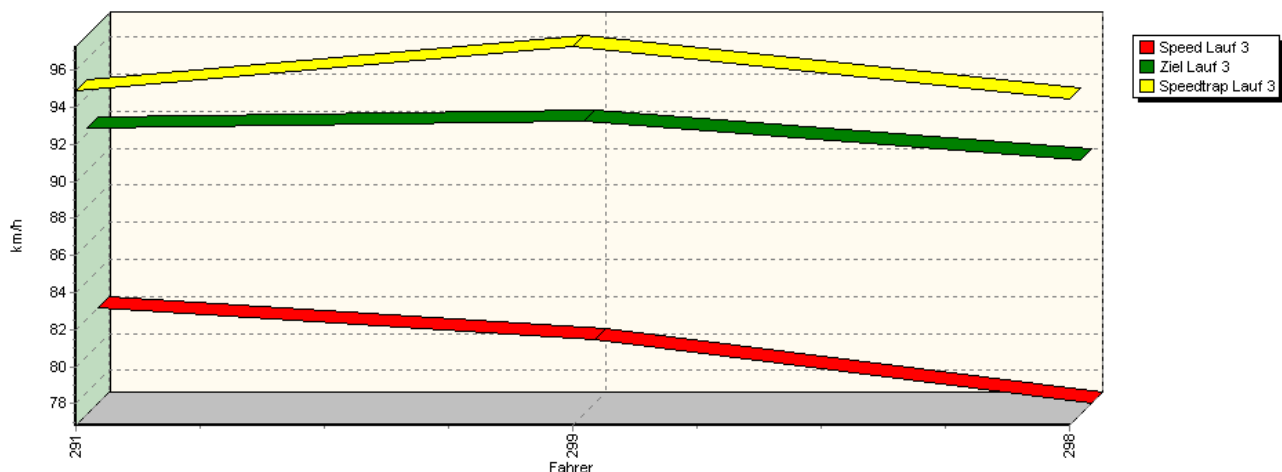


Sektor-Diagramm (Rest) Lauf 2

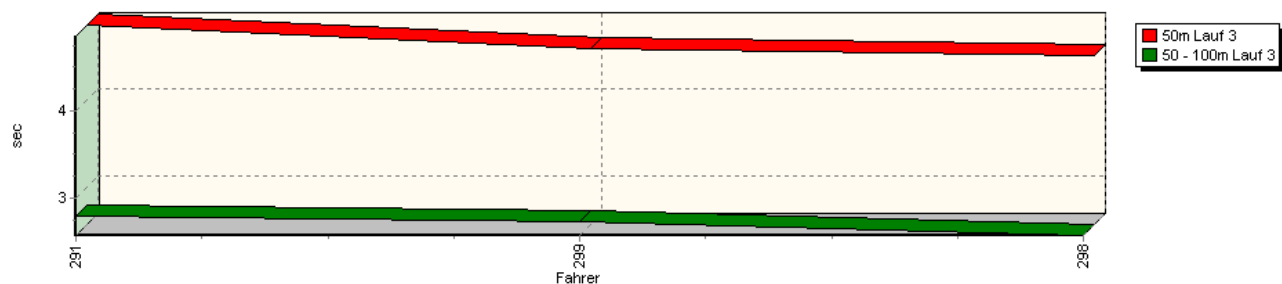


Sektorzeiten & Speeds - Rennen - BCT + NSU TT Trophy

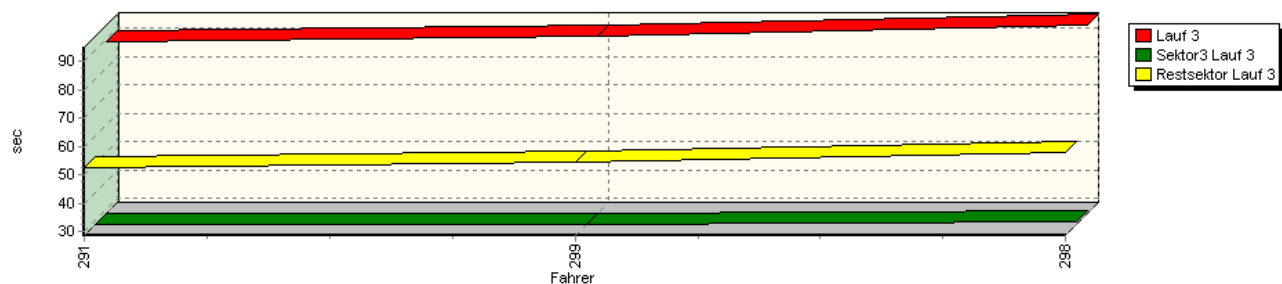
Speed-Diagramm Lauf 3



Sektor-Diagramm (Start) Lauf 3

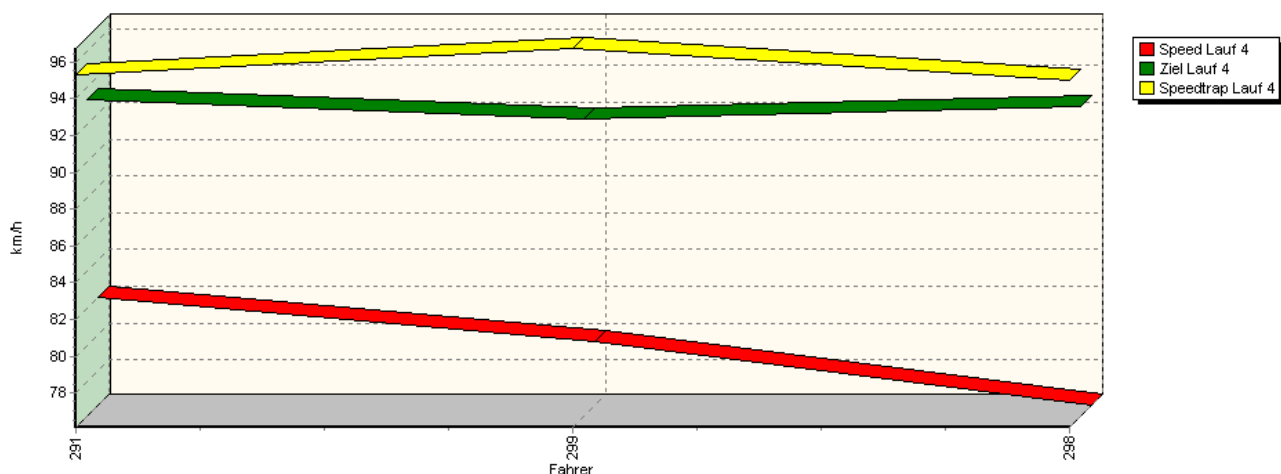


Sektor-Diagramm (Rest) Lauf 3

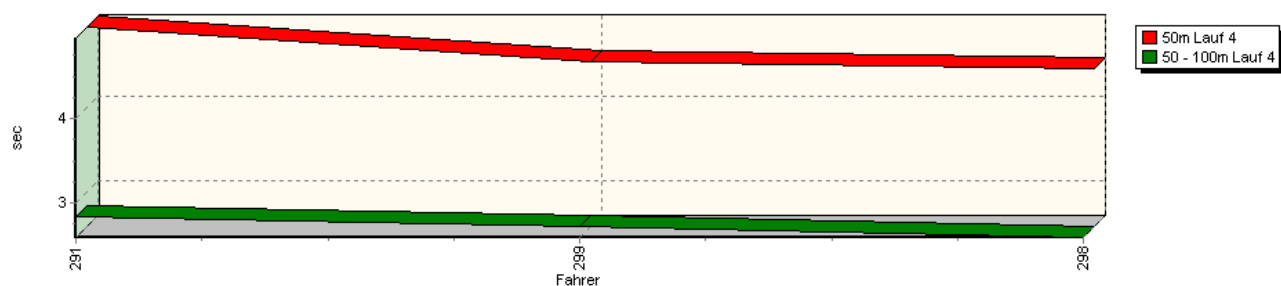


Sektorzeiten & Speeds - Rennen - BCT + NSU TT Trophy

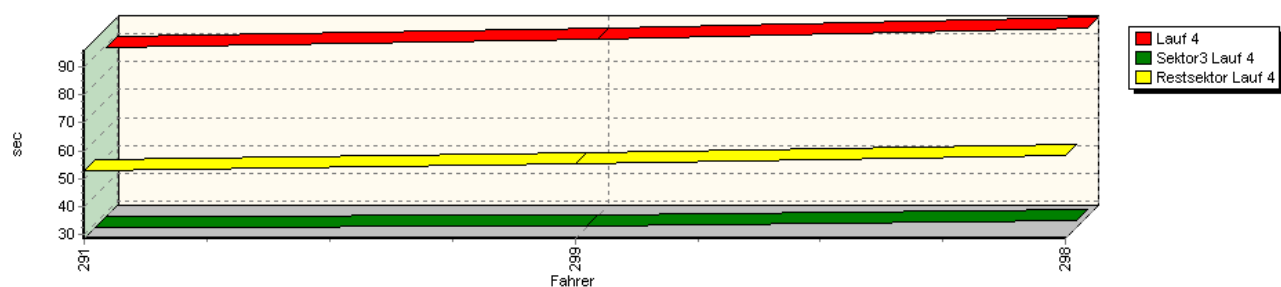
Speed-Diagramm Lauf 4



Sektor-Diagramm (Start) Lauf 4



Sektor-Diagramm (Rest) Lauf 4

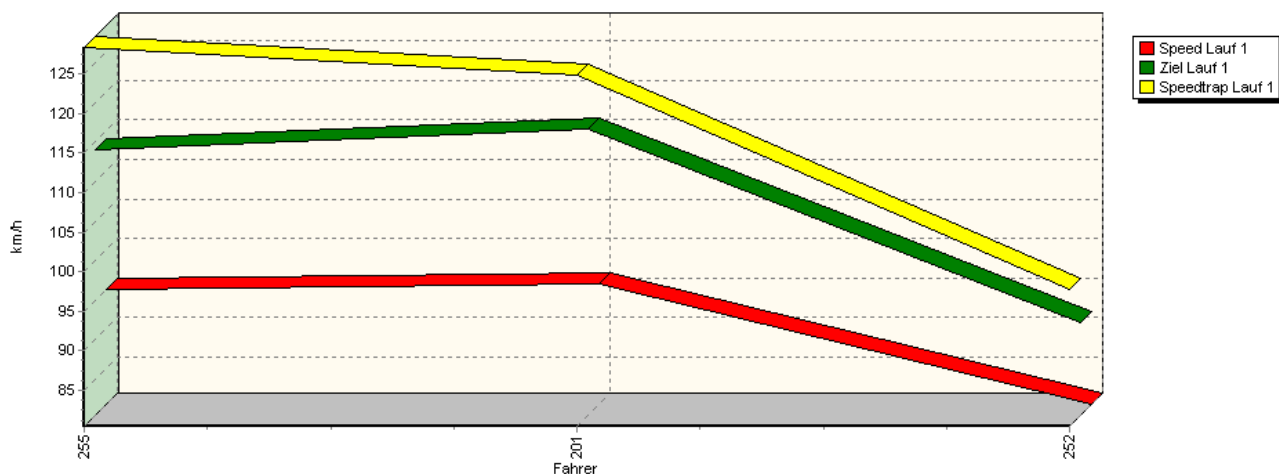


Rg.	Nr.	Sektor 1 (50m)	Sektor 2 (50-100m)	Sektor 3	Speed Trap	Sektor 4	Speed (Ziel)	Laufzeit	Speed (Lauf)	
1	291	KOHLHAAS Jürgen		Rover Mini						
		Lauf 1:	00:04.979	00:02.834	00:28.945	95,10 km/h	00:53.200	91,34 km/h	01:29.958	81,24 km/h
		Lauf 2:	00:04.810	00:02.777	00:28.627	96,29 km/h	00:52.839	91,88 km/h	01:29.053	82,06 km/h
		Lauf 3:	00:04.849	00:02.800	00:28.749	94,90 km/h	00:52.733	92,31 km/h	01:29.131	81,99 km/h
		Lauf 4:	00:04.948	00:02.830	00:28.537	95,27 km/h	00:52.764	93,38 km/h	01:29.079	82,04 km/h

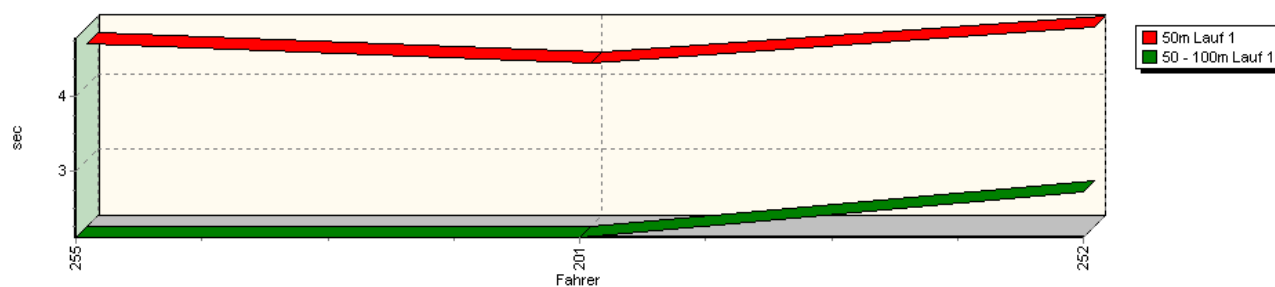
Sektorzeiten & Speeds - Rennen - BCT + NSU TT Trophy

Rg.	Nr.		Sektor 1 (50m)	Sektor 2 (50-100m)	Sektor 3	Speed Trap	Sektor 4	Speed (Ziel)	Laufzeit	Speed (Lauf)
2	299	LOJEWSKI Timo		Rover Mini						
		Lauf 1:	00:04.592	00:02.732	00:28.942	96,94 km/h	00:54.905	92,37 km/h	01:31.171	80,16 km/h
		Lauf 2:	00:04.595	00:02.736	00:29.085	96,80 km/h	00:55.423	92,33 km/h	01:31.839	79,57 km/h
		Lauf 3:	00:04.588	00:02.729	00:28.911	97,28 km/h	00:54.817	92,62 km/h	01:31.045	80,27 km/h
		Lauf 4:	00:04.541	00:02.714	00:29.006	96,73 km/h	00:55.557	92,30 km/h	01:31.818	79,59 km/h
3	298	FRANZ Eleonore		Rover Mini						
		Lauf 1:	00:04.651	00:02.624	00:30.909	96,96 km/h	00:57.470	93,36 km/h	01:35.654	76,40 km/h
		Lauf 2:	00:04.525	00:02.587	00:30.349	93,85 km/h	00:57.447	92,25 km/h	01:34.908	77,00 km/h
		Lauf 3:	00:04.507	00:02.572	00:29.874	94,43 km/h	00:58.153	90,58 km/h	01:35.106	76,84 km/h
		Lauf 4:	00:04.448	00:02.582	00:30.848	95,01 km/h	00:58.095	92,98 km/h	01:35.973	76,15 km/h

Speed-Diagramm Lauf 1

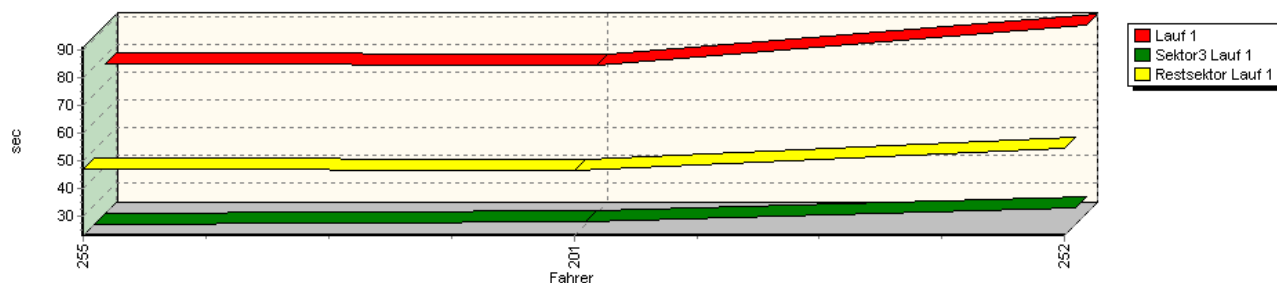


Sektor-Diagramm (Start) Lauf 1

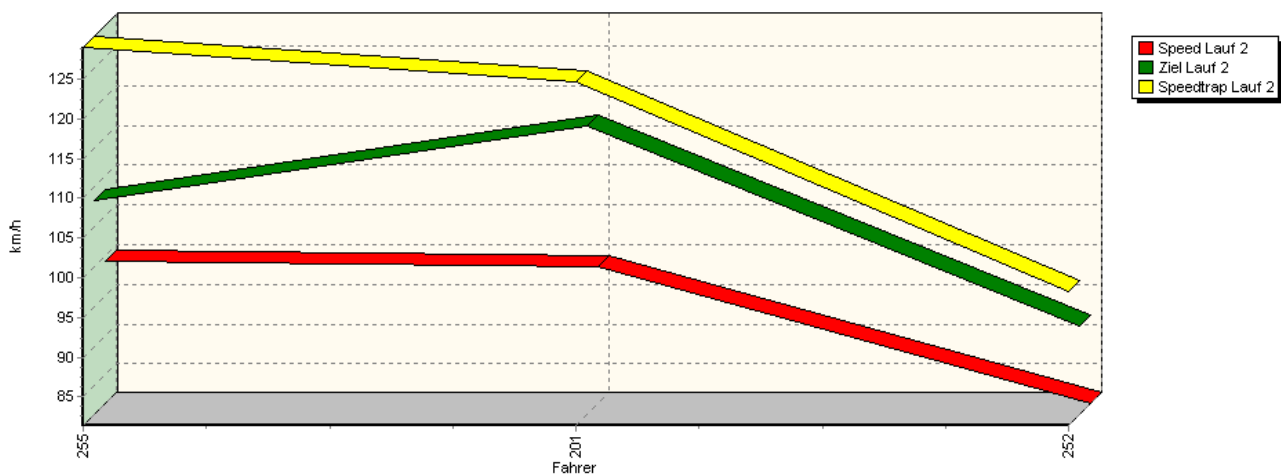


Sektorzeiten & Speeds - Rennen - BCT + NSU TT Trophy

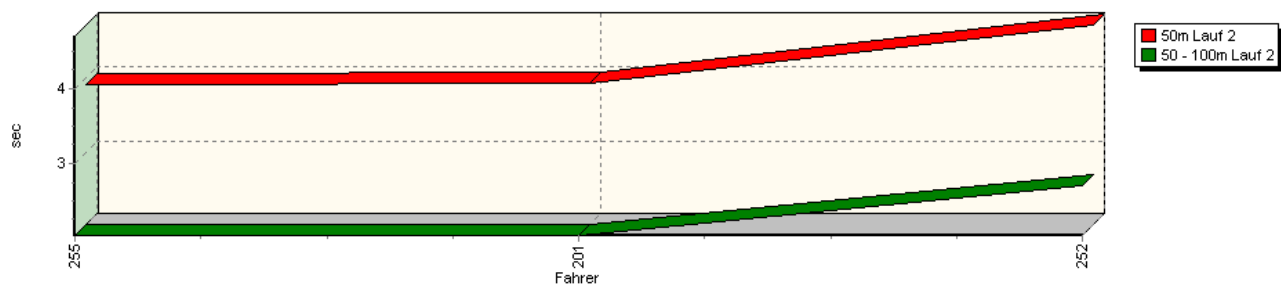
Sektor-Diagramm (Rest) Lauf 1



Speed-Diagramm Lauf 2

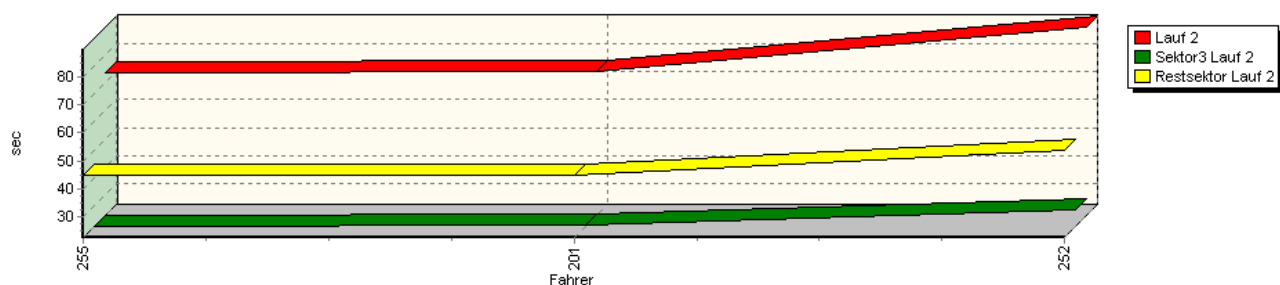


Sektor-Diagramm (Start) Lauf 2

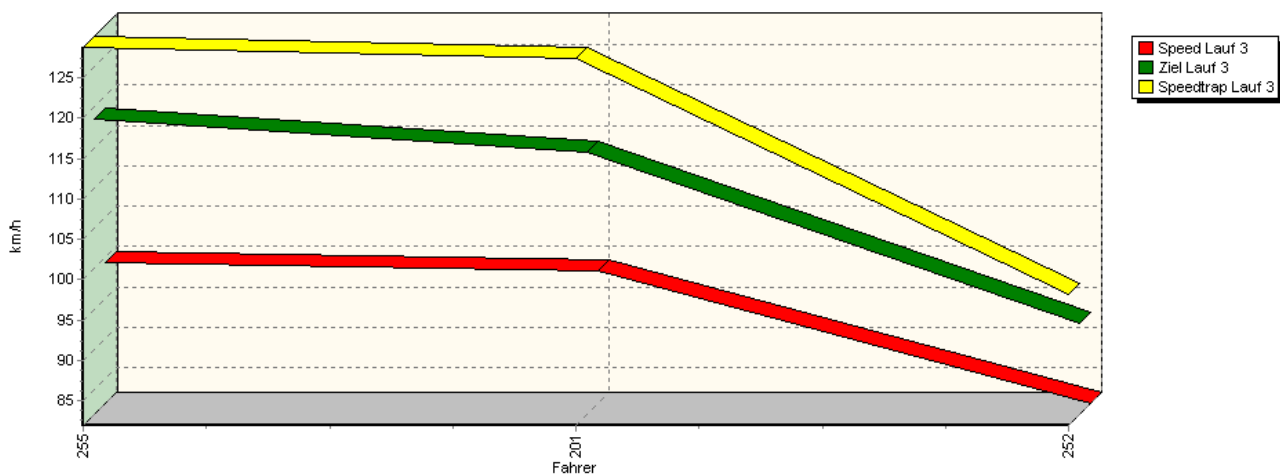


Sektorzeiten & Speeds - Rennen - BCT + NSU TT Trophy

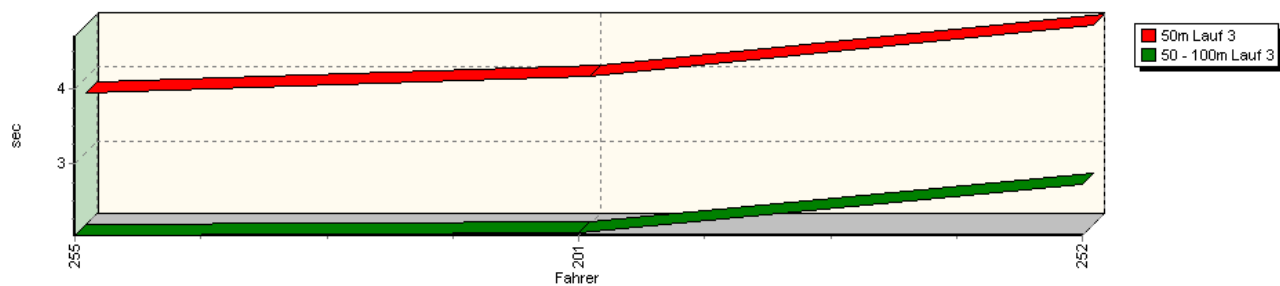
Sektor-Diagramm (Rest) Lauf 2



Speed-Diagramm Lauf 3

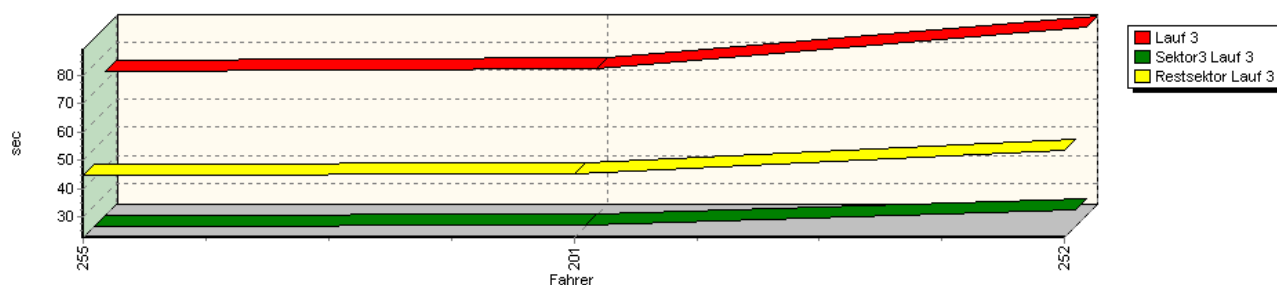


Sektor-Diagramm (Start) Lauf 3

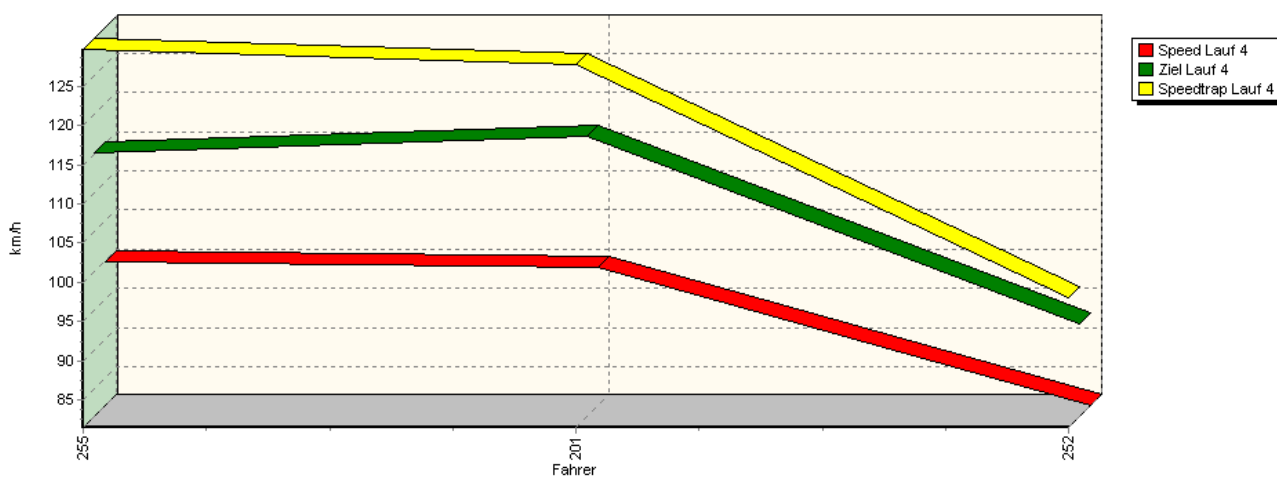


Sektorzeiten & Speeds - Rennen - BCT + NSU TT Trophy

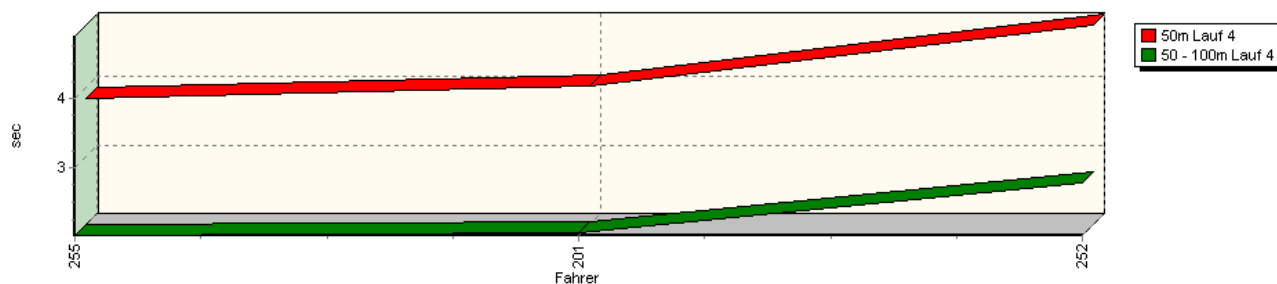
Sektor-Diagramm (Rest) Lauf 3



Speed-Diagramm Lauf 4

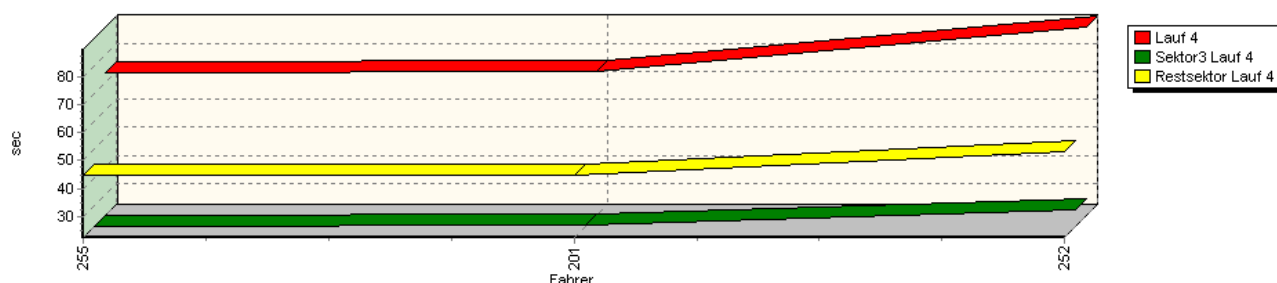


Sektor-Diagramm (Start) Lauf 4



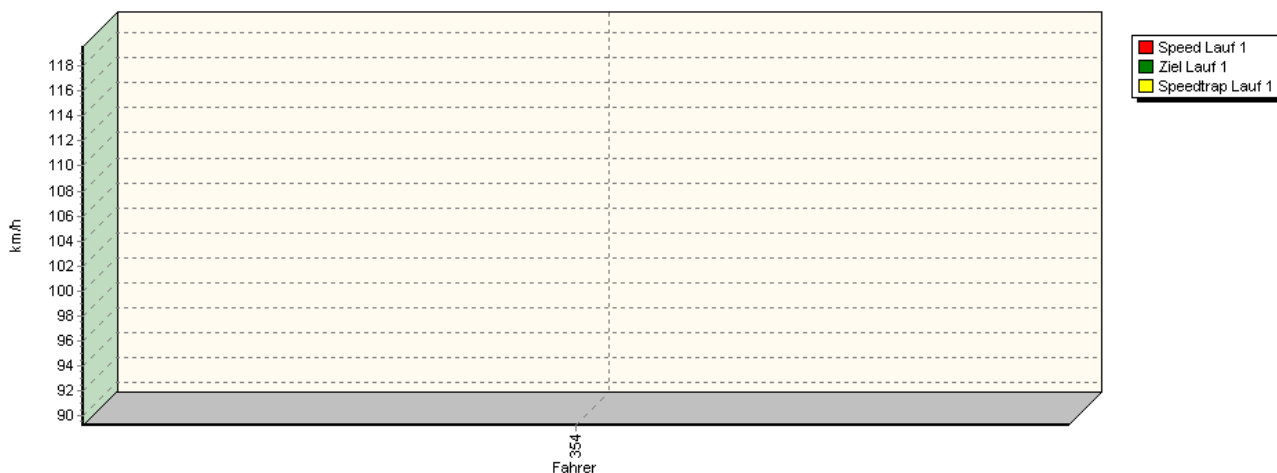
Sektorzeiten & Speeds - Rennen - BCT + NSU TT Trophy

Sektor-Diagramm (Rest) Lauf 4



Rg.	Nr.	Sektor 1 (50m)	Sektor 2 (50-100m)	Sektor 3	Speed Trap	Sektor 4	Speed (Ziel)	Laufzeit	Speed (Lauf)	
1	255	TEUSCHER Marco		Mini Leyland						
		Lauf 1:	00:04.543	00:02.112	00:23.068	128,35 km/h	00:47.196	114,06 km/h	01:16.919	95,01 km/h
		Lauf 2:	00:03.902	00:02.041	00:22.738	128,99 km/h	00:44.954	108,37 km/h	01:13.635	99,25 km/h
		Lauf 3:	00:03.786	00:02.028	00:22.736	128,79 km/h	00:44.933	118,54 km/h	01:13.483	99,45 km/h
		Lauf 4:	00:03.852	00:02.022	00:22.603	129,71 km/h	00:44.706	115,16 km/h	01:13.183	99,86 km/h
2	201	WASSONG Detlev		Mini 1300						
		Lauf 1:	00:04.288	00:02.108	00:23.822	124,92 km/h	00:46.244	116,57 km/h	01:16.462	95,58 km/h
		Lauf 2:	00:03.909	00:02.042	00:23.184	124,68 km/h	00:44.998	117,69 km/h	01:14.133	98,58 km/h
		Lauf 3:	00:04.006	00:02.074	00:23.191	127,37 km/h	00:45.081	114,45 km/h	01:14.352	98,29 km/h
		Lauf 4:	00:04.031	00:02.057	00:22.947	127,69 km/h	00:44.746	117,12 km/h	01:13.781	99,05 km/h
3	252	KEISELT Stephan		Mini Cooper						
		Lauf 1:	00:04.769	00:02.721	00:29.067	97,83 km/h	00:54.266	92,18 km/h	01:30.823	80,46 km/h
		Lauf 2:	00:04.691	00:02.710	00:28.646	98,27 km/h	00:53.719	92,47 km/h	01:29.766	81,41 km/h
		Lauf 3:	00:04.695	00:02.722	00:28.485	98,13 km/h	00:53.265	93,17 km/h	01:29.167	81,96 km/h
		Lauf 4:	00:04.906	00:02.783	00:28.759	98,04 km/h	00:53.263	93,21 km/h	01:29.711	81,46 km/h

Speed-Diagramm Lauf 1






43. Osnabrücker ADAC Bergrennen

21. und 22. August 2010

Deutsche Bergmeisterschaft 2010

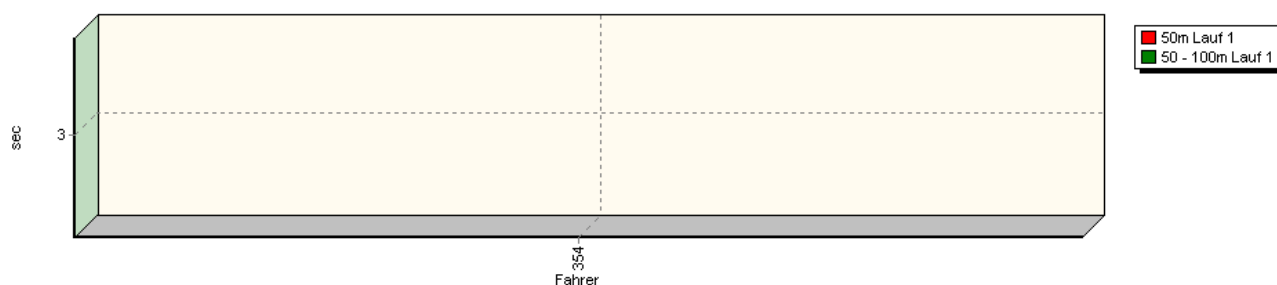
DMSB Bergpokal für Tourenwagen und Rennsportfahrzeuge

DMSB Classic-Berg-Pokal - KW Gruppe H Berg-Cup

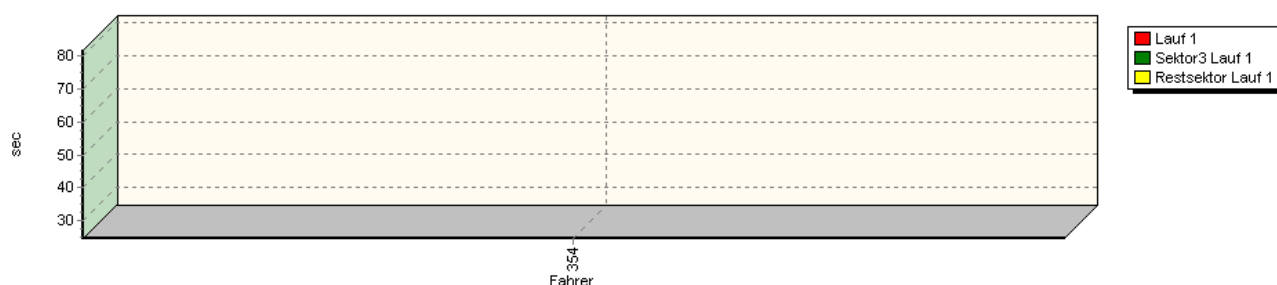


Sektorzeiten & Speeds - Rennen - BCT + NSU TT Trophy

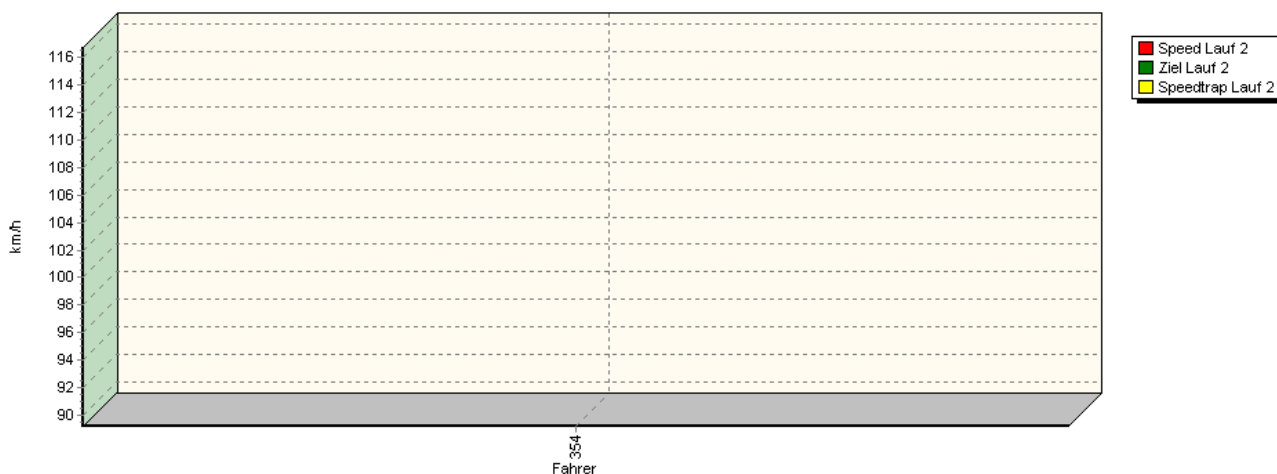
Sektor-Diagramm (Start) Lauf 1



Sektor-Diagramm (Rest) Lauf 1



Speed-Diagramm Lauf 2






43. Osnabrücker ADAC Bergrennen

21. und 22. August 2010

Deutsche Bergmeisterschaft 2010

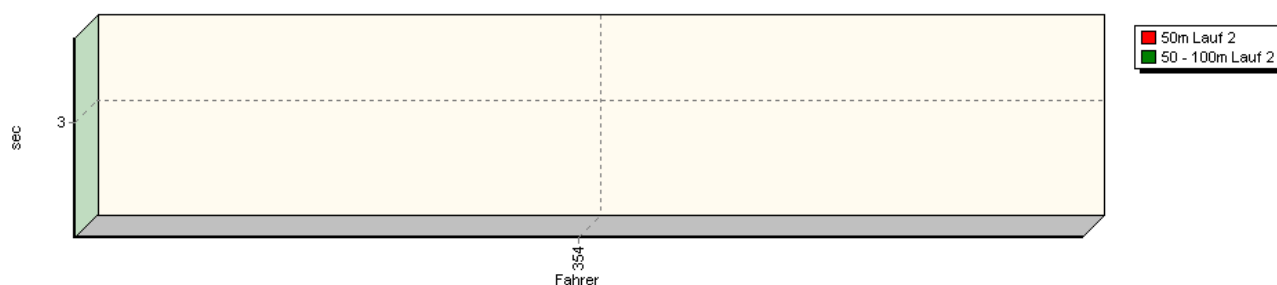
DMSB Bergpokal für Tourenwagen und Rennsportfahrzeuge

DMSB Classic-Berg-Pokal - KW Gruppe H Berg-Cup

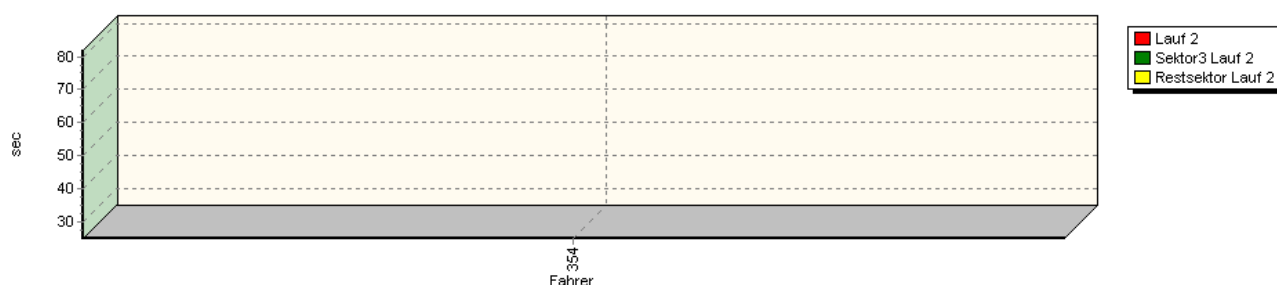


Sektorzeiten & Speeds - Rennen - BCT + NSU TT Trophy

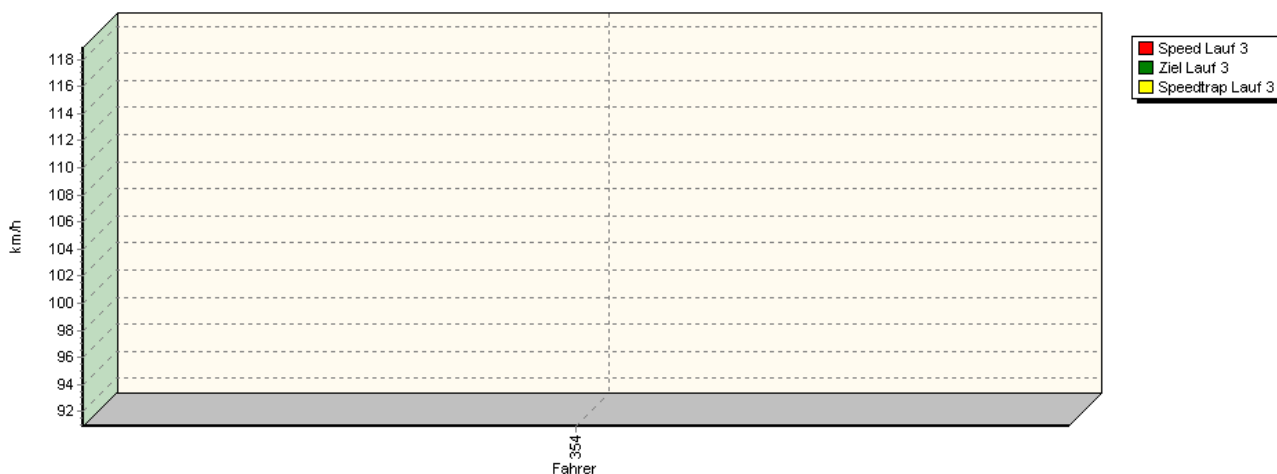
Sektor-Diagramm (Start) Lauf 2



Sektor-Diagramm (Rest) Lauf 2



Speed-Diagramm Lauf 3






43. Osnabrücker ADAC Bergrennen

21. und 22. August 2010

Deutsche Bergmeisterschaft 2010

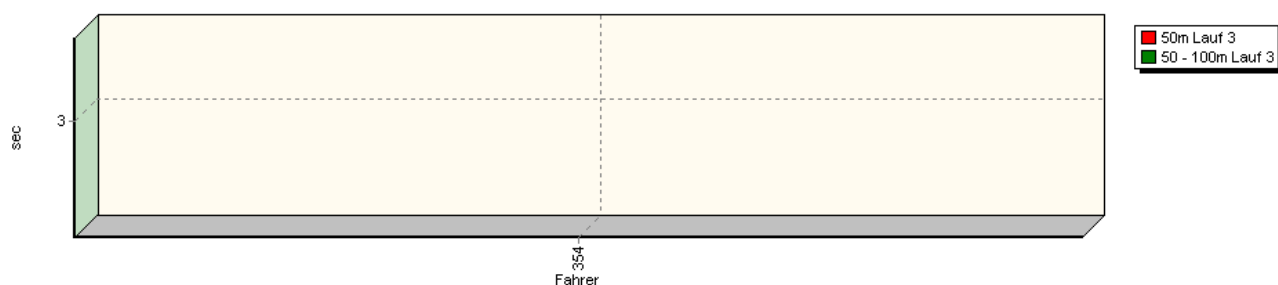
DMSB Bergpokal für Tourenwagen und Rennsportfahrzeuge

DMSB Classic-Berg-Pokal - KW Gruppe H Berg-Cup

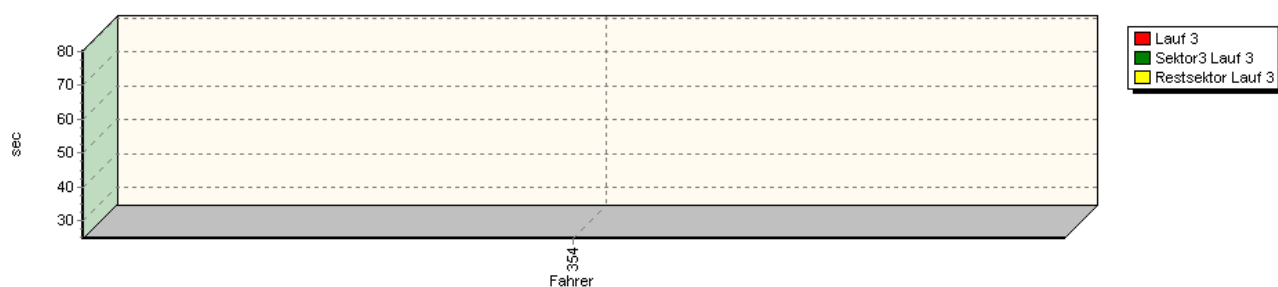


Sektorzeiten & Speeds - Rennen - BCT + NSU TT Trophy

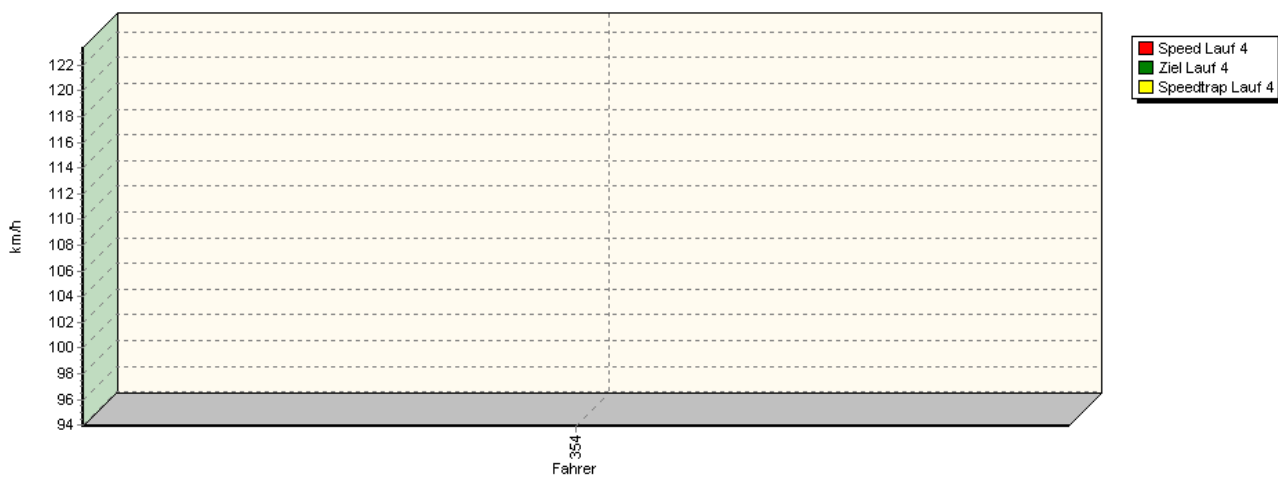
Sektor-Diagramm (Start) Lauf 3



Sektor-Diagramm (Rest) Lauf 3



Speed-Diagramm Lauf 4






43. Osnabrücker ADAC Bergrennen

21. und 22. August 2010

Deutsche Bergmeisterschaft 2010

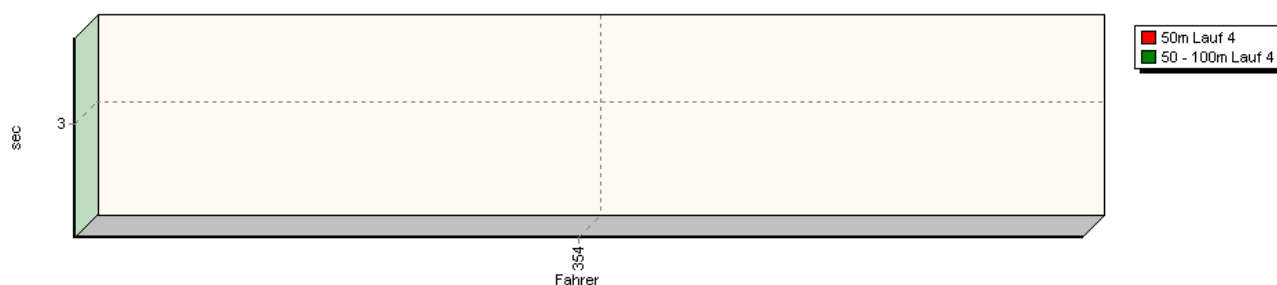
DMSB Bergpokal für Tourenwagen und Rennsportfahrzeuge

DMSB Classic-Berg-Pokal - KW Gruppe H Berg-Cup

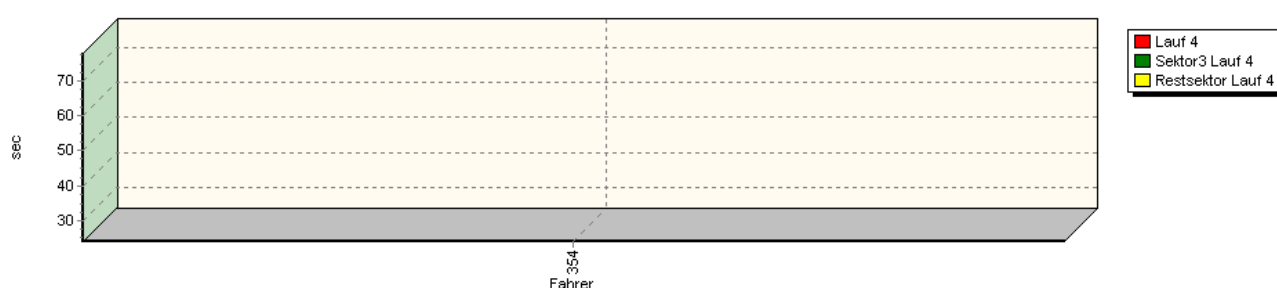


Sektorzeiten & Speeds - Rennen - BCT + NSU TT Trophy

Sektor-Diagramm (Start) Lauf 4



Sektor-Diagramm (Rest) Lauf 4



Rg.	Nr.		Sektor 1 (50m)	Sektor 2 (50-100m)	Sektor 3	Speed Trap	Sektor 4	Speed (Ziel)	Laufzeit	Speed (Lauf)
1	354	ZUYLEN Arno		NSU Gogomobil						
		Lauf 1:	00:03.868	00:02.090	00:24.629	119,55 km/h	00:51.269	106,97 km/h	01:21.856	89,28 km/h
		Lauf 2:	00:03.694	00:02.062	00:24.937	116,69 km/h	00:51.216	106,28 km/h	01:21.909	89,22 km/h
		Lauf 3:	00:03.686	00:02.043	00:24.636	118,88 km/h	00:50.018	107,05 km/h	01:20.383	90,92 km/h
		Lauf 4:	00:03.716	00:02.065	00:24.038	123,37 km/h	00:48.004	109,14 km/h	01:17.823	93,91 km/h