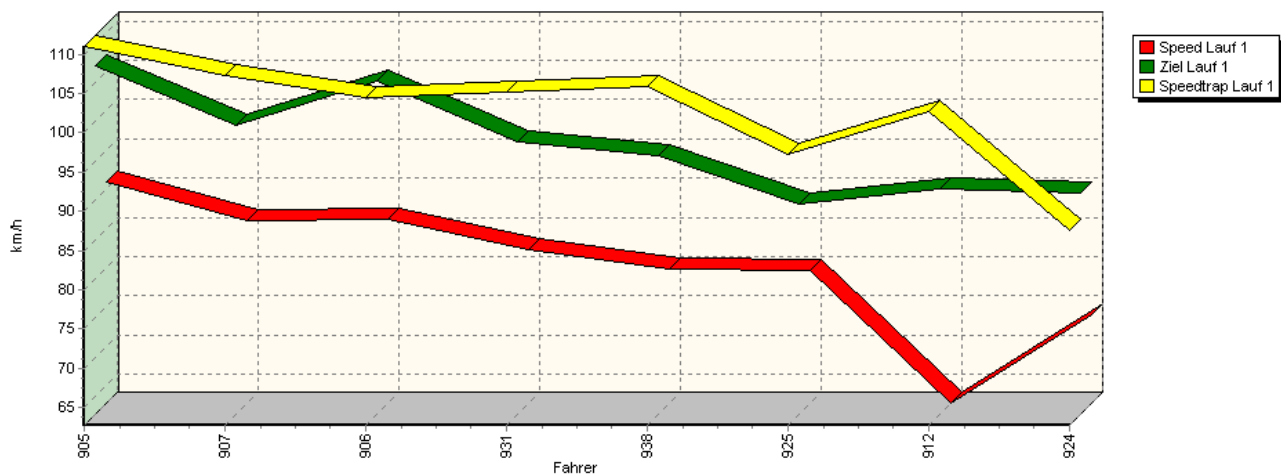
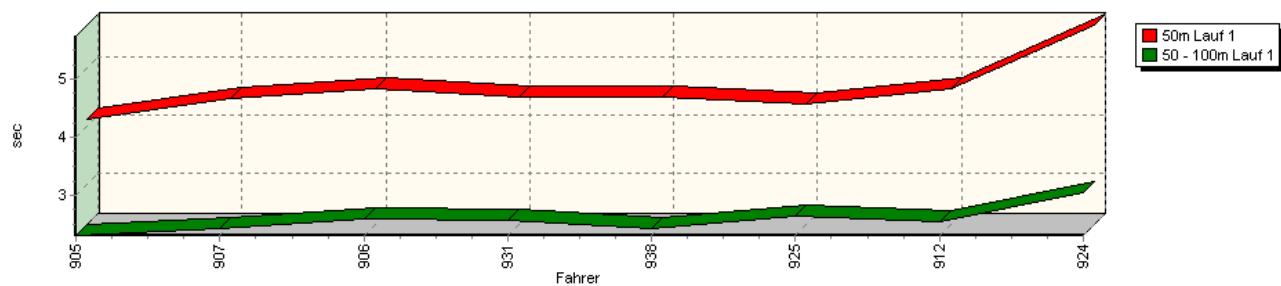


## Sektorzeiten & Speeds - Rennen - Abarth Coppa Mille

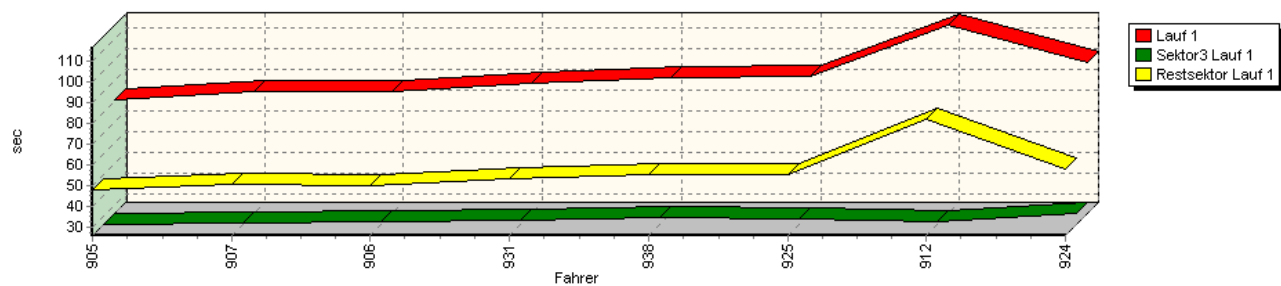
Speed-Diagramm Lauf 1



Sektor-Diagramm (Start) Lauf 1

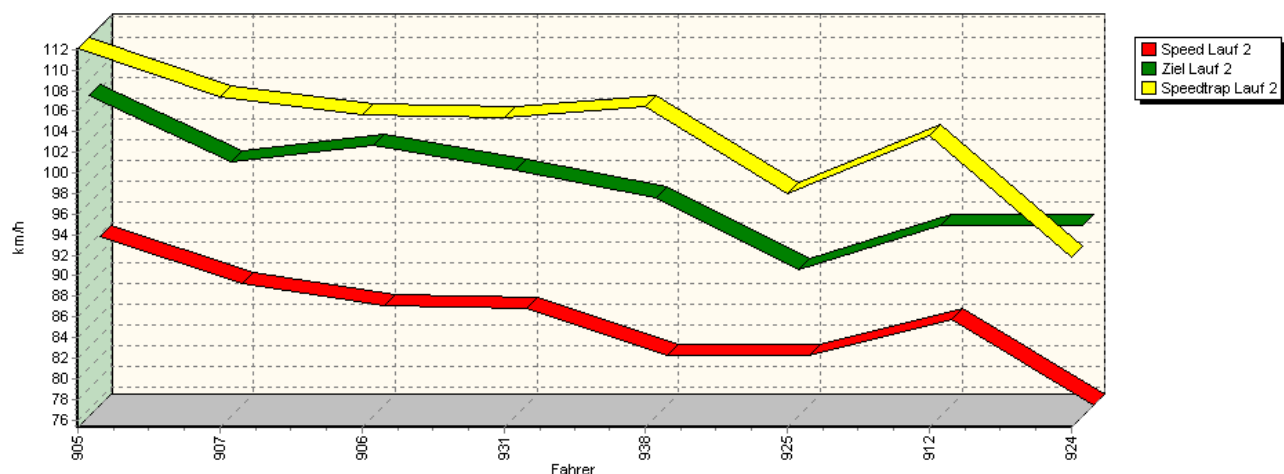


Sektor-Diagramm (Rest) Lauf 1

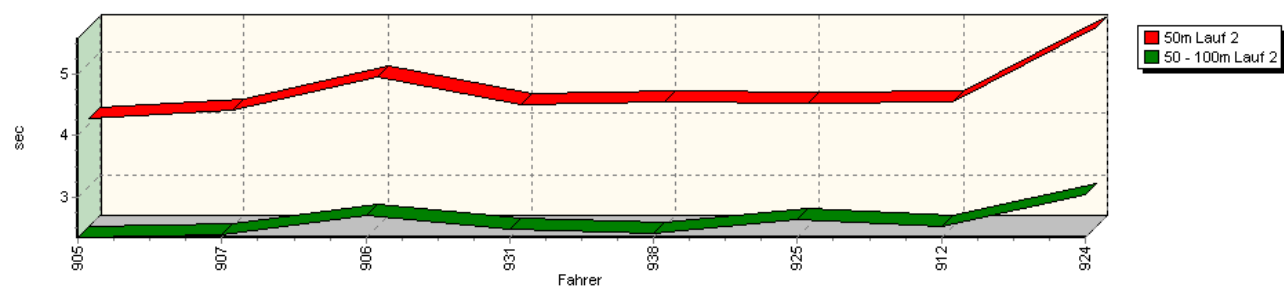


## Sektorzeiten & Speeds - Rennen - Abarth Coppa Mille

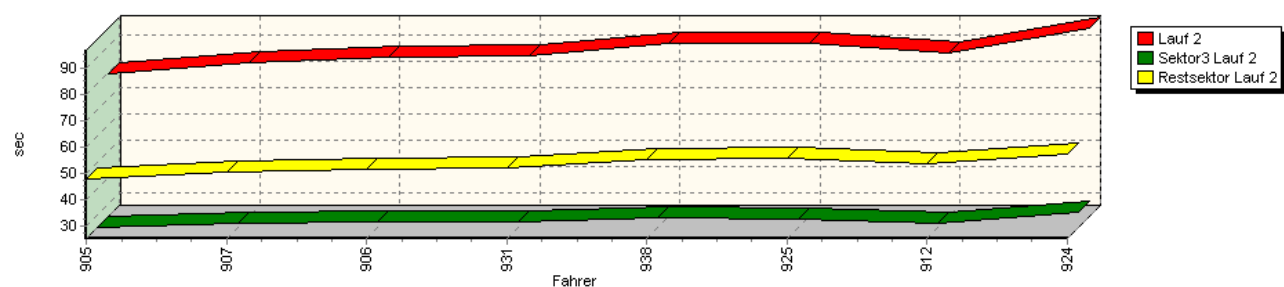
Speed-Diagramm Lauf 2



Sektor-Diagramm (Start) Lauf 2

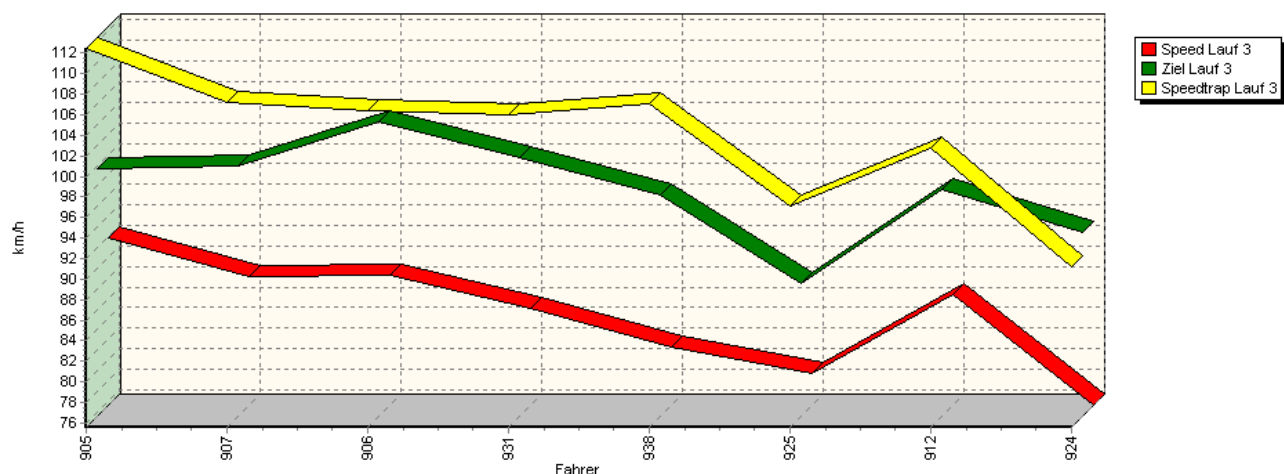


Sektor-Diagramm (Rest) Lauf 2

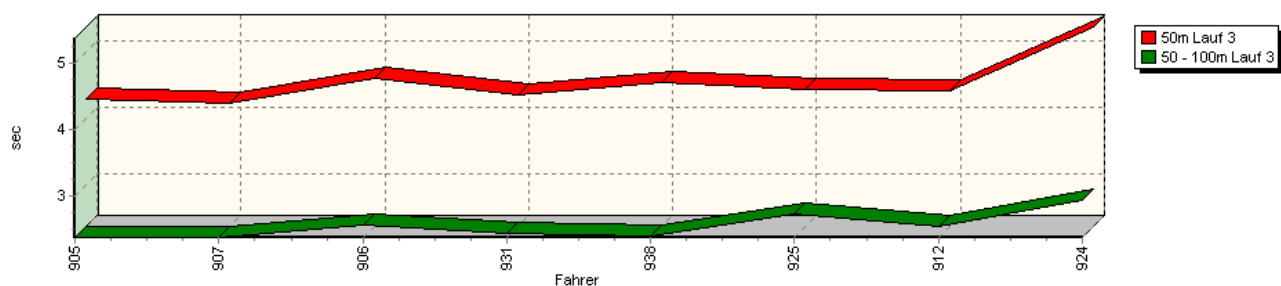


## Sektorzeiten & Speeds - Rennen - Abarth Coppa Mille

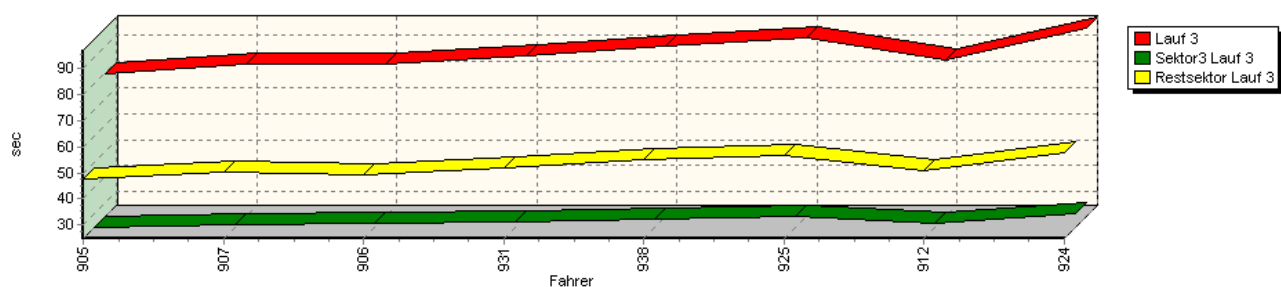
Speed-Diagramm Lauf 3



Sektor-Diagramm (Start) Lauf 3

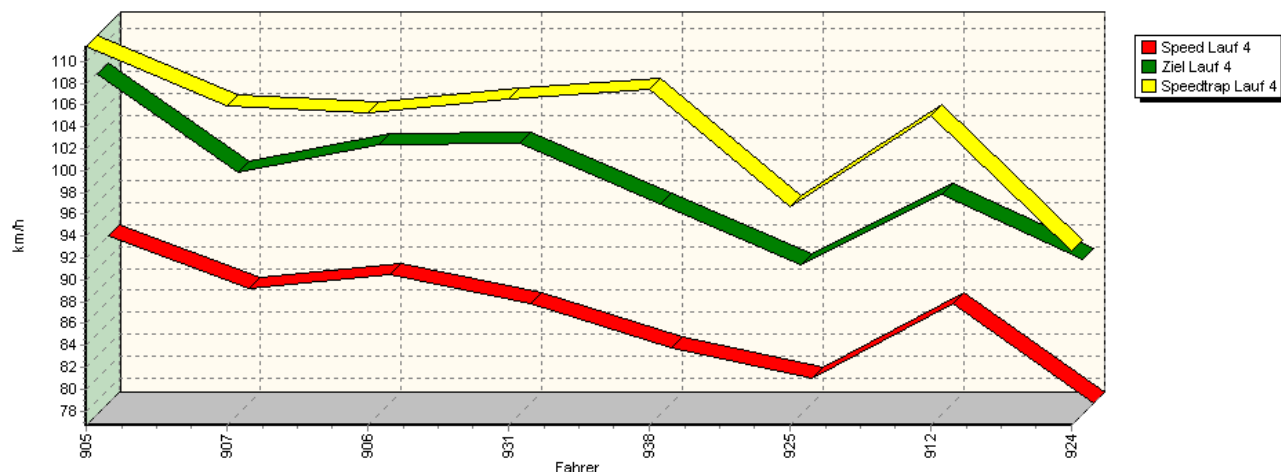


Sektor-Diagramm (Rest) Lauf 3

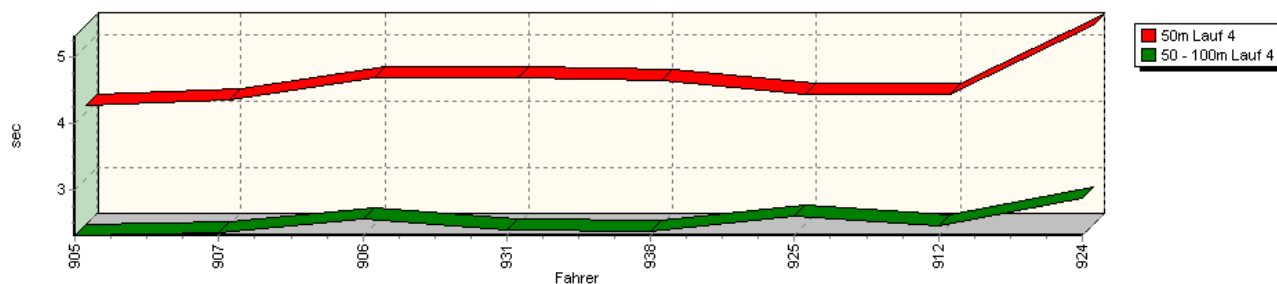


## Sektorzeiten & Speeds - Rennen - Abarth Coppa Mille

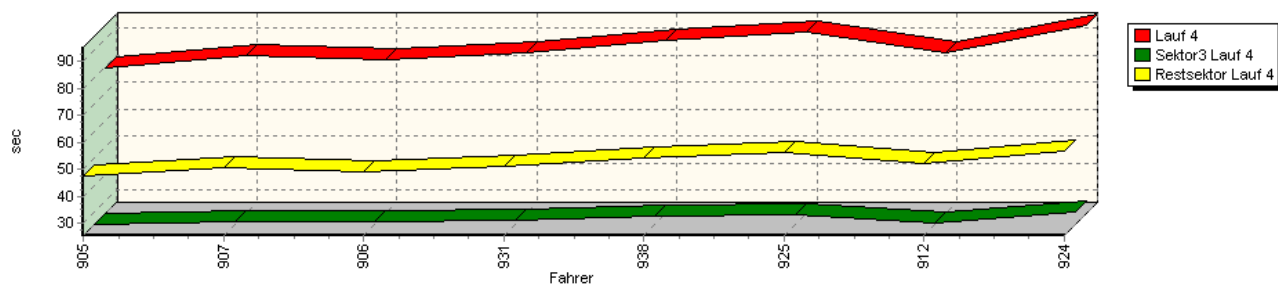
### Speed-Diagramm Lauf 4



### Sektor-Diagramm (Start) Lauf 4



### Sektor-Diagramm (Rest) Lauf 4



Rg.	Nr.	Sektor 1 (50m)	Sektor 2 (50-100m)	Sektor 3	Speed Trap	Sektor 4	Speed (Ziel)	Laufzeit	Speed (Lauf)	
1	905	<b>VAN KOEVERINGE Andre</b>		Fiat Abarth 1000 TC						
		Lauf 1:	00:04.123	00:02.324	00:26.137	111,02 km/h	00:47.848	107,06 km/h	01:20.432	90,86 km/h
		Lauf 2:	00:04.092	00:02.333	00:25.193	112,10 km/h	00:48.059	106,51 km/h	01:19.677	91,72 km/h
		Lauf 3:	00:04.303	00:02.390	00:24.954	112,46 km/h	00:47.860	99,61 km/h	01:19.507	91,92 km/h
		Lauf 4:	00:04.112	00:02.324	00:25.504	111,37 km/h	00:47.527	107,81 km/h	01:19.467	91,96 km/h




## 43. Osnabrücker ADAC Bergrennen

21. und 22. August 2010

Deutsche Bergmeisterschaft 2010

DMSB Bergpokal für Tourenwagen und Rennsportfahrzeuge

DMSB Classic-Berg-Pokal - KW Gruppe H Berg-Cup

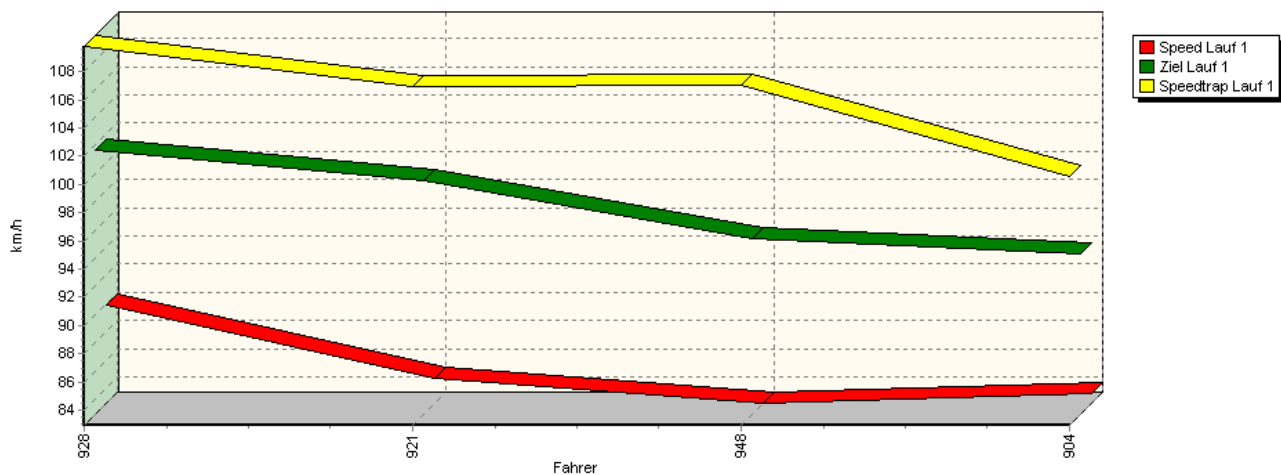


### Sektorzeiten & Speeds - Rennen - Abarth Coppa Mille

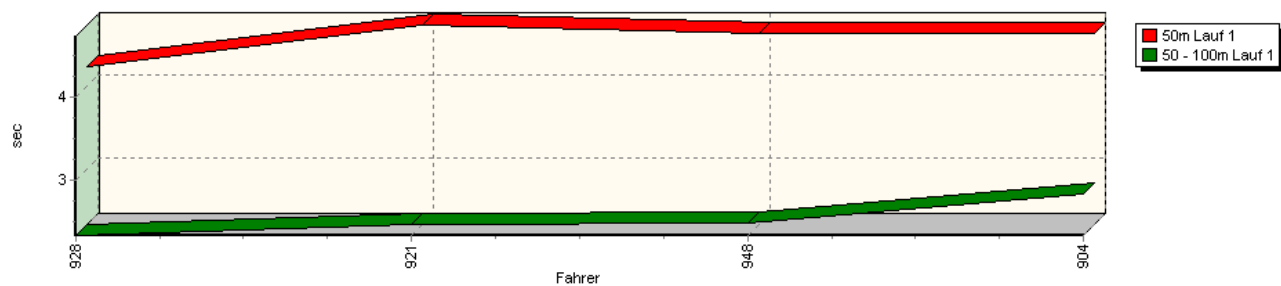
Rg.	Nr.		Sektor 1 (50m)	Sektor 2 (50-100m)	Sektor 3	Speed Trap	Sektor 4	Speed (Ziel)	Laufzeit	Speed (Lauf)
2	907	<b>SCHOUTEN Jan</b>	Fiat Abarth 1000 TC							
		Lauf 1:	00:04.485	00:02.440	00:27.008	107,36 km/h	00:50.991	99,60 km/h	01:24.924	86,05 km/h
		Lauf 2:	00:04.240	00:02.377	00:26.567	107,38 km/h	00:50.760	99,94 km/h	01:23.944	87,06 km/h
		Lauf 3:	00:04.232	00:02.380	00:26.189	107,16 km/h	00:50.115	99,90 km/h	01:22.916	88,14 km/h
		Lauf 4:	00:04.198	00:02.373	00:26.750	105,88 km/h	00:50.540	98,88 km/h	01:23.861	87,14 km/h
3	906	<b>KLEBER Klaus</b>	Fiat Abarth 1000 TC Corsa							
		Lauf 1:	00:04.650	00:02.615	00:27.207	104,50 km/h	00:50.405	105,14 km/h	01:24.877	86,10 km/h
		Lauf 2:	00:04.773	00:02.692	00:27.069	105,71 km/h	00:51.440	101,60 km/h	01:25.974	85,00 km/h
		Lauf 3:	00:04.607	00:02.574	00:26.390	106,37 km/h	00:49.265	104,21 km/h	01:22.836	88,22 km/h
		Lauf 4:	00:04.522	00:02.579	00:26.603	105,23 km/h	00:48.884	101,43 km/h	01:22.588	88,49 km/h
4	931	<b>BELET Geert</b>	Fiat Abarth 1000 TC							
		Lauf 1:	00:04.515	00:02.576	00:28.080	105,27 km/h	00:53.637	97,51 km/h	01:28.808	82,29 km/h
		Lauf 2:	00:04.319	00:02.479	00:27.270	105,43 km/h	00:52.188	99,20 km/h	01:26.256	84,72 km/h
		Lauf 3:	00:04.357	00:02.435	00:27.196	105,95 km/h	00:51.933	100,80 km/h	01:25.921	85,06 km/h
		Lauf 4:	00:04.524	00:02.402	00:26.895	106,61 km/h	00:51.369	101,46 km/h	01:25.190	85,79 km/h
5	938	<b>DULCIC Ivo</b>	Fiat Abarth 1000 TC							
		Lauf 1:	00:04.511	00:02.450	00:29.249	105,84 km/h	00:55.368	95,67 km/h	01:31.578	79,80 km/h
		Lauf 2:	00:04.358	00:02.402	00:28.994	106,47 km/h	00:55.405	96,51 km/h	01:31.159	80,17 km/h
		Lauf 3:	00:04.552	00:02.407	00:28.067	107,11 km/h	00:54.970	97,09 km/h	01:29.996	81,20 km/h
		Lauf 4:	00:04.479	00:02.395	00:28.358	107,41 km/h	00:54.176	95,95 km/h	01:29.408	81,74 km/h
6	925	<b>BIEHL Ingo</b>	Fiat Abarth 1000 TC							
		Lauf 1:	00:04.396	00:02.667	00:29.071	97,24 km/h	00:55.576	89,48 km/h	01:31.710	79,69 km/h
		Lauf 2:	00:04.352	00:02.625	00:28.494	98,05 km/h	00:55.714	89,49 km/h	01:31.185	80,14 km/h
		Lauf 3:	00:04.443	00:02.730	00:29.140	97,15 km/h	00:56.576	88,54 km/h	01:32.889	78,67 km/h
		Lauf 4:	00:04.271	00:02.624	00:29.200	96,63 km/h	00:56.437	90,39 km/h	01:32.532	78,98 km/h
7	912	<b>SCHOUTEN Joop</b>	Fiat Abarth 1000 TC							
		Lauf 1:	00:04.643	00:02.561	00:27.157	102,70 km/h	01:22.217	91,44 km/h	01:56.578	62,69 km/h
		Lauf 2:	00:04.367	00:02.509	00:26.819	103,69 km/h	00:53.704	93,77 km/h	01:27.399	83,62 km/h
		Lauf 3:	00:04.432	00:02.555	00:26.597	102,74 km/h	00:51.045	97,66 km/h	01:24.629	86,35 km/h
		Lauf 4:	00:04.277	00:02.467	00:26.013	105,03 km/h	00:52.406	96,86 km/h	01:25.163	85,81 km/h
8	924	<b>BRAUCKMANN Werner</b>	Fiat Abarth 850 TC							
		Lauf 1:	00:05.739	00:03.057	00:31.723	87,49 km/h	00:58.247	90,86 km/h	01:38.766	73,99 km/h
		Lauf 2:	00:05.590	00:03.036	00:31.237	91,86 km/h	00:57.210	93,78 km/h	01:37.073	75,28 km/h
		Lauf 3:	00:05.384	00:02.949	00:30.478	91,24 km/h	00:57.879	93,52 km/h	01:36.690	75,58 km/h
		Lauf 4:	00:05.316	00:02.880	00:30.257	92,62 km/h	00:56.850	90,87 km/h	01:35.303	76,68 km/h

## Sektorzeiten & Speeds - Rennen - Abarth Coppa Mille

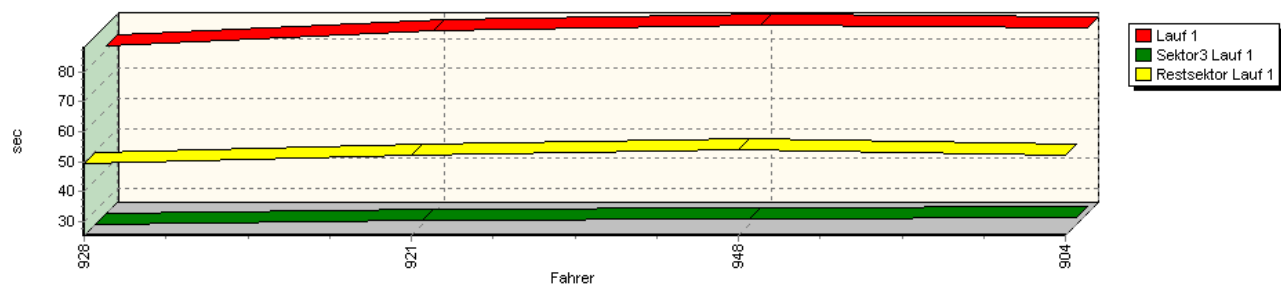
Speed-Diagramm Lauf 1



Sektor-Diagramm (Start) Lauf 1

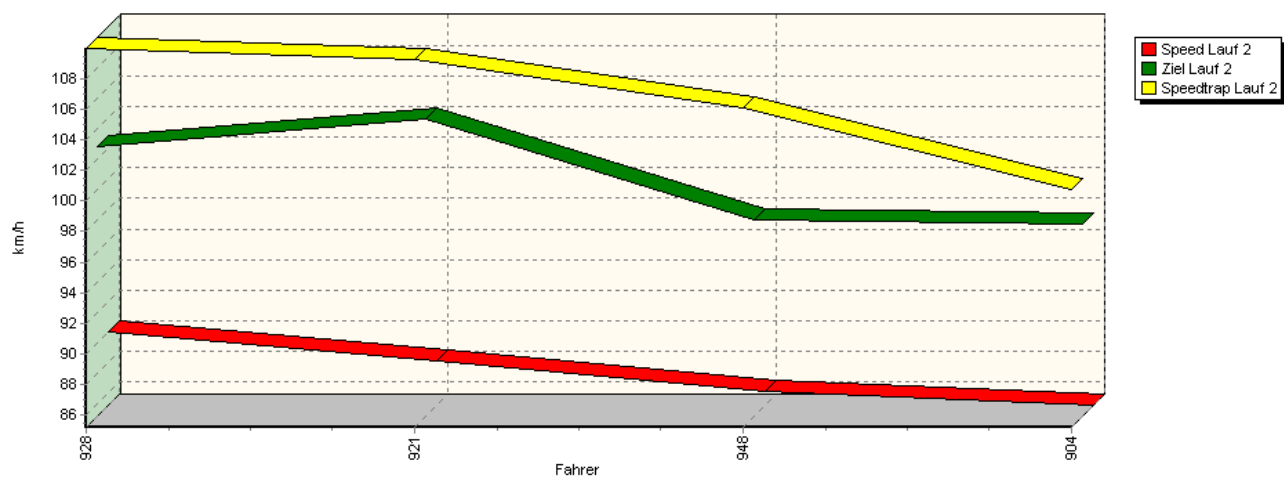


Sektor-Diagramm (Rest) Lauf 1

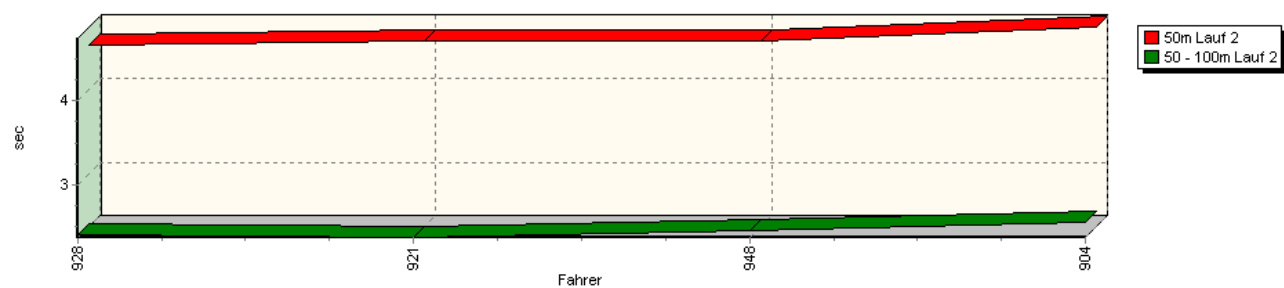


## Sektorzeiten & Speeds - Rennen - Abarth Coppa Mille

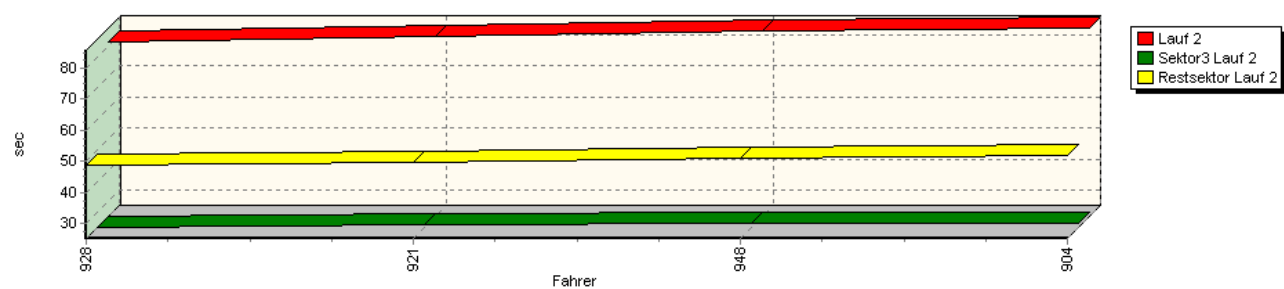
Speed-Diagramm Lauf 2



Sektor-Diagramm (Start) Lauf 2



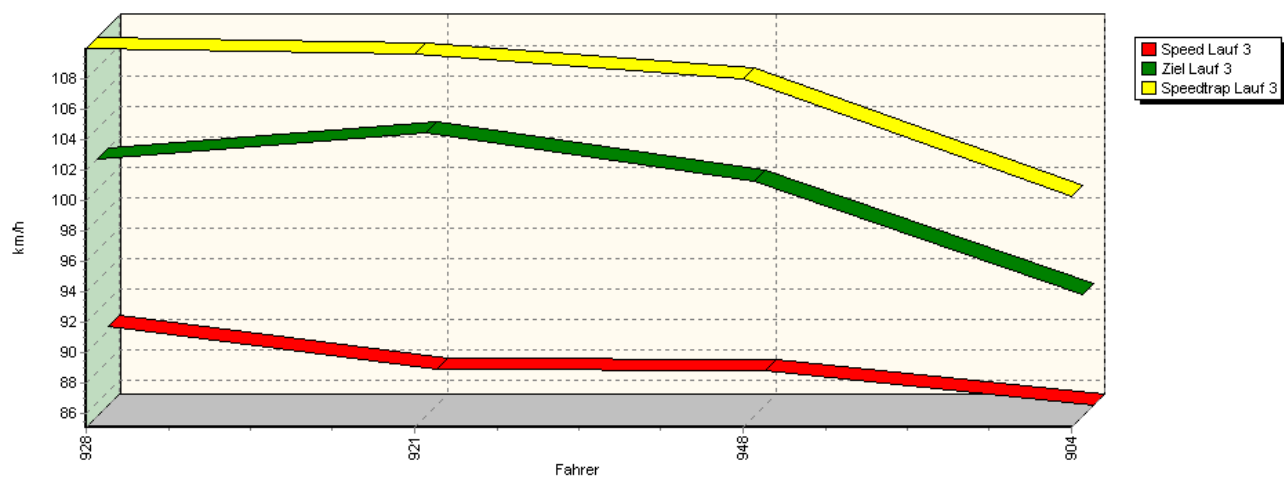
Sektor-Diagramm (Rest) Lauf 2



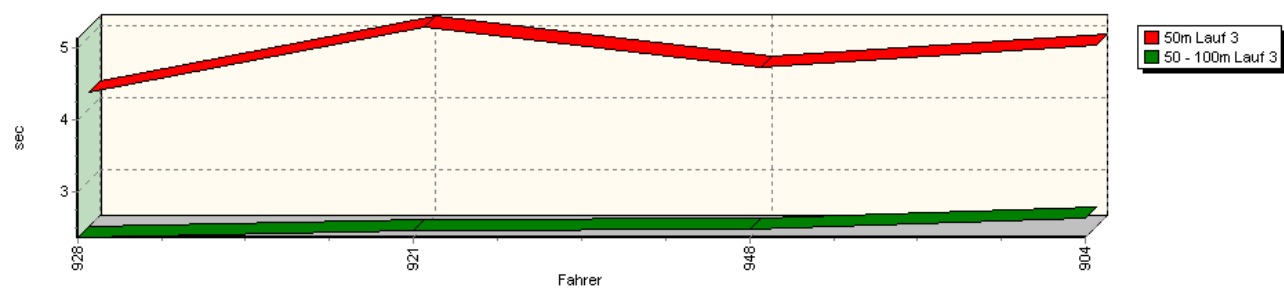


## Sektorzeiten & Speeds - Rennen - Abarth Coppa Mille

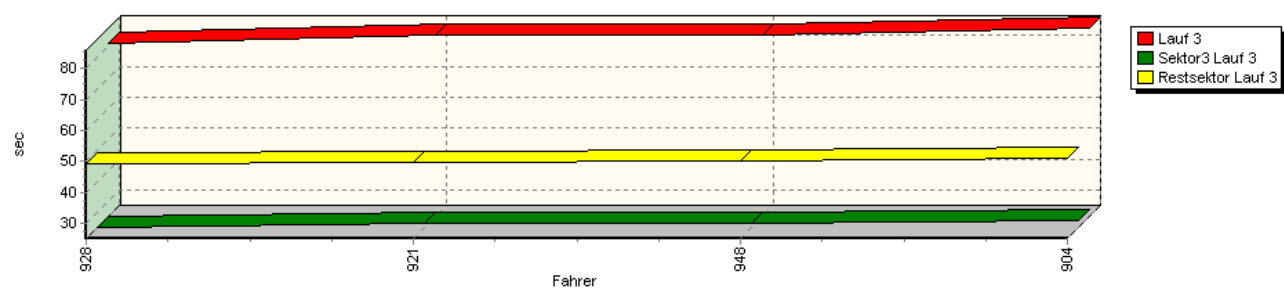
Speed-Diagramm Lauf 3



Sektor-Diagramm (Start) Lauf 3



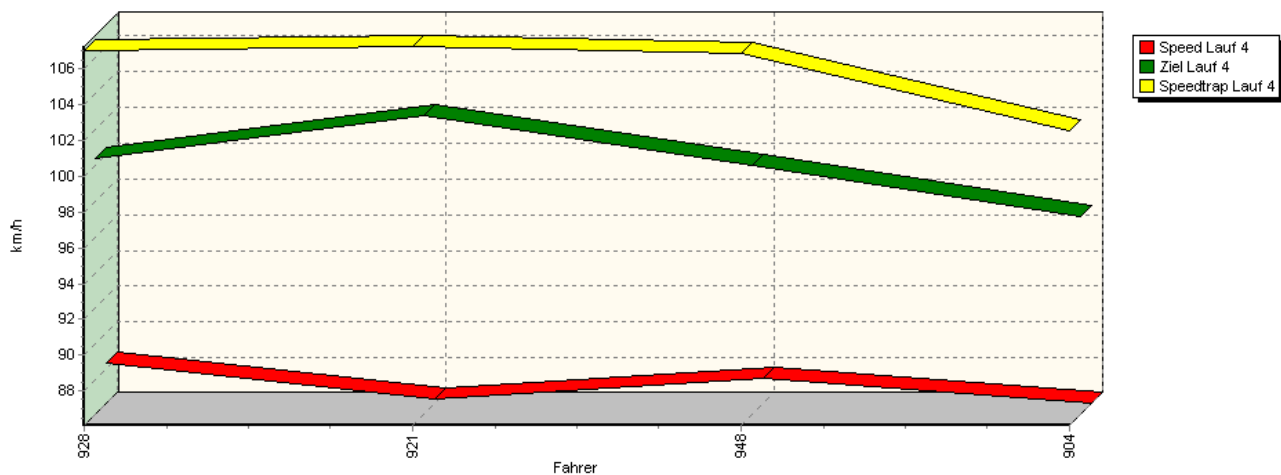
Sektor-Diagramm (Rest) Lauf 3



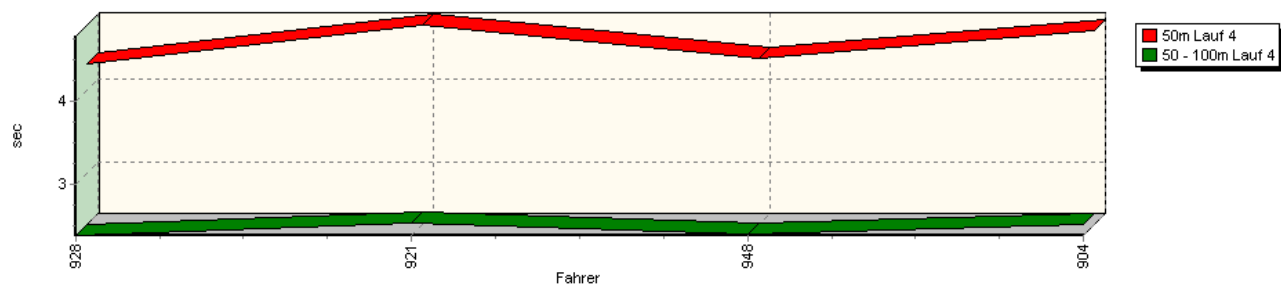


## Sektorzeiten & Speeds - Rennen - Abarth Coppa Mille

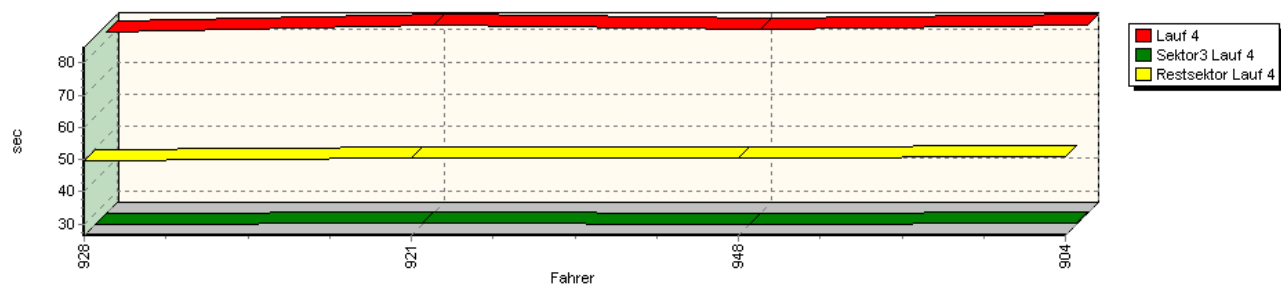
Speed-Diagramm Lauf 4



Sektor-Diagramm (Start) Lauf 4



Sektor-Diagramm (Rest) Lauf 4

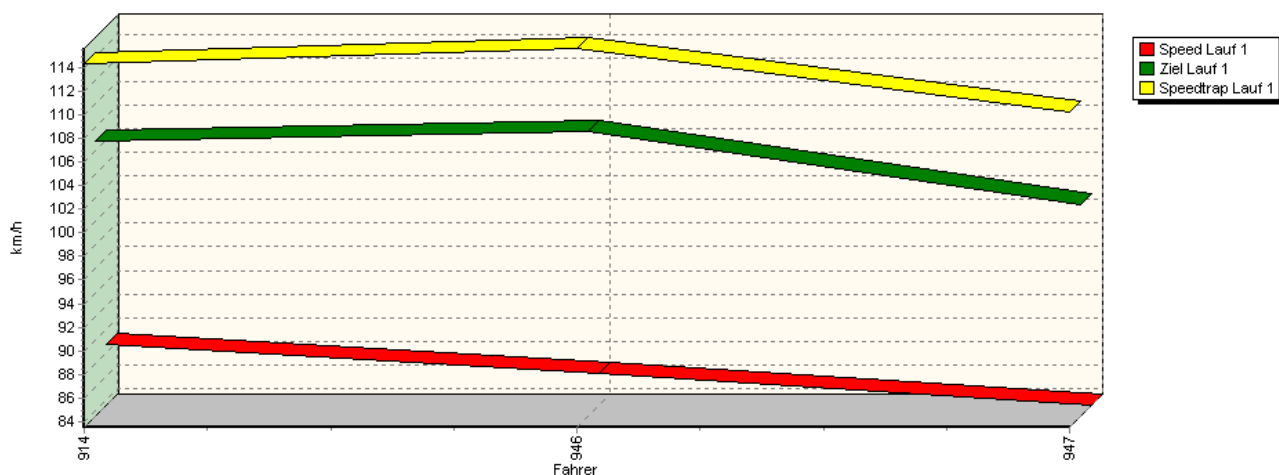


Rg.	Nr.	Sektor 1 (50m)	Sektor 2 (50-100m)	Sektor 3	Speed Trap	Sektor 4	Speed (Ziel)	Laufzeit	Speed (Lauf)	
1	928	<b>BABON Thorsten</b>		Fiat 127 Abarth						
		Lauf 1:	00:04.237	00:02.330	00:25.351	109,79 km/h	00:49.366	101,62 km/h	01:21.284	89,91 km/h
		Lauf 2:	00:04.517	00:02.424	00:25.293	109,95 km/h	00:48.933	102,79 km/h	01:21.167	90,04 km/h
		Lauf 3:	00:04.238	00:02.358	00:25.221	109,97 km/h	00:49.126	102,00 km/h	01:20.943	90,29 km/h
		Lauf 4:	00:04.312	00:02.399	00:26.349	107,02 km/h	00:49.652	100,36 km/h	01:22.712	88,35 km/h

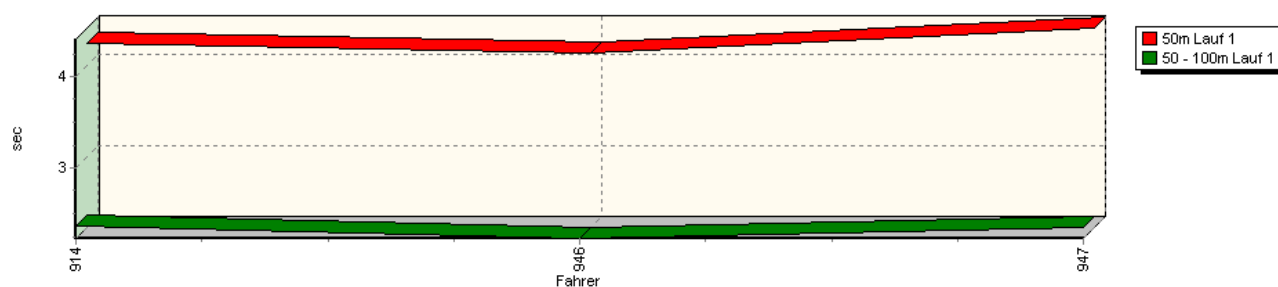
## Sektorzeiten & Speeds - Rennen - Abarth Coppa Mille

Rg.	Nr.		Sektor 1 (50m)	Sektor 2 (50-100m)	Sektor 3	Speed Trap	Sektor 4	Speed (Ziel)	Laufzeit	Speed (Lauf)
2	921	<b>SIEBERT Lena</b>								
		Autobianchi A112 Abarth								
		Lauf 1:	00:04.732	00:02.468	00:26.891	106,93 km/h	00:52.224	99,50 km/h	01:26.315	84,67 km/h
		Lauf 2:	00:04.577	00:02.388	00:25.992	109,25 km/h	00:49.951	104,64 km/h	01:22.908	88,15 km/h
		Lauf 3:	00:05.139	00:02.460	00:26.352	109,61 km/h	00:49.592	103,74 km/h	01:23.543	87,48 km/h
		Lauf 4:	00:04.770	00:02.553	00:26.966	107,27 km/h	00:50.401	102,79 km/h	01:24.690	86,29 km/h
3	948	<b>MITTER Axel</b>								
		Autobianchi A112 Abarth								
		Lauf 1:	00:04.628	00:02.476	00:27.207	107,07 km/h	00:53.818	95,38 km/h	01:28.129	82,92 km/h
		Lauf 2:	00:04.571	00:02.474	00:26.747	106,09 km/h	00:51.086	98,01 km/h	01:24.878	86,10 km/h
		Lauf 3:	00:04.577	00:02.479	00:26.450	107,96 km/h	00:50.082	100,56 km/h	01:23.588	87,43 km/h
		Lauf 4:	00:04.380	00:02.419	00:26.416	106,91 km/h	00:50.306	100,01 km/h	01:23.521	87,50 km/h
4	904	<b>LEITMANN Heinrich</b>								
		Autobianchi A112								
		Lauf 1:	00:04.634	00:02.829	00:27.666	100,54 km/h	00:52.284	94,29 km/h	01:27.413	83,60 km/h
		Lauf 2:	00:04.734	00:02.565	00:26.435	100,77 km/h	00:52.014	97,73 km/h	01:25.748	85,23 km/h
		Lauf 3:	00:04.879	00:02.637	00:27.273	100,30 km/h	00:51.055	93,14 km/h	01:25.844	85,13 km/h
		Lauf 4:	00:04.712	00:02.538	00:26.605	102,53 km/h	00:51.042	97,15 km/h	01:24.897	86,08 km/h

Speed-Diagramm Lauf 1

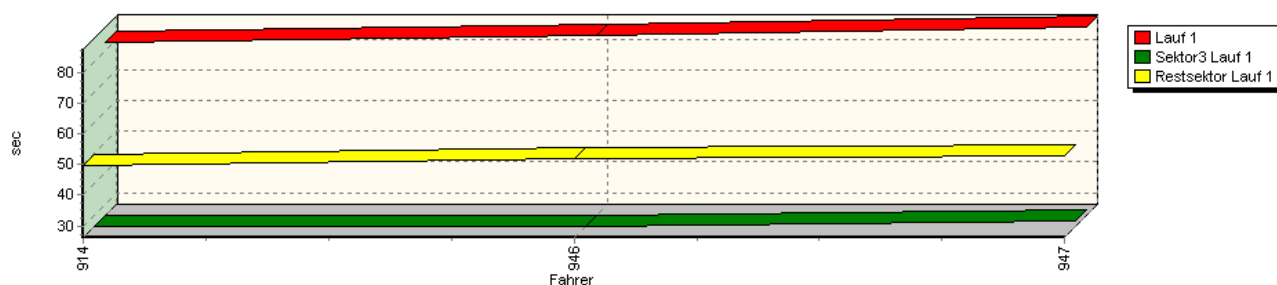


Sektor-Diagramm (Start) Lauf 1

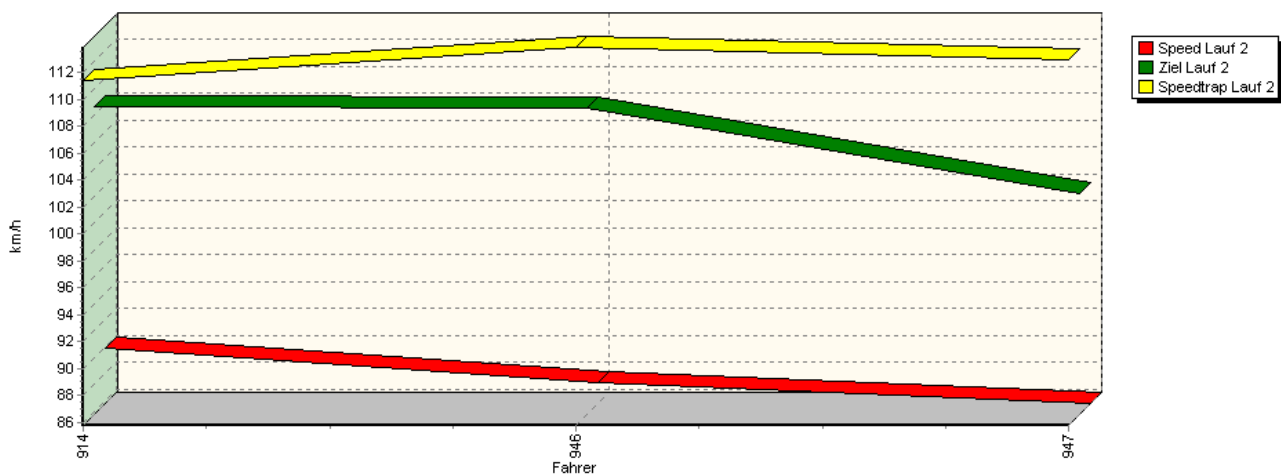


## Sektorzeiten & Speeds - Rennen - Abarth Coppa Mille

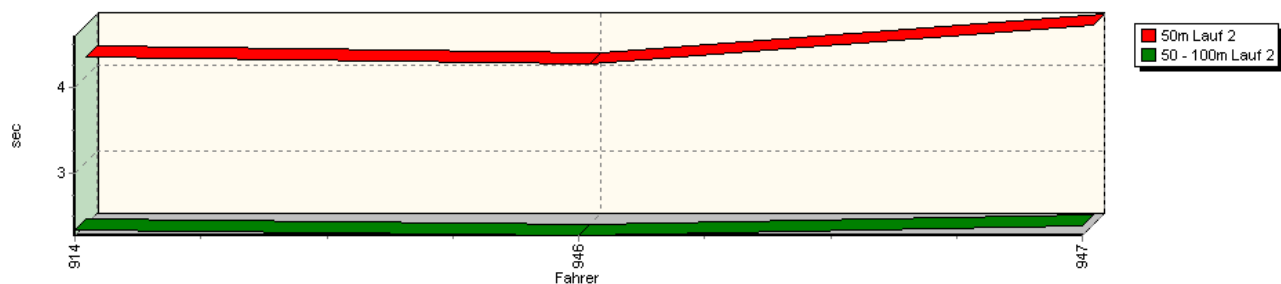
Sektor-Diagramm (Rest) Lauf 1



Speed-Diagramm Lauf 2

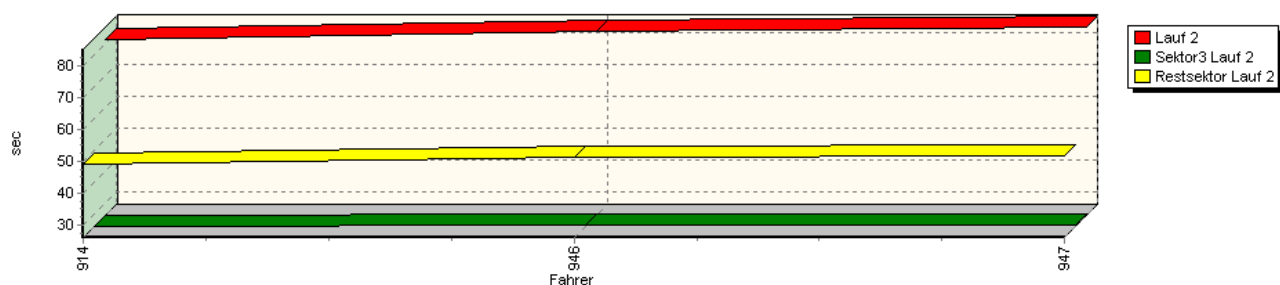


Sektor-Diagramm (Start) Lauf 2

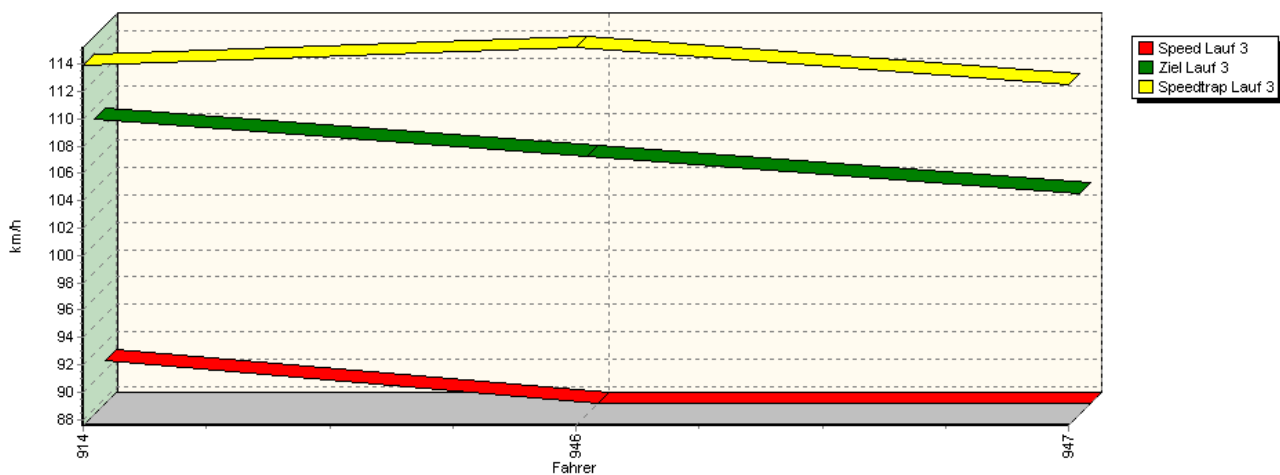


## Sektorzeiten & Speeds - Rennen - Abarth Coppa Mille

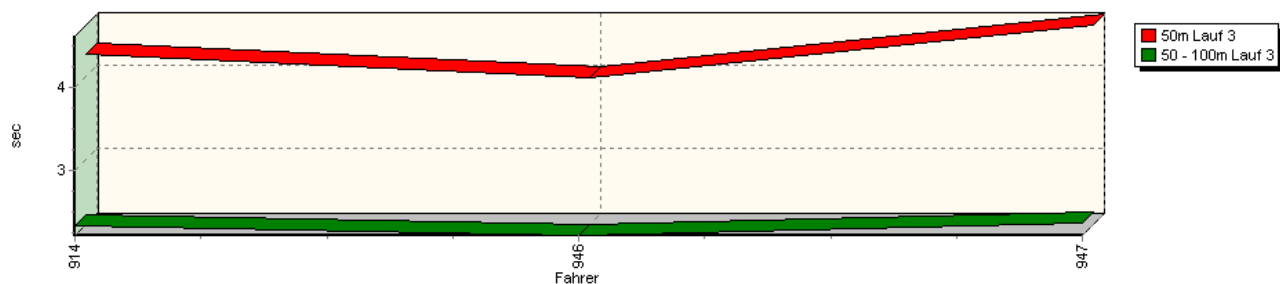
Sektor-Diagramm (Rest) Lauf 2



Speed-Diagramm Lauf 3

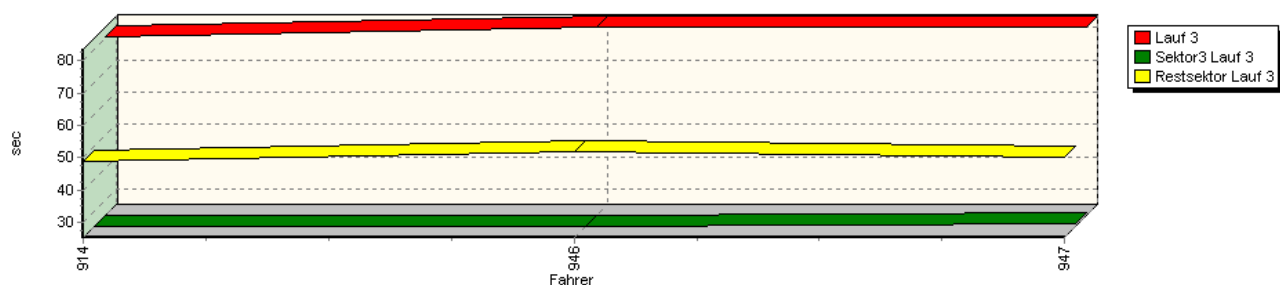


Sektor-Diagramm (Start) Lauf 3

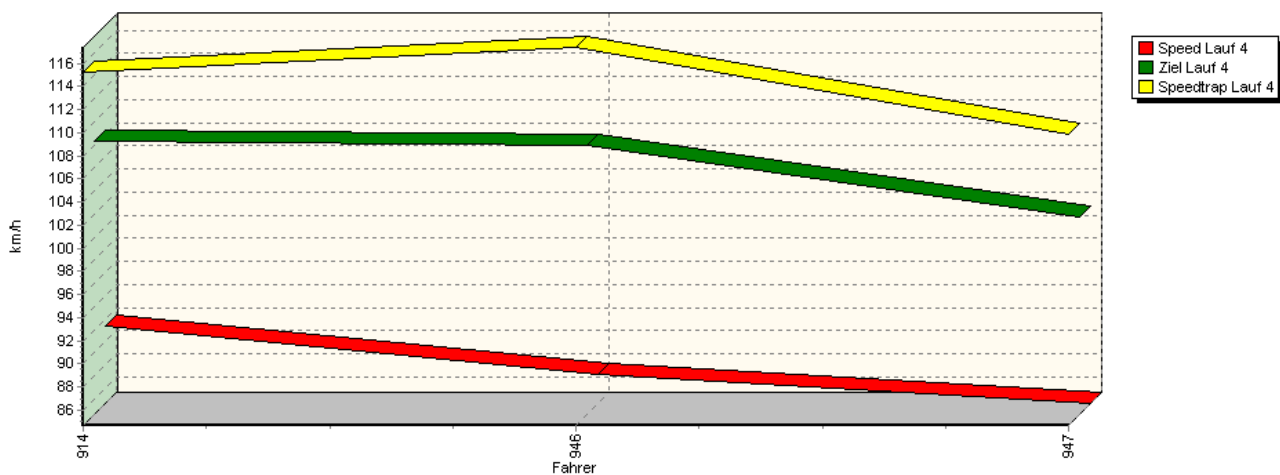


## Sektorzeiten & Speeds - Rennen - Abarth Coppa Mille

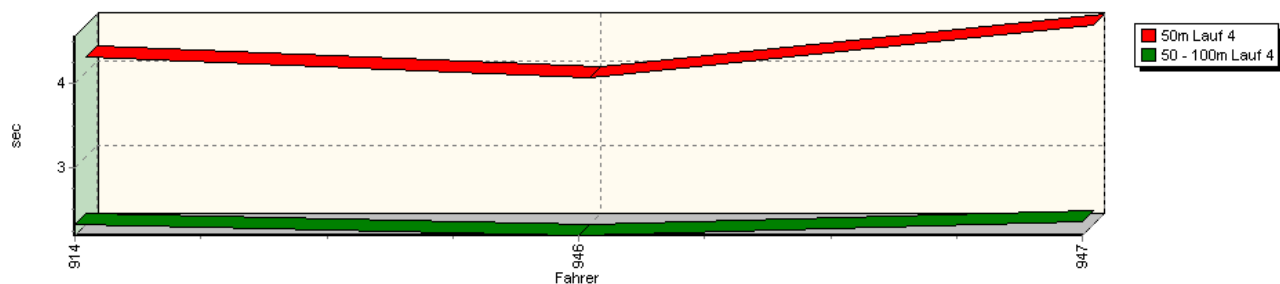
Sektor-Diagramm (Rest) Lauf 3



Speed-Diagramm Lauf 4

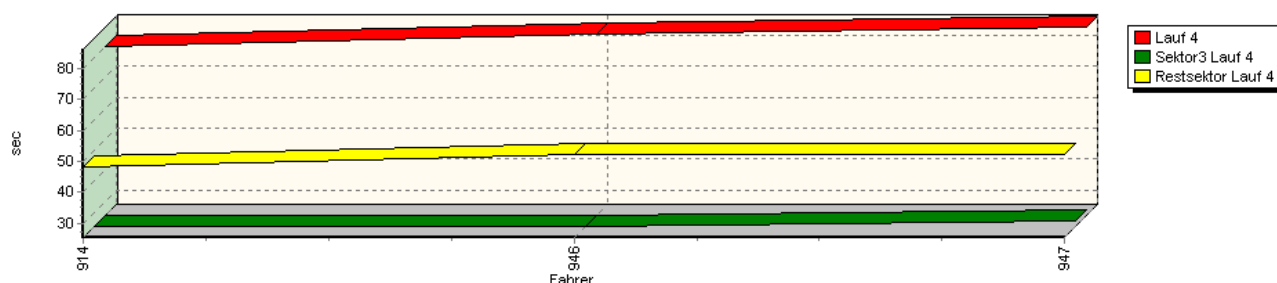


Sektor-Diagramm (Start) Lauf 4



## Sektorzeiten & Speeds - Rennen - Abarth Coppa Mille

Sektor-Diagramm (Rest) Lauf 4



Rg.	Nr.	Sektor 1 (50m)	Sektor 2 (50-100m)	Sektor 3	Speed Trap	Sektor 4	Speed (Ziel)	Laufzeit	Speed (Lauf)	
1	914	<b>NAGL Hubert</b>		Fiat Abarth 1000 TC						
		Lauf 1:	00:04.245	00:02.366	00:26.230	114,33 km/h	00:49.597	106,78 km/h	01:22.438	88,65 km/h
		Lauf 2:	00:04.232	00:02.335	00:25.879	111,38 km/h	00:48.876	108,67 km/h	01:21.322	89,86 km/h
		Lauf 3:	00:04.261	00:02.339	00:25.349	113,92 km/h	00:48.675	109,20 km/h	01:20.624	90,64 km/h
		Lauf 4:	00:04.178	00:02.340	00:25.410	115,24 km/h	00:48.030	108,37 km/h	01:19.958	91,40 km/h
2	946	<b>RAGUSA Roberto</b>		Fiat Abarth 1000 TCR						
		Lauf 1:	00:04.132	00:02.224	00:26.265	115,61 km/h	00:52.098	107,67 km/h	01:24.719	86,26 km/h
		Lauf 2:	00:04.151	00:02.264	00:26.251	113,84 km/h	00:51.013	108,47 km/h	01:23.679	87,33 km/h
		Lauf 3:	00:03.984	00:02.224	00:25.474	115,25 km/h	00:51.759	106,47 km/h	01:23.441	87,58 km/h
		Lauf 4:	00:03.940	00:02.208	00:25.459	117,39 km/h	00:52.251	107,93 km/h	01:23.858	87,15 km/h
3	947	<b>PAARDENKOOPEER Bram</b>		Fiat Abarth 1000 TC						
		Lauf 1:	00:04.412	00:02.350	00:27.940	110,25 km/h	00:52.789	101,39 km/h	01:27.491	83,53 km/h
		Lauf 2:	00:04.607	00:02.377	00:26.477	112,88 km/h	00:51.722	102,22 km/h	01:25.183	85,79 km/h
		Lauf 3:	00:04.605	00:02.365	00:26.413	112,47 km/h	00:50.085	103,70 km/h	01:23.468	87,55 km/h
		Lauf 4:	00:04.555	00:02.371	00:27.284	109,91 km/h	00:52.088	101,79 km/h	01:26.298	84,68 km/h