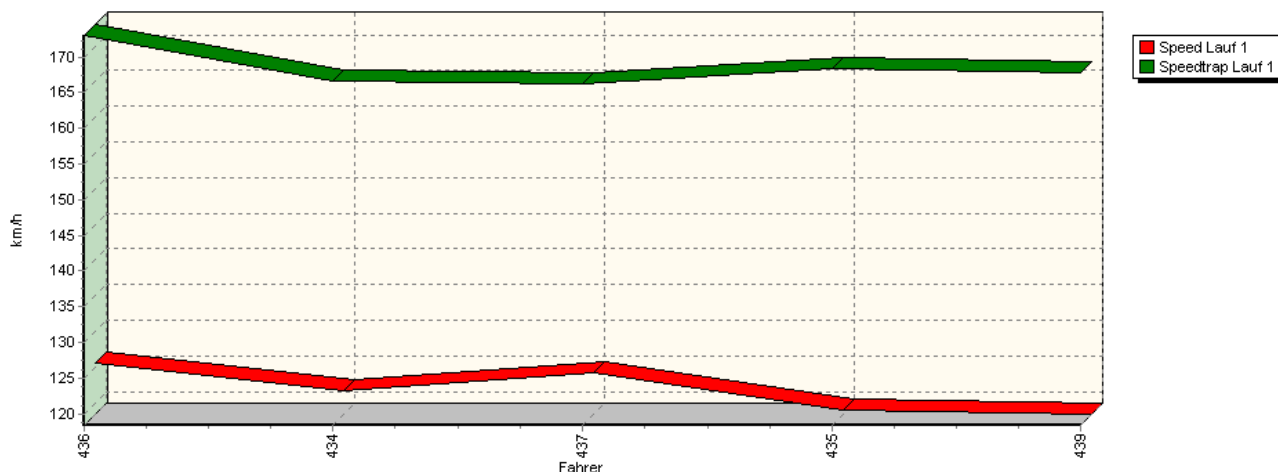
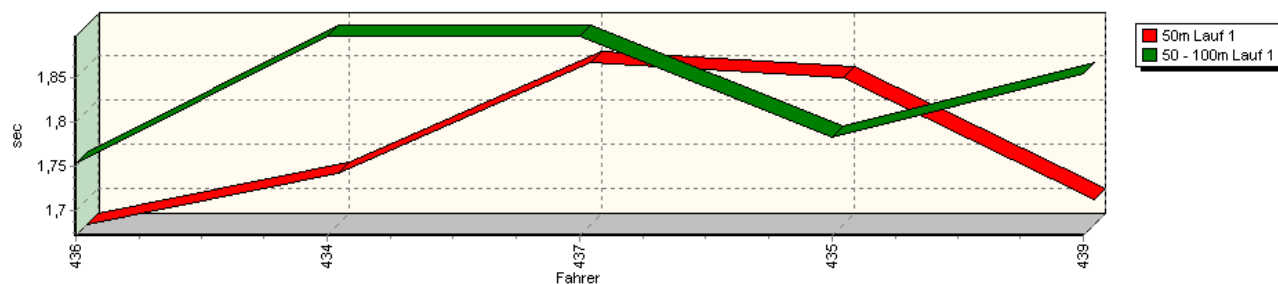


Sektorzeiten & Speeds - Gruppe H (DMSB, OSK) über 2000 ccm - Klasse 23

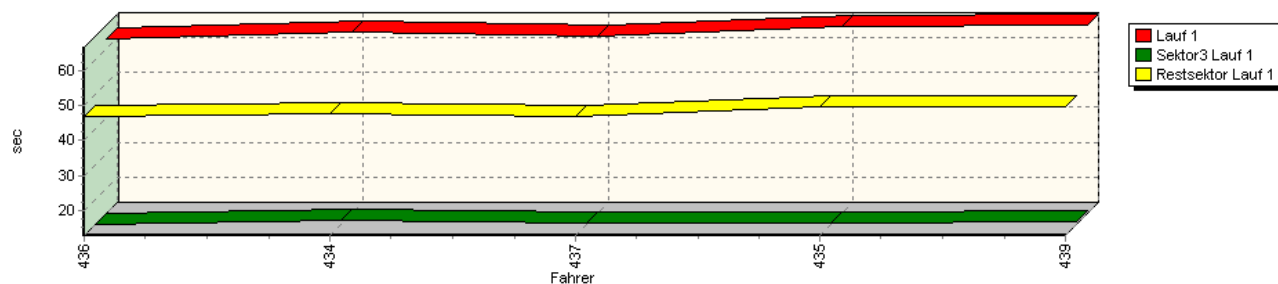
Speed-Diagramm Lauf 1



Sektor-Diagramm (Start) Lauf 1

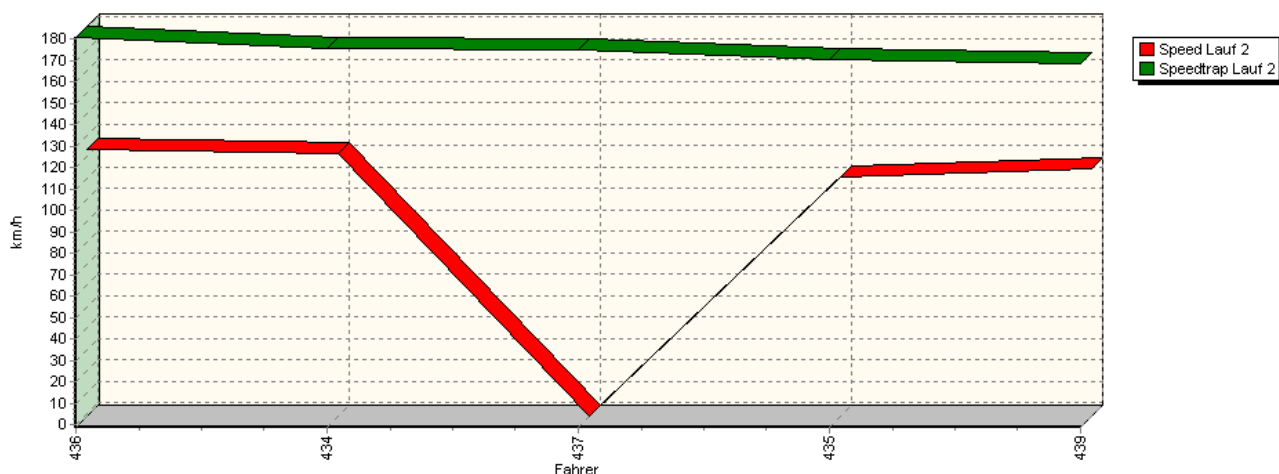


Sektor-Diagramm (Rest) Lauf 1

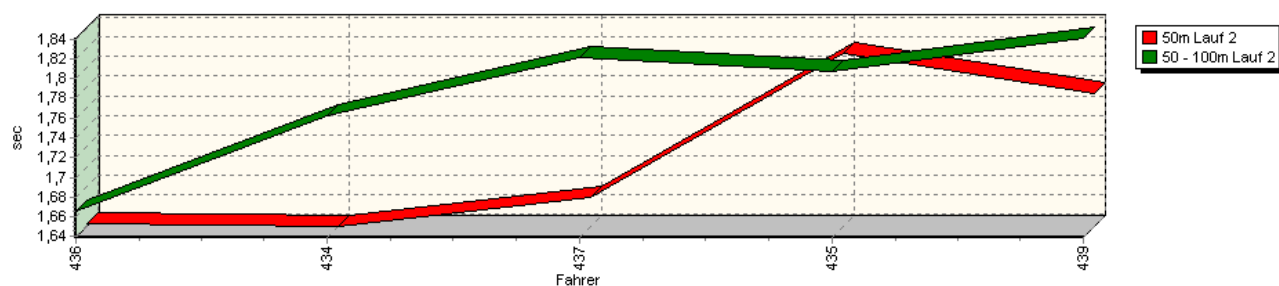


Sektorzeiten & Speeds - Gruppe H (DMSB, OSK) über 2000 ccm - Klasse 23

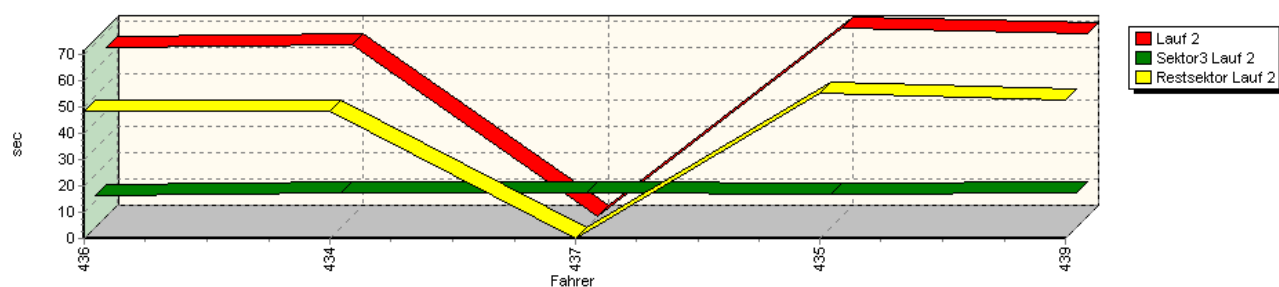
Speed-Diagramm Lauf 2



Sektor-Diagramm (Start) Lauf 2

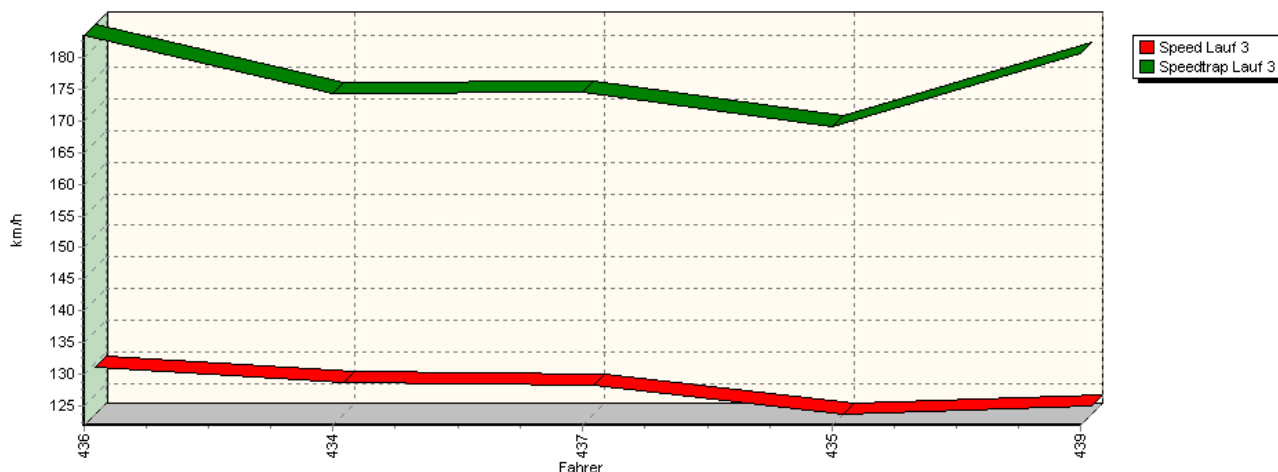


Sektor-Diagramm (Rest) Lauf 2

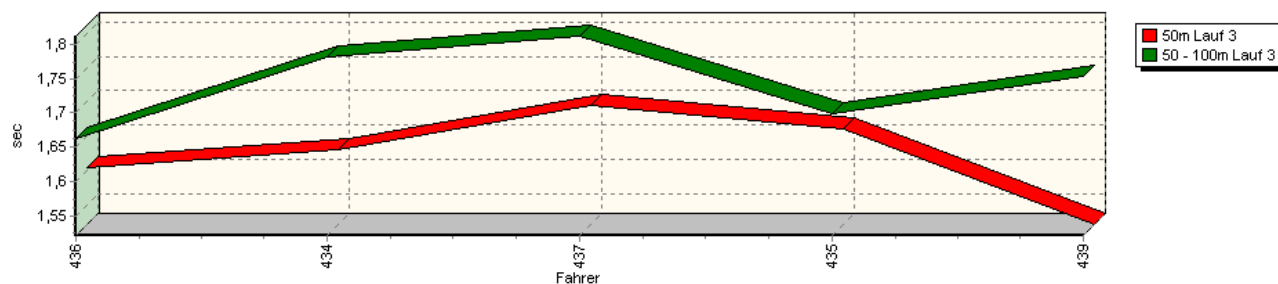


Sektorzeiten & Speeds - Gruppe H (DMSB, OSK) über 2000 ccm - Klasse 23

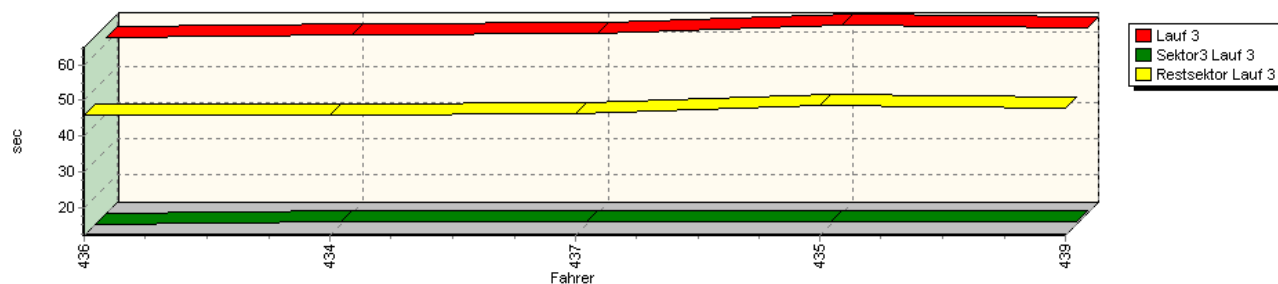
Speed-Diagramm Lauf 3



Sektor-Diagramm (Start) Lauf 3

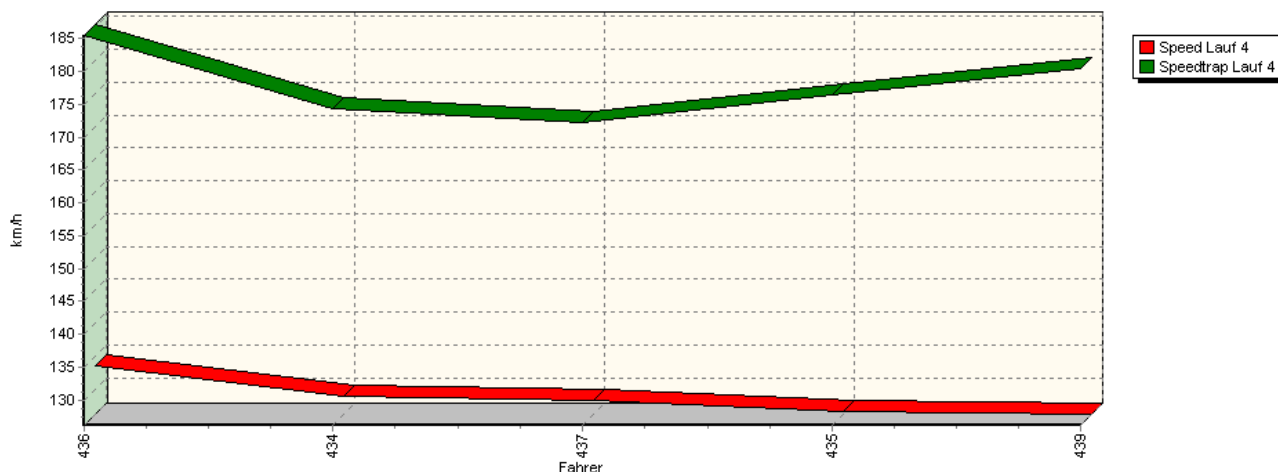


Sektor-Diagramm (Rest) Lauf 3

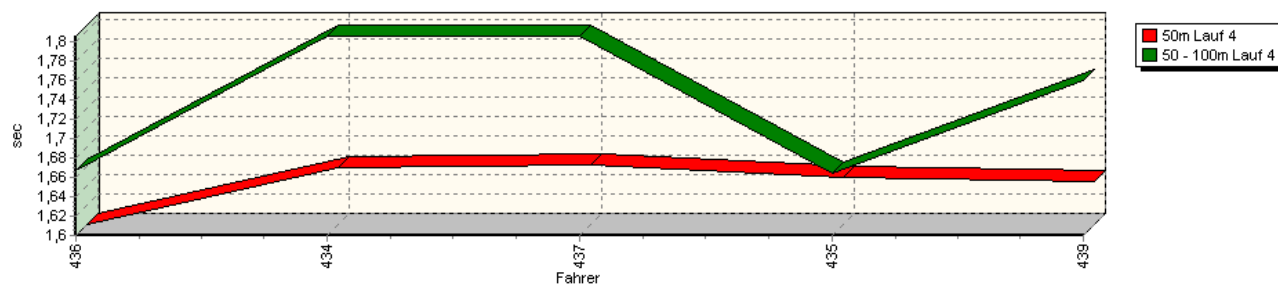


Sektorzeiten & Speeds - Gruppe H (DMSB, OSK) über 2000 ccm - Klasse 23

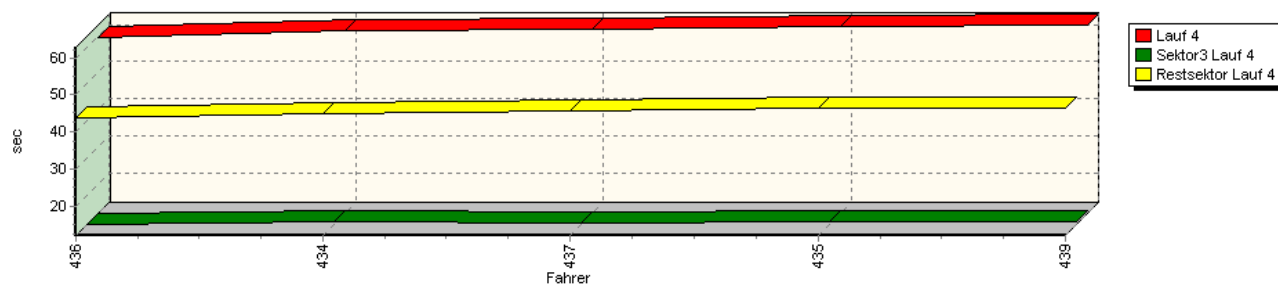
Speed-Diagramm Lauf 4



Sektor-Diagramm (Start) Lauf 4



Sektor-Diagramm (Rest) Lauf 4



Rg.	Nr.		Sektor 1 (15m)	Sektor 2 (15-50m)	Sektor 3	Speed Trap	Sektor 4	Laufzeit	Speed (Lauf)
1	436	KOCH Josef		Opel Kadett C 16V					
		Lauf 1:	00:01.671	00:01.752	00:12.696	173,02 km/h	00:46.917	01:03.036	125,64 km/h
		Lauf 2:	00:01.642	00:01.665	00:12.308	180,70 km/h	00:48.728	01:04.343	123,09 km/h
		Lauf 3:	00:01.604	00:01.662	00:12.175	183,40 km/h	00:45.797	01:01.238	129,33 km/h
		Lauf 4:	00:01.600	00:01.667	00:12.200	185,48 km/h	00:43.897	00:59.364	133,41 km/h

Sektorzeiten & Speeds - Gruppe H (DMSB, OSK) über 2000 ccm - Klasse 23

Rg.	Nr.		Sektor 1 (15m)	Sektor 2 (15-50m)	Sektor 3	Speed Trap	Sektor 4	Laufzeit	Speed (Lauf)
2	434	DELLKAMM Armin		BMW M3 DTM					
		Lauf 1:	00:01.729	00:01.897	00:13.814	166,71 km/h	00:47.650	01:05.090	121,68 km/h
		Lauf 2:	00:01.639	00:01.762	00:13.190	175,39 km/h	00:48.652	01:05.243	121,39 km/h
		Lauf 3:	00:01.630	00:01.782	00:13.130	174,29 km/h	00:45.804	01:02.346	127,03 km/h
		Lauf 4:	00:01.658	00:01.806	00:13.069	174,42 km/h	00:44.898	01:01.431	128,92 km/h
3	437	PERMETINGER Bernhard		BMW M3 E30					
		Lauf 1:	00:01.854	00:01.897	00:13.109	166,25 km/h	00:46.928	01:03.788	124,16 km/h
		Lauf 2:	00:01.669	00:01.821	00:12.920	174,88 km/h	*	A	* km/h
		Lauf 3:	00:01.694	00:01.812	00:12.847	174,44 km/h	00:46.178	01:02.531	126,66 km/h
		Lauf 4:	00:01.661	00:01.806	00:12.744	172,29 km/h	00:45.552	01:01.763	128,23 km/h
4	435	BANZ Armin		Opel Kadett C 16V					
		Lauf 1:	00:01.838	00:01.783	00:13.061	168,28 km/h	00:49.889	01:06.571	118,97 km/h
		Lauf 2:	00:01.815	00:01.807	00:12.907	170,11 km/h	00:55.156	01:11.685	110,48 km/h
		Lauf 3:	00:01.661	00:01.698	00:12.829	169,11 km/h	00:48.715	01:04.903	122,03 km/h
		Lauf 4:	00:01.648	00:01.664	00:12.951	176,42 km/h	00:46.315	01:02.578	126,56 km/h
5	439	HAUFF Siegfried		Opel Kadett C 16V					
		Lauf 1:	00:01.700	00:01.855	00:13.629	167,79 km/h	00:49.717	01:06.901	118,38 km/h
		Lauf 2:	00:01.774	00:01.841	00:12.980	168,63 km/h	00:52.728	01:09.323	114,25 km/h
		Lauf 3:	00:01.521	00:01.754	00:13.034	180,48 km/h	00:47.877	01:04.186	123,39 km/h
		Lauf 4:	00:01.645	00:01.760	00:12.965	180,36 km/h	00:46.420	01:02.790	126,13 km/h