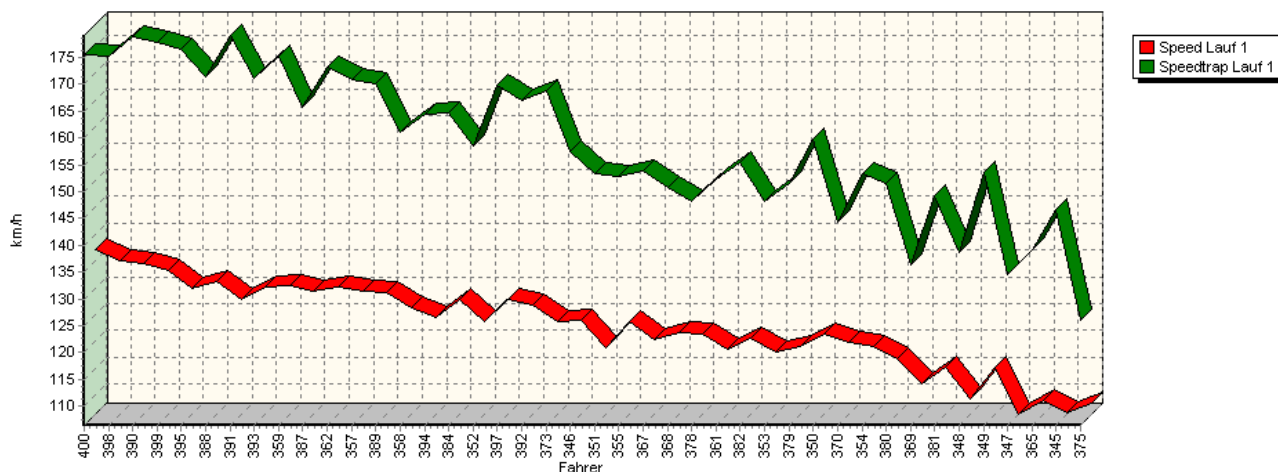
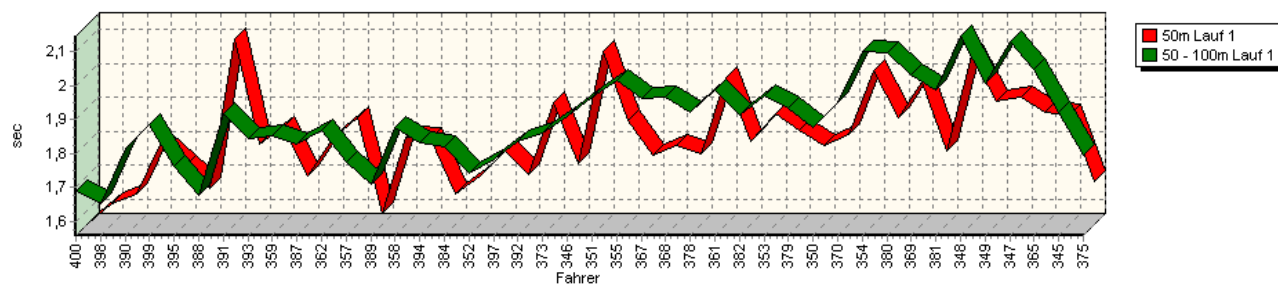


Sektorzeiten & Speeds - Gruppe H (DMSB, OSK) bis 2000 ccm - Klasse 22

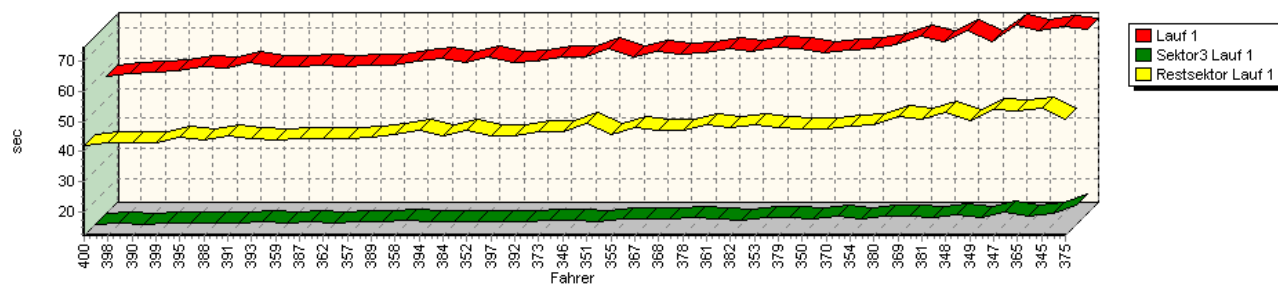
Speed-Diagramm Lauf 1



Sektor-Diagramm (Start) Lauf 1

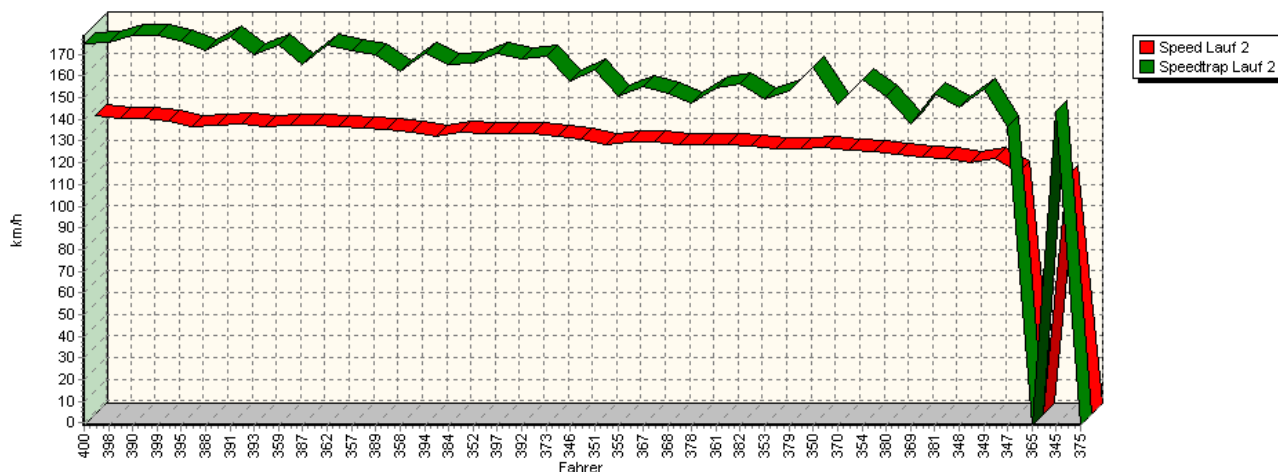


Sektor-Diagramm (Rest) Lauf 1

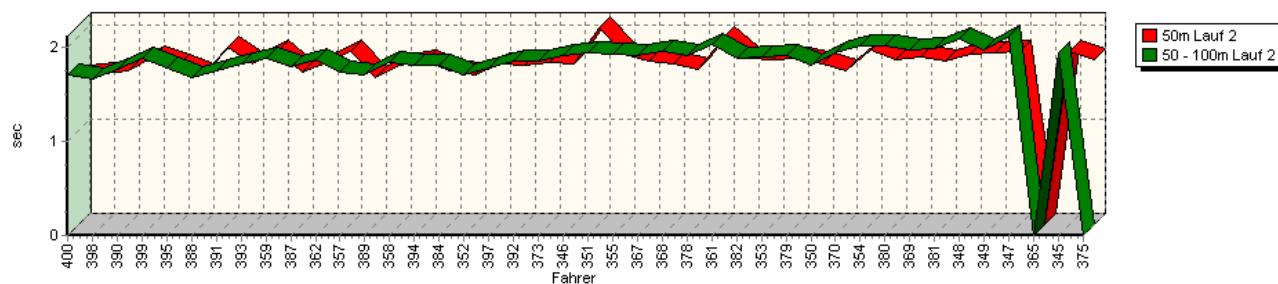


Sektorzeiten & Speeds - Gruppe H (DMSB, OSK) bis 2000 ccm - Klasse 22

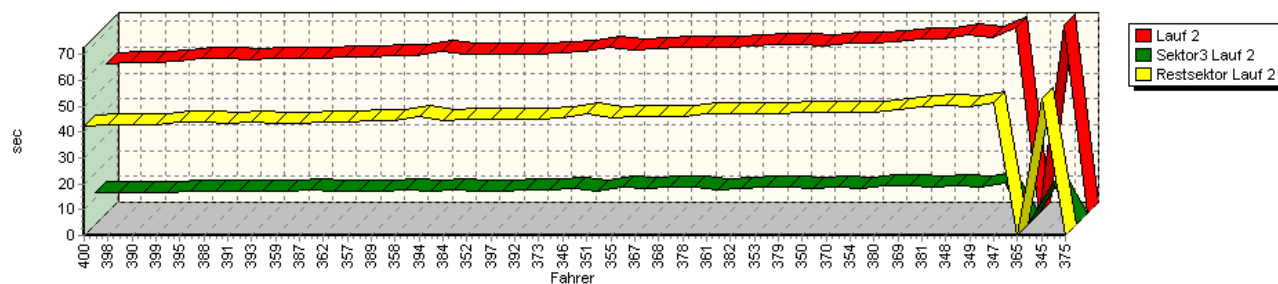
Speed-Diagramm Lauf 2



Sektor-Diagramm (Start) Lauf 2

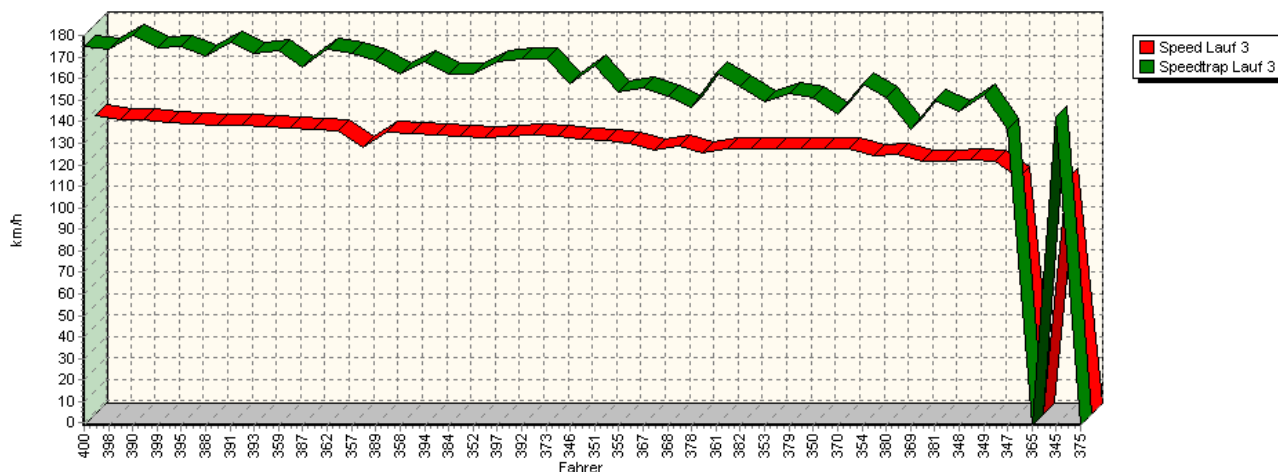


Sektor-Diagramm (Rest) Lauf 2

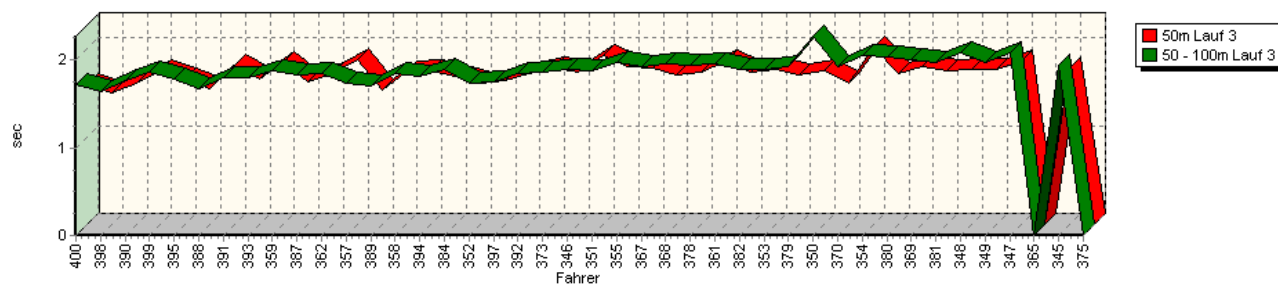


Sektorzeiten & Speeds - Gruppe H (DMSB, OSK) bis 2000 ccm - Klasse 22

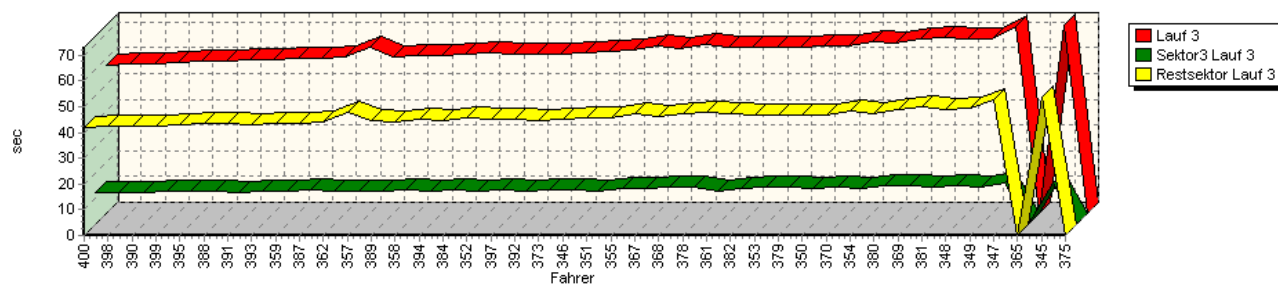
Speed-Diagramm Lauf 3



Sektor-Diagramm (Start) Lauf 3



Sektor-Diagramm (Rest) Lauf 3



Rg.	Nr.	Sektor 1 (15m)	Sektor 2 (15-50m)	Sektor 3	Speed Trap	Sektor 4	Laufzeit	Speed (Lauf)	
1	400	HOVEMANN Holger		Opel Risse Kadett C 16V					
		Lauf 1:	00:01.558	00:01.689	00:12.526	175,58 km/h	00:41.934	00:57.707	137,24 km/h
		Lauf 2:	00:01.569	00:01.701	00:12.527	175,13 km/h	00:42.047	00:57.844	136,92 km/h
		Lauf 3:	00:01.589	00:01.713	00:12.503	174,77 km/h	00:41.709	00:57.514	137,71 km/h

Sektorzeiten & Speeds - Gruppe H (DMSB, OSK) bis 2000 ccm - Klasse 22

Rg.	Nr.		Sektor 1 (15m)	Sektor 2 (15-50m)	Sektor 3	Speed Trap	Sektor 4	Laufzeit	Speed (Lauf)
2	398	SCHMITT Sebastian		Opel Risse Kadett C 16V					
		Lauf 1:	00:01.621	00:01.651	00:12.614	175,27 km/h	00:42.708	00:58.594	135,17 km/h
		Lauf 2:	00:01.599	00:01.660	00:12.579	175,40 km/h	00:42.633	00:58.471	135,45 km/h
		Lauf 3:	00:01.499	00:01.641	00:12.539	173,77 km/h	00:42.510	00:58.189	136,11 km/h
3	390	KROLL Ralf		VW Lehmann Golf 16V					
		Lauf 1:	00:01.647	00:01.814	00:12.368	178,84 km/h	00:43.045	00:58.874	134,52 km/h
		Lauf 2:	00:01.629	00:01.770	00:12.307	178,71 km/h	00:42.700	00:58.406	135,60 km/h
		Lauf 3:	00:01.615	00:01.775	00:12.327	180,13 km/h	00:42.625	00:58.342	135,75 km/h
4	399	MINICHBERGER Mario		VW Minichberger Scirocco					
		Lauf 1:	00:01.797	00:01.884	00:12.815	177,83 km/h	00:42.994	00:59.490	133,13 km/h
		Lauf 2:	00:01.785	00:01.879	00:12.484	178,52 km/h	00:42.957	00:59.105	134,00 km/h
		Lauf 3:	00:01.753	00:01.858	00:13.035	174,59 km/h	00:42.248	00:58.894	134,48 km/h
5	395	PREISSER Dirk		Opel Kadett Frank 16V					
		Lauf 1:	00:01.729	00:01.764	00:12.883	176,57 km/h	00:44.555	01:00.931	129,98 km/h
		Lauf 2:	00:01.695	00:01.785	00:13.021	176,11 km/h	00:43.663	01:00.164	131,64 km/h
		Lauf 3:	00:01.664	00:01.780	00:12.889	175,19 km/h	00:42.814	00:59.147	133,90 km/h
6	388	SONDERBAUER Roman		Opel Risse Kadett C Coupé 16V					
		Lauf 1:	00:01.663	00:01.678	00:13.017	171,50 km/h	00:43.998	01:00.356	131,22 km/h
		Lauf 2:	00:01.594	00:01.681	00:12.932	171,51 km/h	00:43.790	00:59.997	132,01 km/h
		Lauf 3:	00:01.543	00:01.679	00:12.810	170,63 km/h	00:43.406	00:59.438	133,25 km/h
7	391	ROTTENBERGER Dieter		BMW 318i STW					
		Lauf 1:	00:02.106	00:01.919	00:12.732	179,14 km/h	00:45.240	01:01.997	127,75 km/h
		Lauf 2:	00:01.884	00:01.750	00:12.683	178,07 km/h	00:43.215	00:59.532	133,04 km/h
		Lauf 3:	00:01.811	00:01.803	00:12.559	177,17 km/h	00:43.343	00:59.516	133,07 km/h
8	393	WIEBE André		Renault Megane Maxi AWR					
		Lauf 1:	00:01.797	00:01.843	00:13.059	171,09 km/h	00:44.093	01:00.792	130,28 km/h
		Lauf 2:	00:01.710	00:01.824	00:12.970	169,54 km/h	00:43.670	01:00.174	131,62 km/h
		Lauf 3:	00:01.660	00:01.802	00:12.859	171,75 km/h	00:43.282	00:59.603	132,88 km/h
9	359	AUER Christian		Ford Mondeo STW					
		Lauf 1:	00:01.844	00:01.853	00:12.952	175,17 km/h	00:44.053	01:00.702	130,47 km/h
		Lauf 2:	00:01.837	00:01.882	00:12.767	173,96 km/h	00:43.350	00:59.836	132,36 km/h
		Lauf 3:	00:01.844	00:01.882	00:12.921	173,34 km/h	00:43.421	01:00.068	131,85 km/h
10	387	FAATH Sascha		Opel Kadett C Coupé					
		Lauf 1:	00:01.700	00:01.828	00:13.317	165,86 km/h	00:44.353	01:01.198	129,42 km/h
		Lauf 2:	00:01.617	00:01.801	00:13.195	165,49 km/h	00:43.433	01:00.046	131,90 km/h
		Lauf 3:	00:01.619	00:01.828	00:13.250	165,21 km/h	00:43.624	01:00.321	131,30 km/h
11	362	NAUMANN Peter		VW Polo 1,4 G60					
		Lauf 1:	00:01.810	00:01.867	00:12.859	173,14 km/h	00:44.284	01:00.820	130,22 km/h
		Lauf 2:	00:01.723	00:01.864	00:12.812	174,24 km/h	00:43.898	01:00.297	131,35 km/h
		Lauf 3:	00:01.714	00:01.842	00:12.853	173,52 km/h	00:44.272	01:00.681	130,52 km/h
12	357	OCHSNER Jürg		Opel Kadett C					
		Lauf 1:	00:01.872	00:01.774	00:13.176	170,91 km/h	00:44.355	01:01.177	129,46 km/h
		Lauf 2:	00:01.834	00:01.739	00:13.066	171,58 km/h	00:43.727	01:00.366	131,20 km/h
		Lauf 3:	00:01.878	00:01.740	00:12.881	171,96 km/h	00:47.947	01:04.446	122,89 km/h
13	389	WEISS Werner		Ford Escort Zakspeed BDA					
		Lauf 1:	00:01.590	00:01.708	00:13.216	170,09 km/h	00:44.822	01:01.336	129,12 km/h
		Lauf 2:	00:01.563	00:01.701	00:13.048	170,02 km/h	00:44.556	01:00.868	130,12 km/h
		Lauf 3:	00:01.535	00:01.702	00:13.117	168,86 km/h	00:44.520	01:00.874	130,10 km/h

Sektorzeiten & Speeds - Gruppe H (DMSB, OSK) bis 2000 ccm - Klasse 22

Rg.	Nr.	Sektor 1 (15m)	Sektor 2 (15-50m)	Sektor 3	Speed Trap	Sektor 4	Laufzeit	Speed (Lauf)	
14	358	ELLER Hans-Peter		Opel Kadett C Coupé					
		Lauf 1:	00:01.815	00:01.875	00:13.617	161,15 km/h	00:45.442	01:02.749	126,22 km/h
		Lauf 2:	00:01.697	00:01.834	00:13.511	161,86 km/h	00:44.200	01:01.242	129,32 km/h
		Lauf 3:	00:01.730	00:01.844	00:13.397	162,15 km/h	00:44.358	01:01.329	129,14 km/h
15	394	SCHÖNBORN Rainer		VW Golf 1 16V					
		Lauf 1:	00:01.812	00:01.834	00:13.086	164,48 km/h	00:46.858	01:03.590	124,55 km/h
		Lauf 2:	00:01.735	00:01.818	00:12.734	170,43 km/h	00:46.122	01:02.409	126,90 km/h
		Lauf 3:	00:01.753	00:01.809	00:12.933	168,17 km/h	00:44.937	01:01.432	128,92 km/h
16	384	RAUCH Michael		Opel Briegel Kadett 8V					
		Lauf 1:	00:01.646	00:01.819	00:13.477	164,65 km/h	00:45.026	01:01.968	127,81 km/h
		Lauf 2:	00:01.632	00:01.813	00:13.342	165,22 km/h	00:44.707	01:01.494	128,79 km/h
		Lauf 3:	00:01.690	00:01.897	00:13.490	161,94 km/h	00:44.594	01:01.671	128,42 km/h
17	352	EHRBAR Rolf		Opel Kadett C					
		Lauf 1:	00:01.702	00:01.743	00:13.398	158,46 km/h	00:47.163	01:04.006	123,74 km/h
		Lauf 2:	00:01.591	00:01.713	00:13.076	165,79 km/h	00:45.211	01:01.591	128,59 km/h
		Lauf 3:	00:01.611	00:01.730	00:13.144	162,20 km/h	00:45.733	01:02.218	127,29 km/h
18	397	GÖSER Günter		Opel Kadett C Coupé 16V					
		Lauf 1:	00:01.776	00:01.784	00:13.112	169,78 km/h	00:45.321	01:01.993	127,76 km/h
		Lauf 2:	00:01.714	00:01.775	00:13.083	170,16 km/h	00:45.028	01:01.600	128,57 km/h
		Lauf 3:	00:01.634	00:01.757	00:13.254	167,74 km/h	00:45.327	01:01.972	127,80 km/h
19	392	FLIK Thomas		Renault Clio Williams					
		Lauf 1:	00:01.704	00:01.838	00:13.439	166,94 km/h	00:45.416	01:02.397	126,93 km/h
		Lauf 2:	00:01.694	00:01.857	00:13.391	167,80 km/h	00:44.756	01:01.698	128,37 km/h
		Lauf 3:	00:01.715	00:01.839	00:13.181	168,92 km/h	00:44.923	01:01.658	128,45 km/h
20	373	FINK Marco		BMW 320i					
		Lauf 1:	00:01.919	00:01.862	00:13.636	168,84 km/h	00:46.595	01:04.012	123,73 km/h
		Lauf 2:	00:01.723	00:01.850	00:13.508	169,28 km/h	00:45.110	01:02.191	127,35 km/h
		Lauf 3:	00:01.784	00:01.864	00:13.309	169,12 km/h	00:44.857	01:01.814	128,13 km/h
21	346	BANZ Urs		Opel Ascona B 8V					
		Lauf 1:	00:01.736	00:01.908	00:13.737	157,59 km/h	00:46.525	01:03.906	123,93 km/h
		Lauf 2:	00:01.709	00:01.917	00:13.720	157,92 km/h	00:45.461	01:02.807	126,10 km/h
		Lauf 3:	00:01.741	00:01.899	00:13.623	157,67 km/h	00:45.042	01:02.305	127,12 km/h
22	351	WIEBE Bjoern		Renault Laguna B TCC					
		Lauf 1:	00:02.071	00:01.965	00:13.437	153,29 km/h	00:49.197	01:06.670	118,79 km/h
		Lauf 2:	00:02.091	00:01.949	00:13.021	163,09 km/h	00:47.065	01:04.126	123,51 km/h
		Lauf 3:	00:01.928	00:01.884	00:13.038	166,13 km/h	00:45.910	01:02.760	126,20 km/h
23	355	SCHILL Sven		Opel Kadett C					
		Lauf 1:	00:01.866	00:02.017	00:14.369	152,92 km/h	00:45.799	01:04.051	123,65 km/h
		Lauf 2:	00:01.818	00:01.930	00:14.330	150,61 km/h	00:45.368	01:03.446	124,83 km/h
		Lauf 3:	00:01.802	00:01.968	00:14.238	153,87 km/h	00:45.478	01:03.486	124,75 km/h
24	367	KONSTANZER Alex		Opel Kadett C Coupé 8V					
		Lauf 1:	00:01.762	00:01.963	00:14.026	153,96 km/h	00:48.016	01:05.767	120,42 km/h
		Lauf 2:	00:01.732	00:01.920	00:13.821	155,38 km/h	00:46.002	01:03.475	124,77 km/h
		Lauf 3:	00:01.787	00:01.923	00:13.939	155,60 km/h	00:47.490	01:05.139	121,59 km/h
25	368	KÖBELE Manfred		Opel Kadett C Coupé					
		Lauf 1:	00:01.793	00:01.966	00:14.357	150,72 km/h	00:46.933	01:05.049	121,76 km/h
		Lauf 2:	00:01.708	00:01.954	00:14.353	151,88 km/h	00:46.210	01:04.225	123,32 km/h
		Lauf 3:	00:01.710	00:01.962	00:14.362	151,63 km/h	00:46.035	01:04.069	123,62 km/h

Sektorzeiten & Speeds - Gruppe H (DMSB, OSK) bis 2000 ccm - Klasse 22

Rg.	Nr.		Sektor 1 (15m)	Sektor 2 (15-50m)	Sektor 3	Speed Trap	Sektor 4	Laufzeit	Speed (Lauf)
26	378	EHRET Christian		Opel Ascona B					
		Lauf 1:	00:01.767	00:01.922	00:14.499	148,14 km/h	00:47.004	01:05.192	121,49 km/h
		Lauf 2:	00:01.652	00:01.918	00:14.417	147,47 km/h	00:46.185	01:04.172	123,42 km/h
		Lauf 3:	00:01.729	00:01.934	00:14.577	146,94 km/h	00:47.452	01:05.692	120,56 km/h
27	361	JANSENBERGER Charly		Opel Vectra STW					
		Lauf 1:	00:01.990	00:01.986	00:14.081	152,44 km/h	00:48.774	01:06.831	118,51 km/h
		Lauf 2:	00:01.990	00:02.038	00:13.221	154,34 km/h	00:47.146	01:04.395	122,99 km/h
		Lauf 3:	00:01.869	00:01.951	00:13.152	163,03 km/h	00:47.645	01:04.617	122,57 km/h
28	382	PETER Guido		VW Golf TSM 8V					
		Lauf 1:	00:01.803	00:01.912	00:13.964	155,34 km/h	00:47.917	01:05.596	120,74 km/h
		Lauf 2:	00:01.760	00:01.889	00:13.838	156,53 km/h	00:47.204	01:04.691	122,43 km/h
		Lauf 3:	00:01.743	00:01.902	00:13.879	156,57 km/h	00:47.223	01:04.747	122,32 km/h
29	353	LAMPERT Christoph		VW Golf GTI 16V					
		Lauf 1:	00:01.887	00:01.972	00:14.654	148,28 km/h	00:48.642	01:07.155	117,94 km/h
		Lauf 2:	00:01.748	00:01.906	00:14.348	149,16 km/h	00:47.145	01:05.147	121,57 km/h
		Lauf 3:	00:01.763	00:01.899	00:14.326	149,43 km/h	00:46.744	01:04.732	122,35 km/h
30	379	PAGANO Sebastiano		Opel Kadett C 8V					
		Lauf 1:	00:01.837	00:01.936	00:14.829	151,54 km/h	00:47.931	01:06.533	119,04 km/h
		Lauf 2:	00:01.767	00:01.911	00:14.481	153,18 km/h	00:47.193	01:05.352	121,19 km/h
		Lauf 3:	00:01.701	00:01.933	00:14.409	152,94 km/h	00:46.769	01:04.812	122,20 km/h
31	350	WENZEL Uwe		Opel Kadett C Coupé					
		Lauf 1:	00:01.791	00:01.879	00:14.108	159,93 km/h	00:47.453	01:05.231	121,41 km/h
		Lauf 2:	00:01.714	00:01.814	00:13.898	163,85 km/h	00:47.428	01:04.854	122,12 km/h
		Lauf 3:	00:01.752	00:02.273	00:14.212	151,00 km/h	00:46.633	01:04.870	122,09 km/h
32	370	SEITZ Hans Dieter		Ford Escort MK II					
		Lauf 1:	00:01.825	00:01.951	00:14.953	144,41 km/h	00:47.359	01:06.088	119,84 km/h
		Lauf 2:	00:01.628	00:01.950	00:14.602	146,68 km/h	00:47.426	01:05.606	120,72 km/h
		Lauf 3:	00:01.614	00:01.927	00:14.756	143,55 km/h	00:46.589	01:04.886	122,06 km/h
33	354	RYPKA René		Opel Kadett C GTE 8V					
		Lauf 1:	00:02.013	00:02.101	00:14.232	153,33 km/h	00:48.186	01:06.532	119,04 km/h
		Lauf 2:	00:01.854	00:02.019	00:14.072	158,39 km/h	00:47.919	01:05.864	120,25 km/h
		Lauf 3:	00:02.014	00:02.048	00:14.134	157,45 km/h	00:48.445	01:06.641	118,85 km/h
34	380	HATEZIC Johann		Opel Ascona B 8V					
		Lauf 1:	00:01.874	00:02.096	00:15.032	151,67 km/h	00:48.806	01:07.808	116,80 km/h
		Lauf 2:	00:01.752	00:02.016	00:15.207	150,85 km/h	00:47.680	01:06.655	118,82 km/h
		Lauf 3:	00:01.726	00:02.032	00:15.085	151,21 km/h	00:47.315	01:06.158	119,72 km/h
35	369	KIESER Werner		Ford Escort RS 2000					
		Lauf 1:	00:01.978	00:02.031	00:15.207	136,44 km/h	00:51.486	01:10.702	112,02 km/h
		Lauf 2:	00:01.776	00:01.978	00:15.058	137,98 km/h	00:48.727	01:07.539	117,27 km/h
		Lauf 3:	00:01.802	00:02.005	00:15.030	136,39 km/h	00:49.214	01:08.051	116,38 km/h
36	381	LANG Bernhard		Ford Escort RS 2000 Spezial					
		Lauf 1:	00:01.774	00:01.989	00:14.555	149,21 km/h	00:50.487	01:08.805	115,11 km/h
		Lauf 2:	00:01.737	00:01.984	00:14.284	151,83 km/h	00:49.618	01:07.623	117,12 km/h
		Lauf 3:	00:01.757	00:01.970	00:14.481	149,93 km/h	00:49.926	01:08.134	116,24 km/h
37	348	GMEINDER Andreas		Audi 80					
		Lauf 1:	00:02.059	00:02.147	00:15.544	138,55 km/h	00:52.807	01:12.557	109,16 km/h
		Lauf 2:	00:01.811	00:02.089	00:14.952	145,44 km/h	00:50.086	01:08.938	114,89 km/h
		Lauf 3:	00:01.771	00:02.080	00:14.835	144,50 km/h	00:48.963	01:07.649	117,08 km/h

Sektorzeiten & Speeds - Gruppe H (DMSB, OSK) bis 2000 ccm - Klasse 22

Rg.	Nr.		Sektor 1 (15m)	Sektor 2 (15-50m)	Sektor 3	Speed Trap	Sektor 4	Laufzeit	Speed (Lauf)
38	349	SCHMID Thomas		Opel Kadett C Coupé					
		Lauf 1:	00:01.921	00:02.007	00:14.744	153,62 km/h	00:50.054	01:08.726	115,24 km/h
		Lauf 2:	00:01.820	00:01.967	00:14.509	154,02 km/h	00:49.609	01:07.905	116,63 km/h
		Lauf 3:	00:01.770	00:01.975	00:14.619	152,51 km/h	00:49.626	01:07.990	116,49 km/h
39	347	FLIK Beatrice		Renault Megane Coupé					
		Lauf 1:	00:01.935	00:02.132	00:16.253	134,48 km/h	00:54.084	01:14.404	106,45 km/h
		Lauf 2:	00:01.838	00:02.120	00:16.107	136,36 km/h	00:51.631	01:11.696	110,47 km/h
		Lauf 3:	00:01.869	00:02.080	00:15.972	136,63 km/h	00:52.686	01:12.607	109,08 km/h
40	365	SCHWANECKE Gero		VW Golf 1 GTI					
		Lauf 1:	00:01.891	00:02.048	00:15.104	139,24 km/h	00:53.626	01:12.669	108,99 km/h
		Lauf 2:	*	*	*	* km/h	*	*	* km/h
		Lauf 3:	*	*	*	* km/h	*	*	* km/h
41	345	BUSER Lis		Opel Kadett C					
		Lauf 1:	00:01.880	00:01.923	00:15.903	146,56 km/h	00:54.448	01:14.154	106,81 km/h
		Lauf 2:	00:01.842	00:01.948	00:15.872	143,67 km/h	00:53.166	01:12.828	108,75 km/h
		Lauf 3:	00:01.786	00:01.941	00:15.902	142,44 km/h	00:53.539	01:13.168	108,24 km/h
42	375	BEHR Martin		BMW 2002					
		Lauf 1:	00:01.685	00:01.794	00:18.848	126,14 km/h	00:50.746	01:13.073	108,39 km/h
		Lauf 2:	00:01.756	*	*	* km/h	*	A	* km/h
		Lauf 3:	*	*	*	* km/h	*	*	* km/h