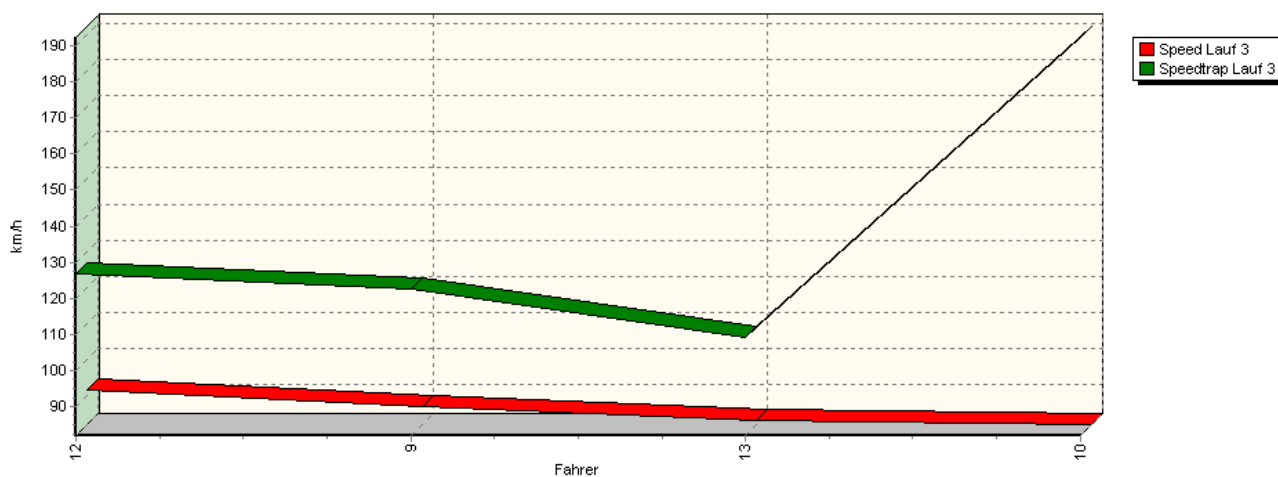
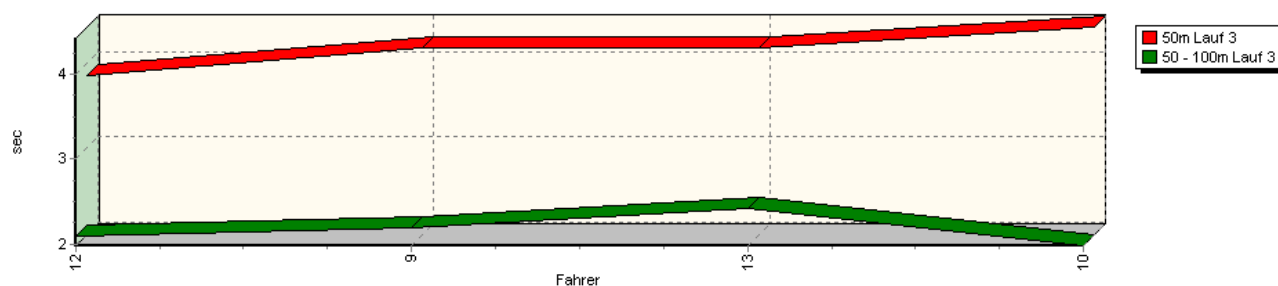


Sektorzeiten & Speeds - Training - Gesamt

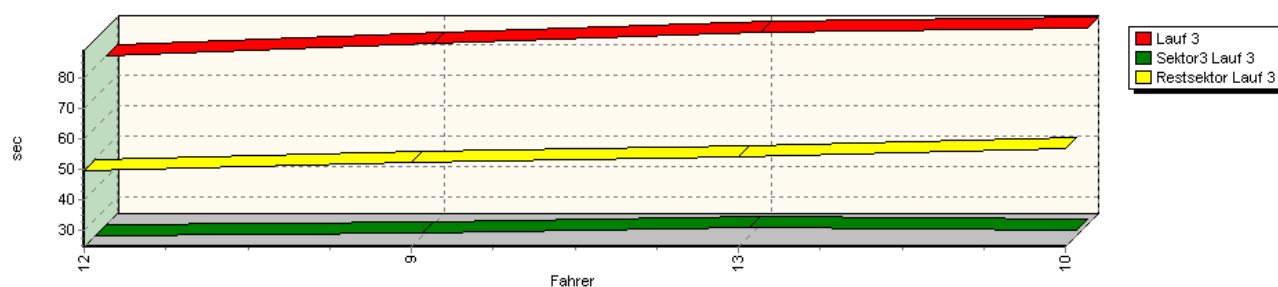
Speed-Diagramm Lauf 3



Sektor-Diagramm (Start) Lauf 3



Sektor-Diagramm (Rest) Lauf 3

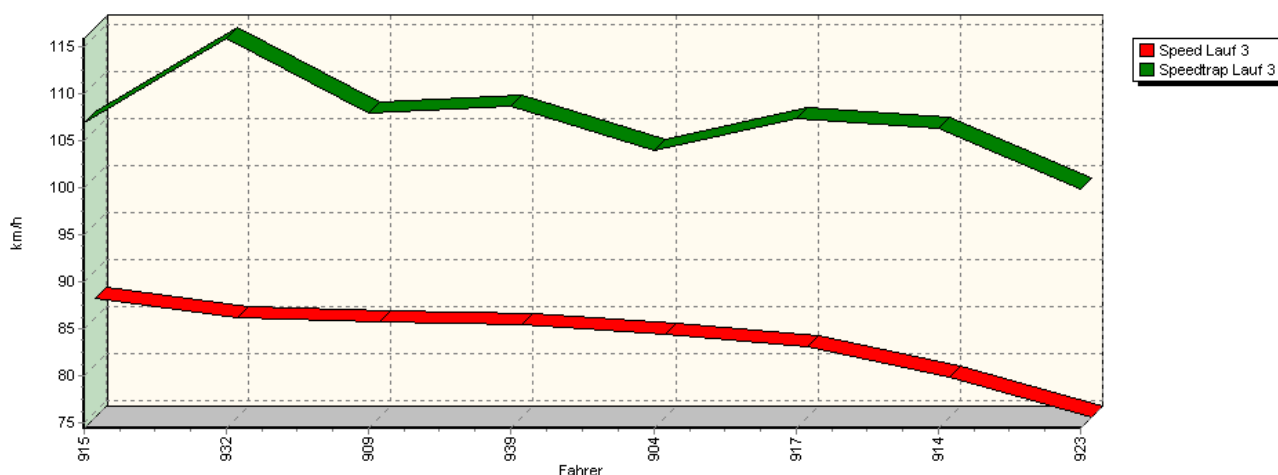


Rg.	Nr.	Sektor 1 (50m)	Sektor 2 (50-100m)	Sektor 3	Speed Trap	Sektor 4	Laufzeit	Speed (Lauf)
1	12	SCHAAR Peter		GMC F40 Aproximada				
		Lauf 3:	00:03.851	00:02.096	00:24.421	126,76 km/h	00:49.410	01:19.778
2	9	FÜß Karl		Porsche 911 T				
		Lauf 3:	00:04.177	00:02.198	00:25.290	122,60 km/h	00:52.256	01:23.921
3	13	STIEREN Max		Alfa Romeo Alfetta GTV 2.0				
		Lauf 3:	00:04.184	00:02.414	00:27.175	109,12 km/h	00:53.873	01:27.646

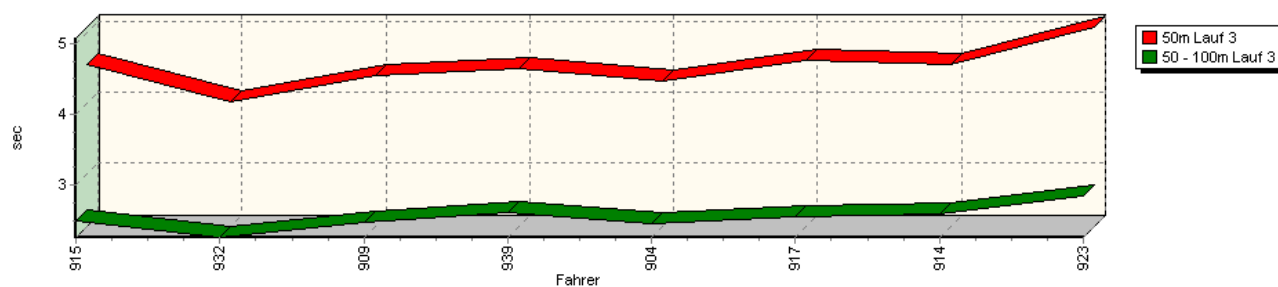
Sektorzeiten & Speeds - Training - Gesamt

Rg.	Nr.	Sektor 1 (50m)	Sektor 2 (50-100m)	Sektor 3	Speed Trap	Sektor 4	Laufzeit	Speed (Lauf)
4	10	SCHOLZ Reinhard		Chevrolet - Corvette				
		Lauf 3:	00:04.424	00:01.979	00:26.122	192,20 km/h	00:56.496	01:29.021
								82,09 km/h

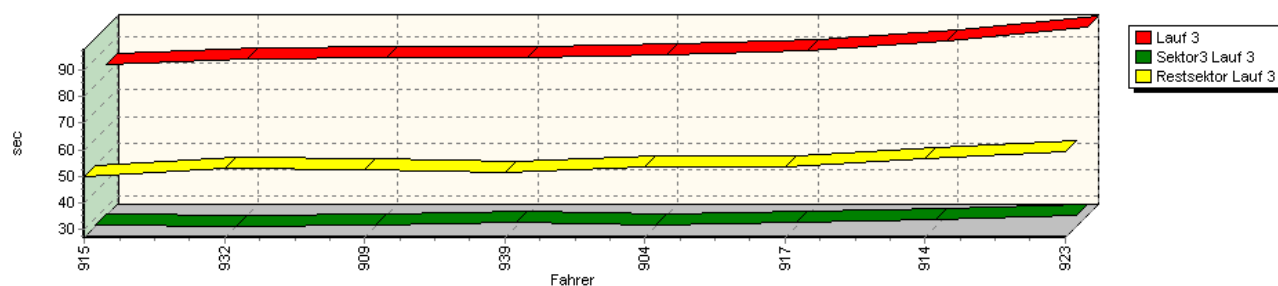
Speed-Diagramm Lauf 3



Sektor-Diagramm (Start) Lauf 3



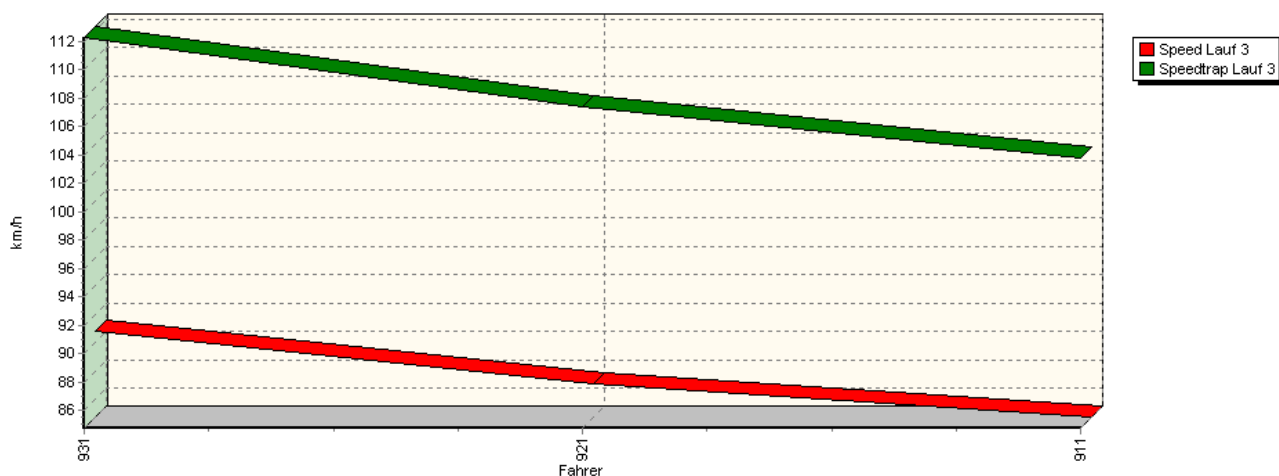
Sektor-Diagramm (Rest) Lauf 3



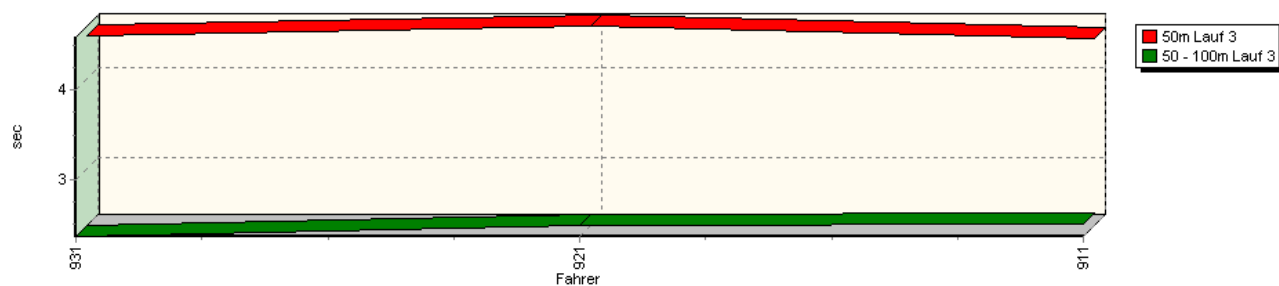
Sektorzeiten & Speeds - Training - Gesamt

Rg.	Nr.	Sektor 1 (50m)	Sektor 2 (50-100m)	Sektor 3	Speed Trap	Sektor 4	Laufzeit	Speed (Lauf)
1	915	KLEBER Klaus		Fiat Abarth 1000 TC Corsa				
		Lauf 3: 00:04.542	00:02.491	00:27.267	106,96 km/h	00:49.539	01:23.839	87,17 km/h
2	932	KRIEG Ralf		Fiat Abarth 1000 TC				
		Lauf 3: 00:04.027	00:02.256	00:26.621	115,93 km/h	00:53.004	01:25.908	85,07 km/h
3	909	STÖRMER Klaus		Fiat Abarth 1000 TC				
		Lauf 3: 00:04.403	00:02.473	00:27.275	108,02 km/h	00:52.243	01:26.394	84,59 km/h
4	939	VAN LING Ad		Fiat Abarth 1000 TC				
		Lauf 3: 00:04.483	00:02.611	00:28.133	108,80 km/h	00:51.487	01:26.714	84,28 km/h
5	904	SCHOUTEN Jan		Fiat Abarth 1000 TC				
		Lauf 3: 00:04.323	00:02.444	00:27.361	104,09 km/h	00:53.565	01:27.693	83,34 km/h
6	917	BELET Geert		Fiat Abarth 1000 TC				
		Lauf 3: 00:04.613	00:02.547	00:28.395	107,39 km/h	00:53.590	01:29.145	81,98 km/h
7	914	BOM Ruud		Fiat Abarth 1000 TC				
		Lauf 3: 00:04.553	00:02.585	00:29.113	106,34 km/h	00:56.627	01:32.878	78,68 km/h
8	923	BRAUCKMANN Werner		Fiat Abarth 1000 TC				
		Lauf 3: 00:05.081	00:02.842	00:30.801	99,90 km/h	00:59.391	01:38.115	74,48 km/h

Speed-Diagramm Lauf 3

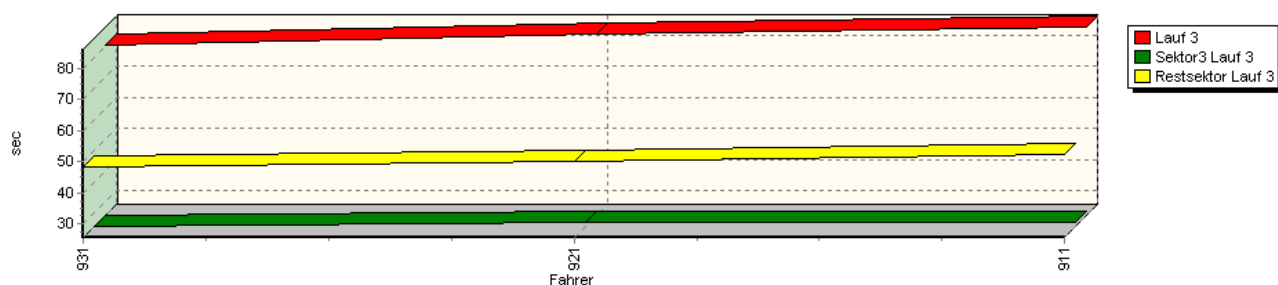


Sektor-Diagramm (Start) Lauf 3



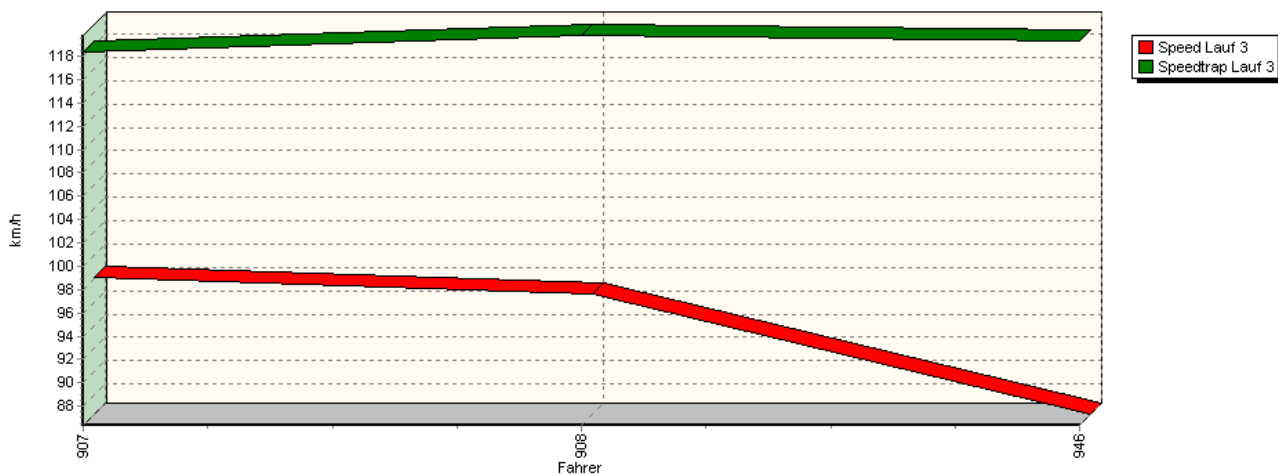
Sektorzeiten & Speeds - Training - Gesamt

Sektor-Diagramm (Rest) Lauf 3



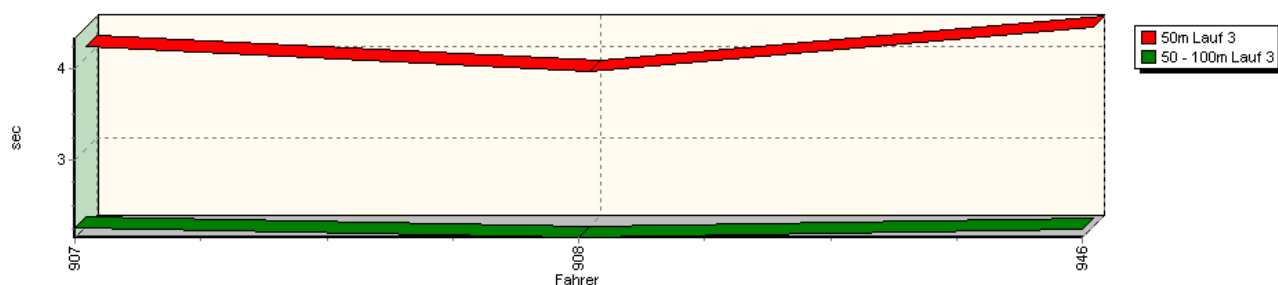
Rg.	Nr.	Sektor 1 (50m)	Sektor 2 (50-100m)	Sektor 3	Speed Trap	Sektor 4	Laufzeit	Speed (Lauf)
1	931	SCHULZ Udo	Autobianchi A112					
		Lauf 3: 00:04.466	00:02.385	00:25.489	112,26 km/h	00:48.182	01:20.522	90,76 km/h
2	921	LEITMANN Heinrich	Autobianchi A112					
		Lauf 3: 00:04.569	00:02.502	00:26.641	107,36 km/h	00:50.233	01:23.945	87,06 km/h
3	911	KLINGELHÖFER Patrick	Autobianchi A112 Abarth					
		Lauf 3: 00:04.427	00:02.525	00:27.003	103,82 km/h	00:52.277	01:26.232	84,75 km/h

Speed-Diagramm Lauf 3

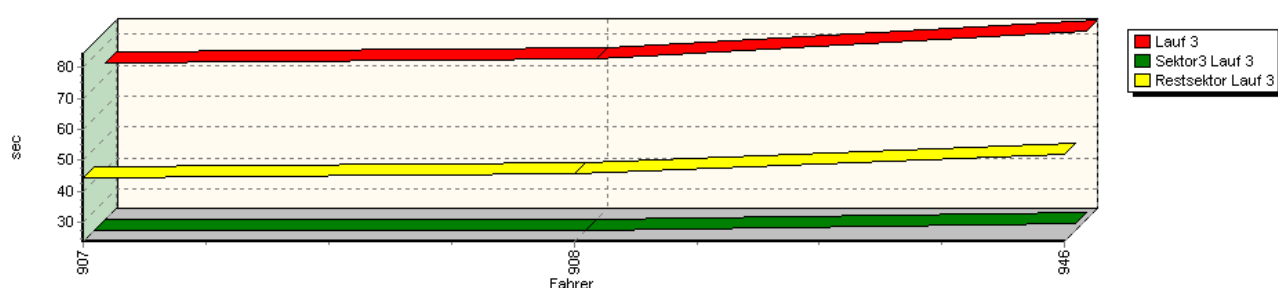


Sektorzeiten & Speeds - Training - Gesamt

Sektor-Diagramm (Start) Lauf 3



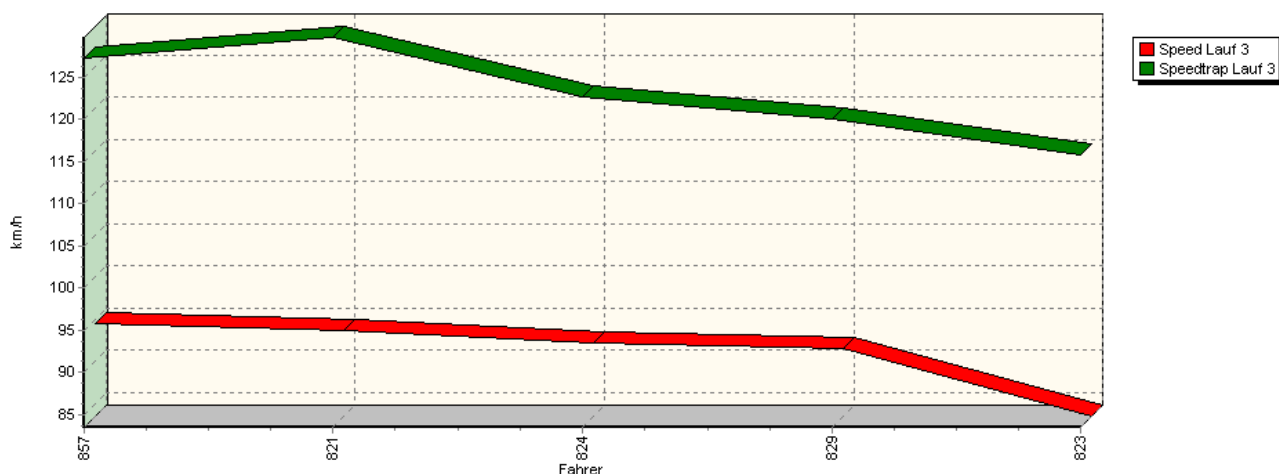
Sektor-Diagramm (Rest) Lauf 3



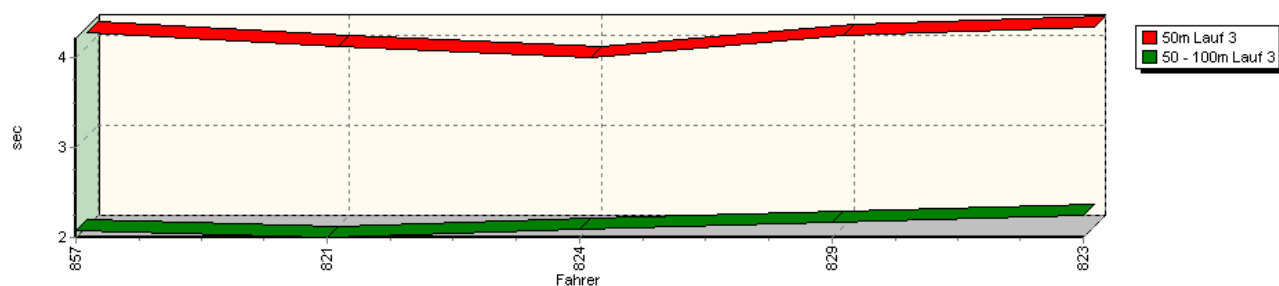
Rg.	Nr.	Sektor 1 (50m)	Sektor 2 (50-100m)	Sektor 3	Speed Trap	Sektor 4	Laufzeit	Speed (Lauf)
1	907	KLINGELHÖFER Thomas	Autobianchi A112 Abarth					
		Lauf 3: 00:04.121	00:02.256	00:23.919	118,39 km/h	00:44.234	01:14.530	98,05 km/h
2	908	KÖSTER Reinhold	Fiat Abarth 1000 TCR					
		Lauf 3: 00:03.840	00:02.153	00:23.769	119,78 km/h	00:45.871	01:15.633	96,62 km/h
3	946	RAGUSA Roberto	Fiat Abarth 1000 TCR					
		Lauf 3: 00:04.328	00:02.243	00:25.885	119,31 km/h	00:52.164	01:24.620	86,36 km/h

Sektorzeiten & Speeds - Training - Gesamt

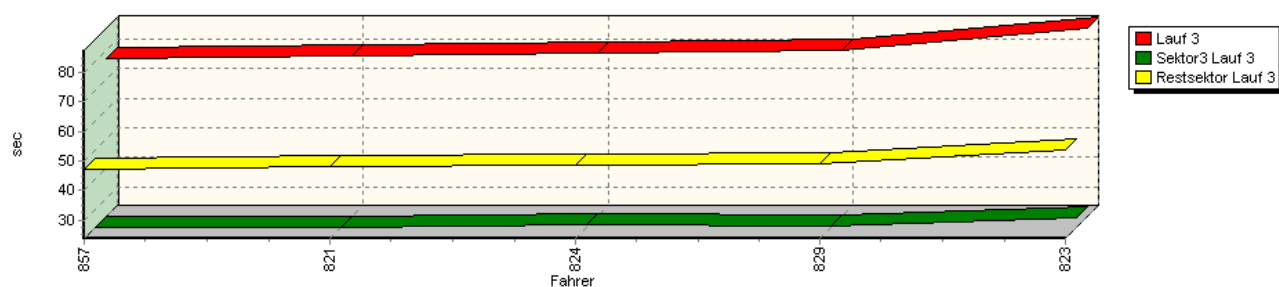
Speed-Diagramm Lauf 3



Sektor-Diagramm (Start) Lauf 3



Sektor-Diagramm (Rest) Lauf 3

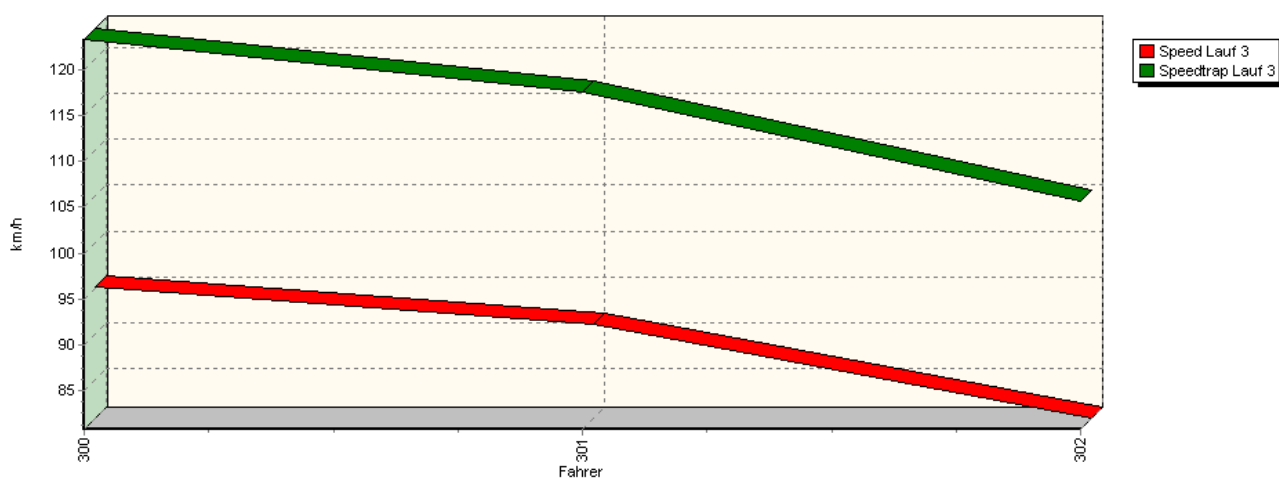


Rg.	Nr.	Sektor 1 (50m)	Sektor 2 (50-100m)	Sektor 3	Speed Trap	Sektor 4	Laufzeit	Speed (Lauf)	
1	857	BRANSCHIED Marc		Rover Mini					
		Lauf 3:	00:04.160	00:02.075	00:23.920	127,26 km/h	00:47.244	01:17.399	94,42 km/h
2	821	GENSEMEYER Mike		Austin Mini Migila					
		Lauf 3:	00:04.002	00:01.993	00:23.817	129,68 km/h	00:48.234	01:18.046	93,64 km/h
3	824	GEISER Johannes		Austin Rover Mini MKII					
		Lauf 3:	00:03.878	00:02.091	00:24.802	122,71 km/h	00:48.520	01:19.291	92,17 km/h

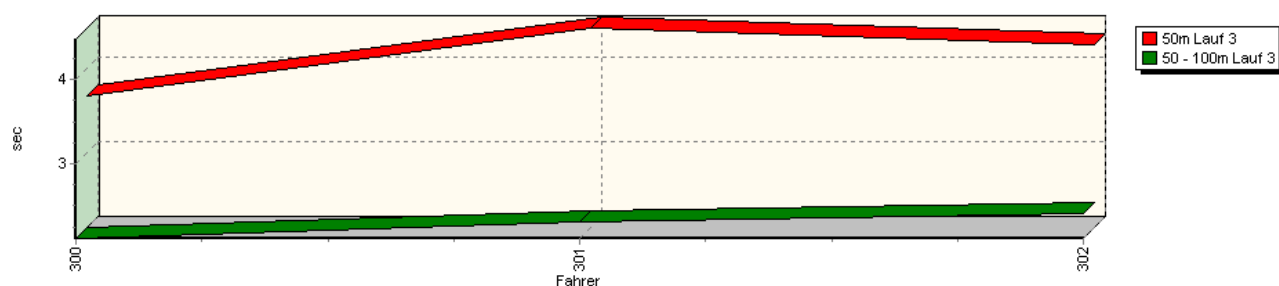
Sektorzeiten & Speeds - Training - Gesamt

Rg.	Nr.	Sektor 1 (50m)	Sektor 2 (50-100m)	Sektor 3	Speed Trap	Sektor 4	Laufzeit	Speed (Lauf)
4	829	BECKMANN Konrad		Mini Cooper S				
		Lauf 3:	00:04.129	00:02.158	00:24.377	119,98 km/h	00:49.192	01:19.856
5	823	FRANZ Jörg		Austin Mini				
		Lauf 3:	00:04.220	00:02.241	00:27.271	115,84 km/h	00:53.758	01:27.490

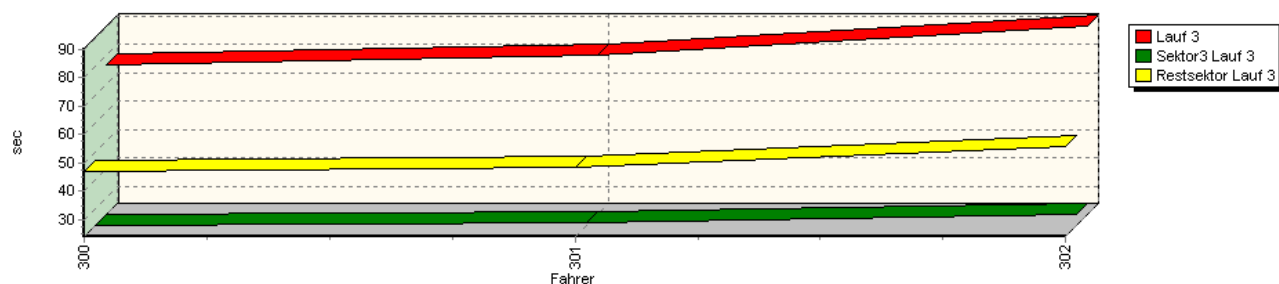
Speed-Diagramm Lauf 3



Sektor-Diagramm (Start) Lauf 3



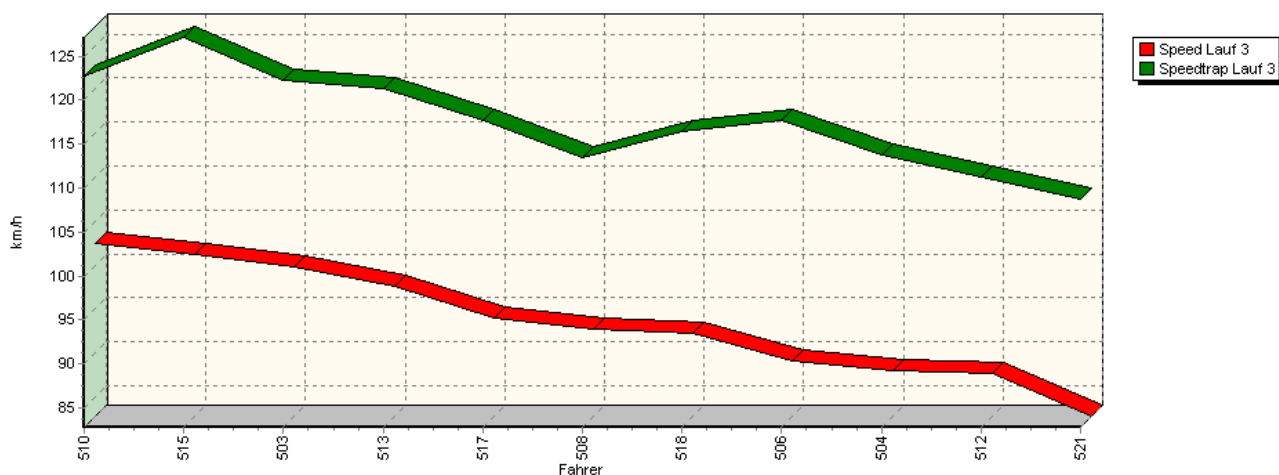
Sektor-Diagramm (Rest) Lauf 3



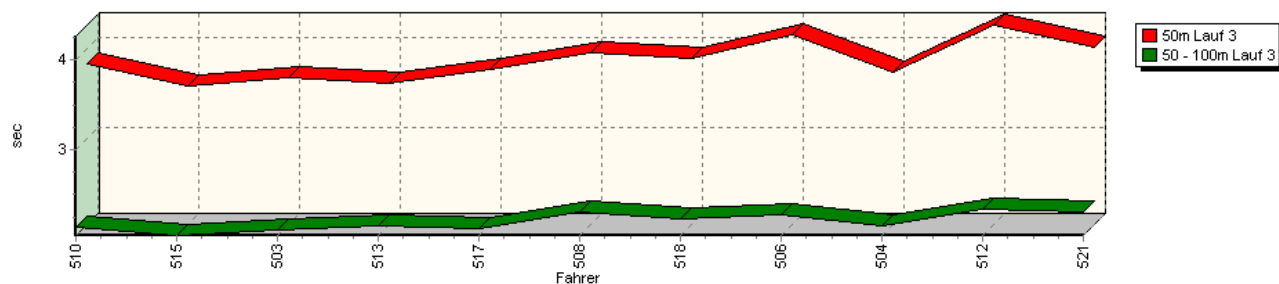
Sektorzeiten & Speeds - Training - Gesamt

Rg.	Nr.	Sektor 1 (50m)	Sektor 2 (50-100m)	Sektor 3	Speed Trap	Sektor 4	Laufzeit	Speed (Lauf)
1	300	KLEINEBERG Frank		NSU 1000				
		Lauf 3: 00:03.666	00:02.115	00:23.992	123,34 km/h	00:47.020	01:16.793	95,17 km/h
2	301	KRYSTOFIAK Thomas		NSU 1200 C				
		Lauf 3: 00:04.477	00:02.318	00:24.846	117,55 km/h	00:48.620	01:20.261	91,05 km/h
3	302	SCHEFFEL Jürgen		NSU TT				
		Lauf 3: 00:04.281	00:02.413	00:28.140	105,74 km/h	00:55.649	01:30.483	80,77 km/h

Speed-Diagramm Lauf 3

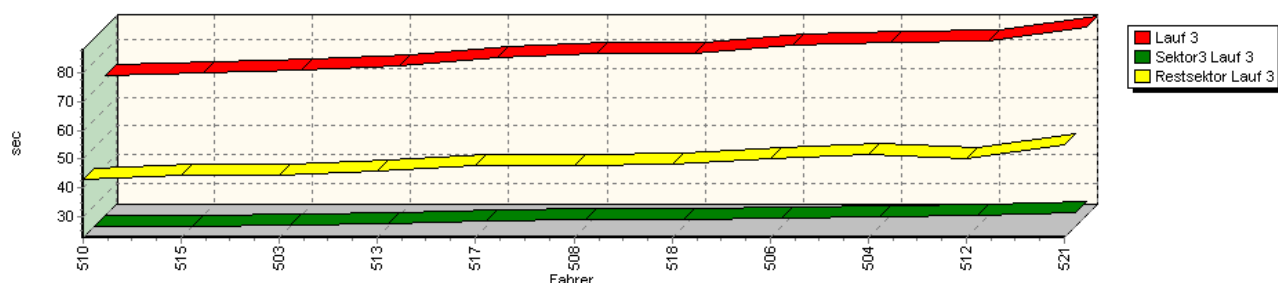


Sektor-Diagramm (Start) Lauf 3



Sektorzeiten & Speeds - Training - Gesamt

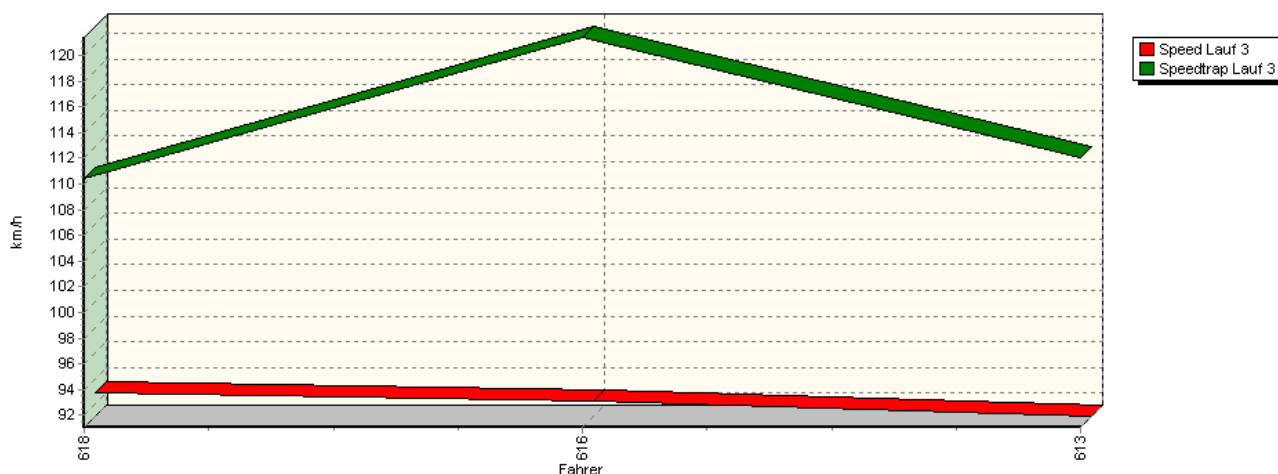
Sektor-Diagramm (Rest) Lauf 3



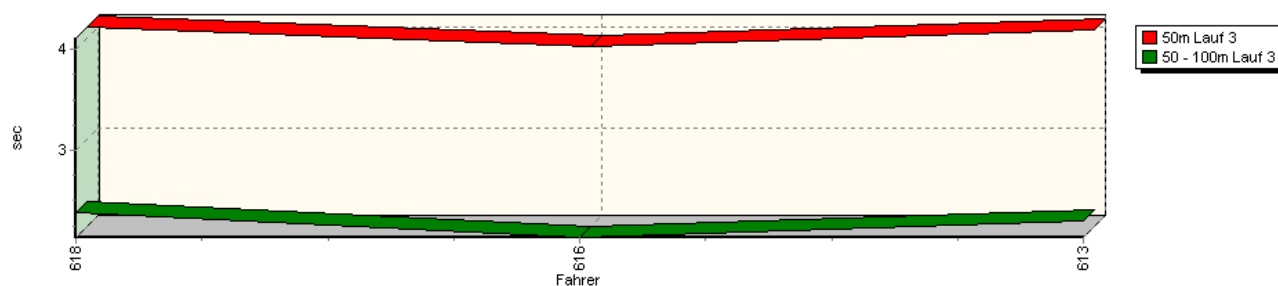
Rg.	Nr.	Sektor 1 (50m)	Sektor 2 (50-100m)	Sektor 3	Speed Trap	Sektor 4	Laufzeit	Speed (Lauf)
1	510	HOFMANN Steffen	NSU TT					
		Lauf 3: 00:03.833	00:02.125	00:22.612	122,67 km/h	00:42.741	01:11.311	102,48 km/h
2	515	SCHINDLER Uwe	NSU KWR					
		Lauf 3: 00:03.583	00:02.035	00:22.523	127,15 km/h	00:44.094	01:12.235	101,17 km/h
3	503	NIEDERMANN Johannes	NSU 1000C					
		Lauf 3: 00:03.671	00:02.091	00:23.164	122,30 km/h	00:44.307	01:13.233	99,79 km/h
4	513	FASSBENDER Walter	NSU-Grewe					
		Lauf 3: 00:03.616	00:02.136	00:23.585	121,34 km/h	00:45.590	01:14.927	97,53 km/h
5	517	VOGEL Michael	NSU TT Davidovic					
		Lauf 3: 00:03.772	00:02.114	00:24.237	117,78 km/h	00:47.730	01:17.853	93,87 km/h
6	508	HOFMANN Gerhard	NSU TT					
		Lauf 3: 00:03.956	00:02.305	00:25.041	113,43 km/h	00:47.582	01:18.884	92,64 km/h
7	518	HÖLLERICH Nicola	NSU TT					
		Lauf 3: 00:03.890	00:02.220	00:25.071	116,46 km/h	00:48.035	01:19.216	92,25 km/h
8	506	SCHABACKER Pit	NSU-Davidovic TT					
		Lauf 3: 00:04.156	00:02.273	00:25.494	117,67 km/h	00:50.194	01:22.117	88,99 km/h
9	504	SZOTT Roman	NSU TT					
		Lauf 3: 00:03.730	00:02.141	00:25.745	113,77 km/h	00:51.424	01:23.040	88,01 km/h
10	512	NEUNER Bernhard	NSU TT					
		Lauf 3: 00:04.260	00:02.328	00:26.512	111,32 km/h	00:50.234	01:23.334	87,69 km/h
11	521	VOIGT Walter	NSU TT					
		Lauf 3: 00:04.013	00:02.302	00:27.255	108,71 km/h	00:54.720	01:28.290	82,77 km/h

Sektorzeiten & Speeds - Training - Gesamt

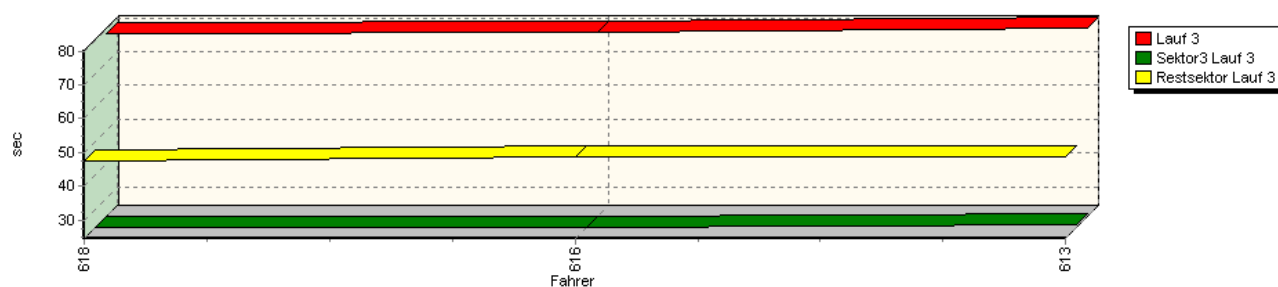
Speed-Diagramm Lauf 3



Sektor-Diagramm (Start) Lauf 3



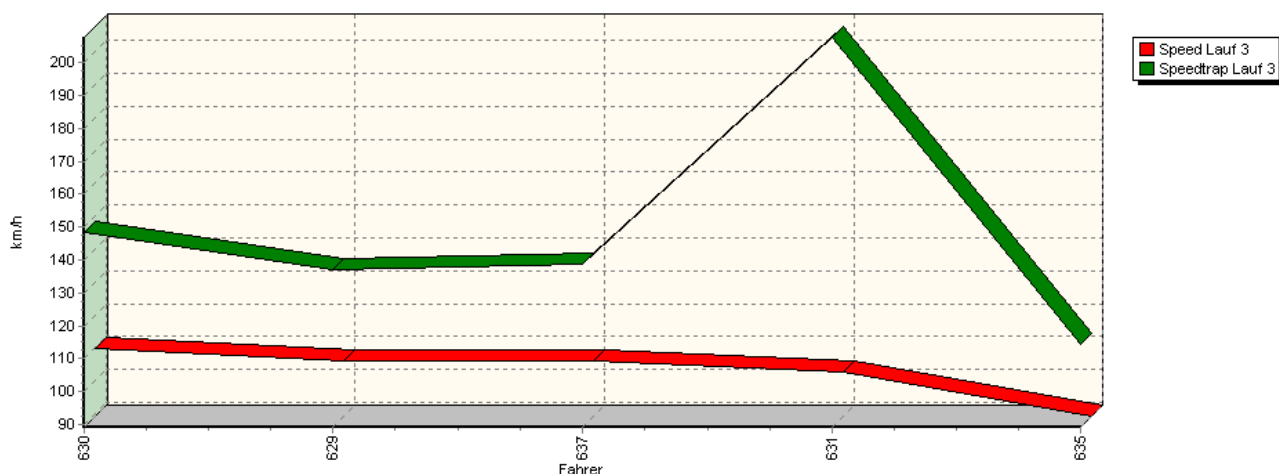
Sektor-Diagramm (Rest) Lauf 3



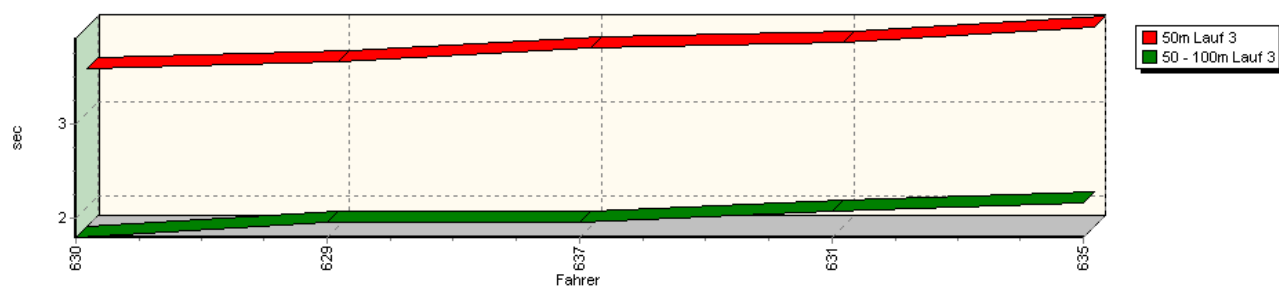
Rg.	Nr.	Sektor 1 (50m)	Sektor 2 (50-100m)	Sektor 3	Speed Trap	Sektor 4	Laufzeit	Speed (Lauf)
1	618	EIRICH Raimund		VW Polo 86C				
		Lauf 3:	00:04.107	00:02.374	00:24.669	110,46 km/h	00:47.520	01:18.670
2	616	SCHRÖDER Detlef		VW Polo				
		Lauf 3:	00:03.914	00:02.130	00:24.490	121,41 km/h	00:48.655	01:19.189
3	613	TRIEBSTEIN Christian		VW Polo I				
		Lauf 3:	00:04.086	00:02.296	00:25.228	112,02 km/h	00:48.627	01:20.237

Sektorzeiten & Speeds - Training - Gesamt

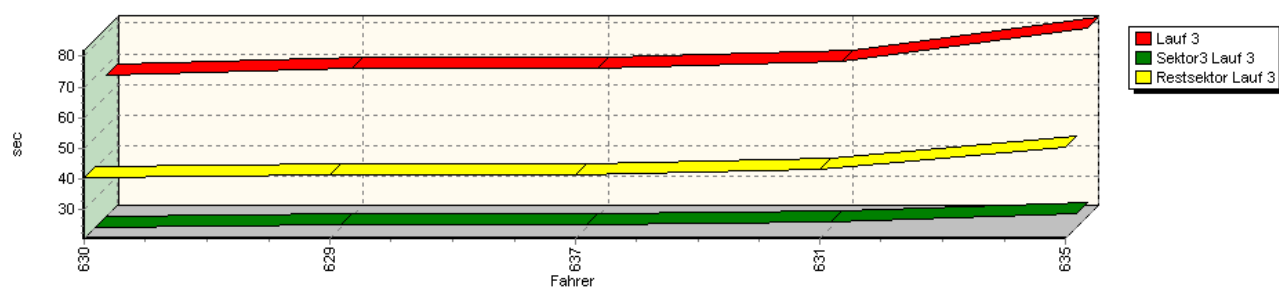
Speed-Diagramm Lauf 3



Sektor-Diagramm (Start) Lauf 3



Sektor-Diagramm (Rest) Lauf 3

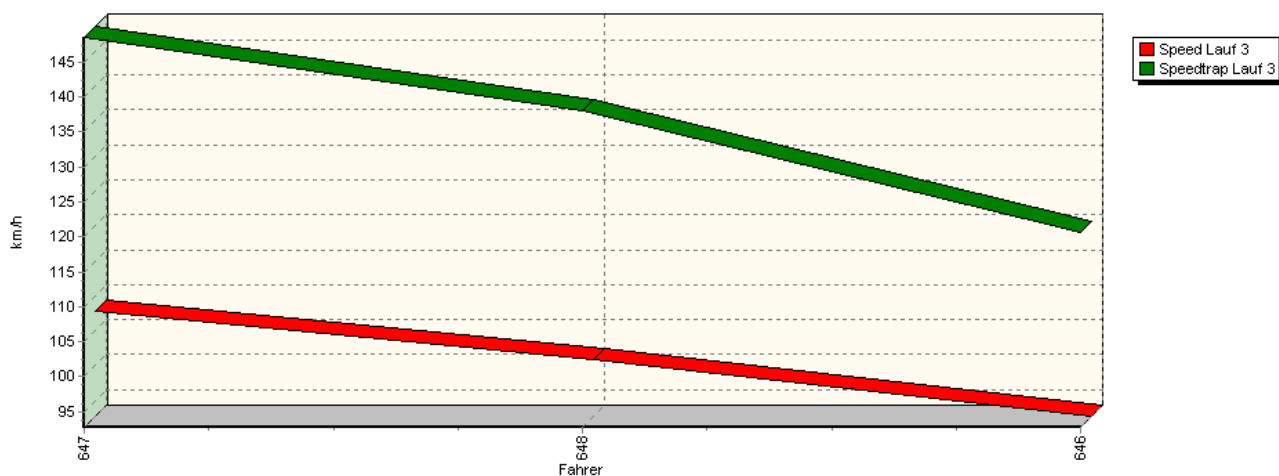


Rg.	Nr.	Sektor 1 (50m)	Sektor 2 (50-100m)	Sektor 3	Speed Trap	Sektor 4	Laufzeit	Speed (Lauf)	
1	630	ROGERS Julien		BMW 320 E21					
		Lauf 3:	00:03.475	00:01.799	00:20.712	148,56 km/h	00:40.734	01:06.720	109,53 km/h
2	629	SCHOLZ Stefan		Opel Kadett C Coupé					
		Lauf 3:	00:03.547	00:01.957	00:21.801	137,04 km/h	00:41.638	01:08.943	106,00 km/h
3	637	VINKE Wilhelm		Opel Kadett B					
		Lauf 3:	00:03.702	00:01.963	00:21.777	138,54 km/h	00:41.584	01:09.026	105,87 km/h

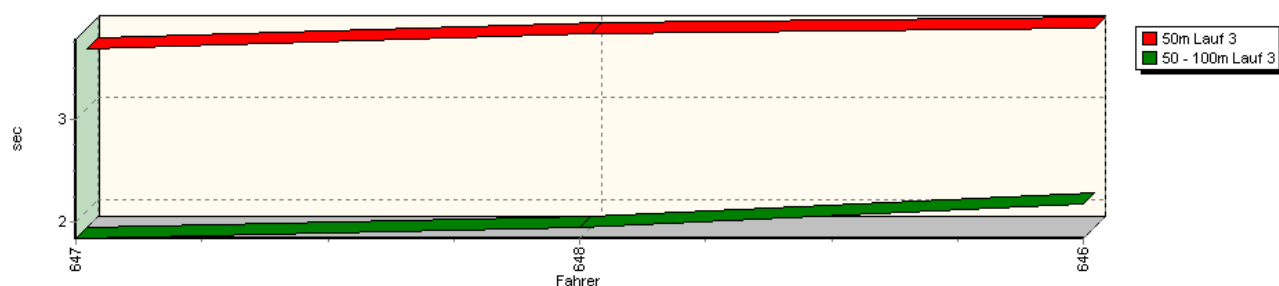
Sektorzeiten & Speeds - Training - Gesamt

Rg.	Nr.	Sektor 1 (50m)	Sektor 2 (50-100m)	Sektor 3	Speed Trap	Sektor 4	Laufzeit	Speed (Lauf)	
4	631	HERL Andreas		Ford Escort RS2000					
		Lauf 3:	00:03.754	00:02.085	00:22.478	207,72 km/h	00:43.067	01:11.384	102,38 km/h
5	635	WESTENHÖFER Armin		VW Scirocco II					
		Lauf 3:	00:03.919	00:02.166	00:25.311	114,50 km/h	00:50.622	01:22.018	89,10 km/h

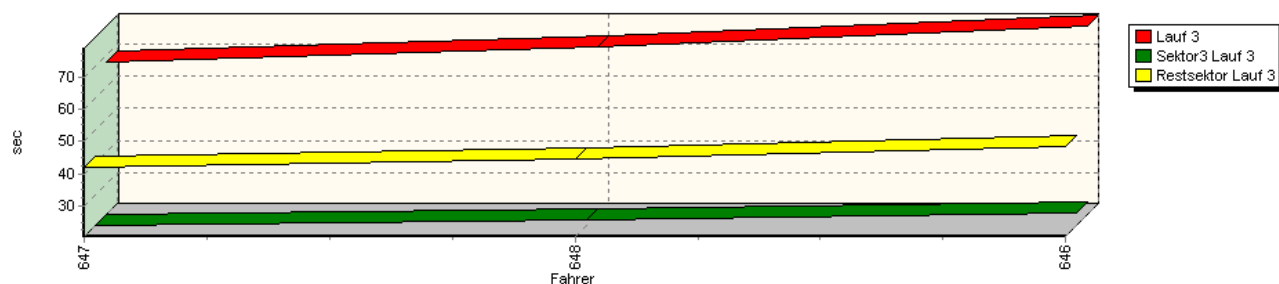
Speed-Diagramm Lauf 3



Sektor-Diagramm (Start) Lauf 3



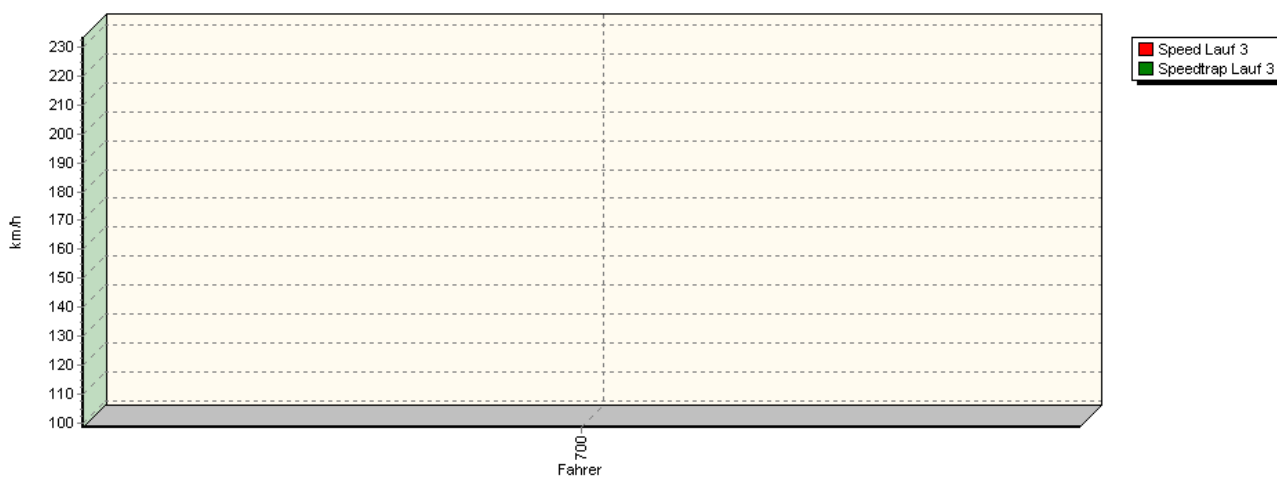
Sektor-Diagramm (Rest) Lauf 3



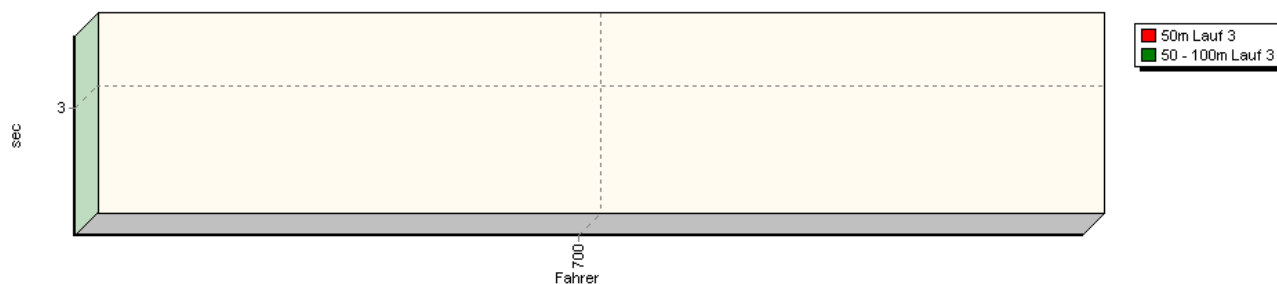
Sektorzeiten & Speeds - Training - Gesamt

Rg.	Nr.	Sektor 1 (50m)	Sektor 2 (50-100m)	Sektor 3	Speed Trap	Sektor 4	Laufzeit	Speed (Lauf)
1	647	FRANK Rene		BMW M3 DTM				
		Lauf 3: 00:03.576	00:01.841	00:20.590	148,51 km/h	00:41.855	01:07.862	107,69 km/h
2	648	REIN Richard		Ford Capri 2600 RS				
		Lauf 3: 00:03.720	00:01.947	00:22.167	138,10 km/h	00:44.640	01:12.474	100,84 km/h
3	646	NEUROHR Heinz		Renault Alpine A310S				
		Lauf 3: 00:03.778	00:02.173	00:24.413	120,66 km/h	00:48.417	01:18.781	92,76 km/h

Speed-Diagramm Lauf 3

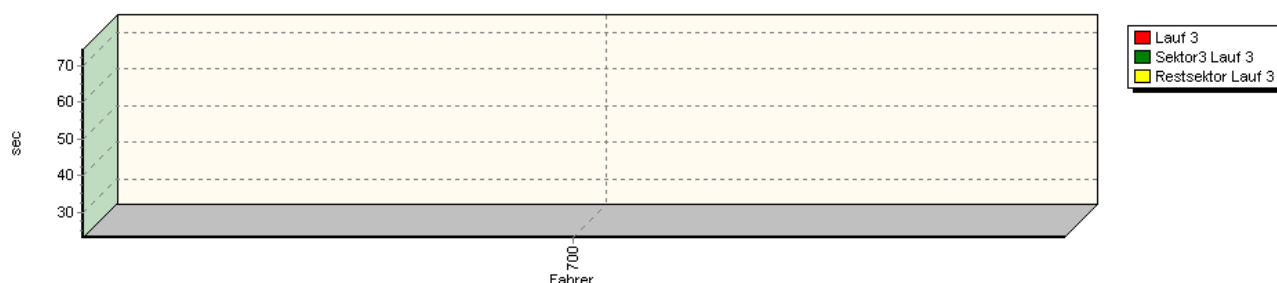


Sektor-Diagramm (Start) Lauf 3



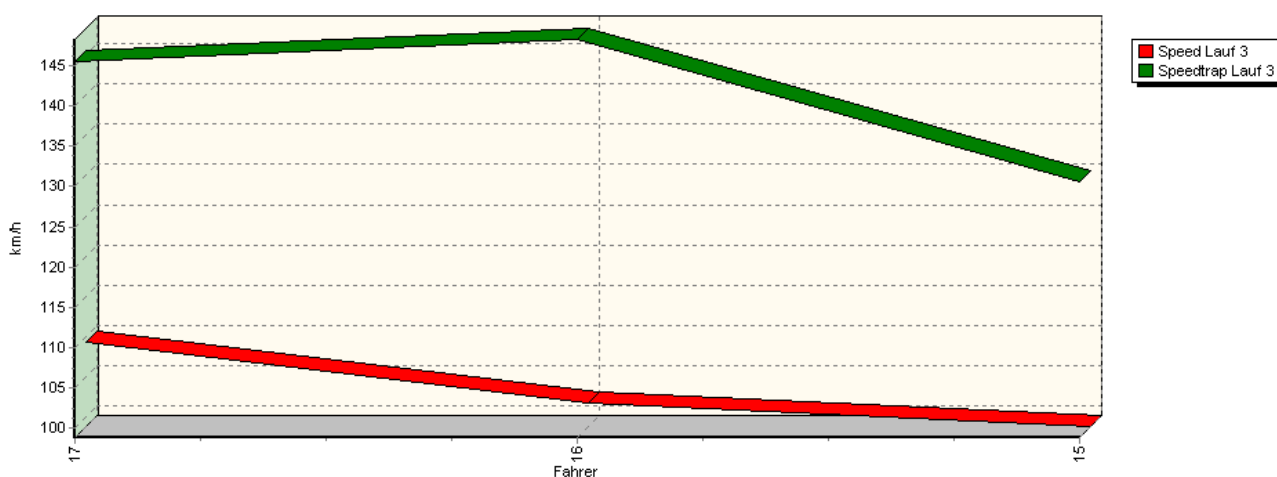
Sektorzeiten & Speeds - Training - Gesamt

Sektor-Diagramm (Rest) Lauf 3

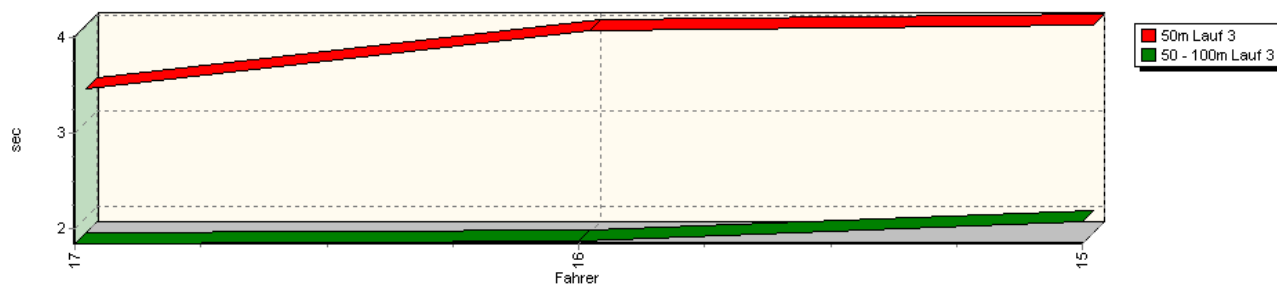


Rg.	Nr.	Sektor 1 (50m)	Sektor 2 (50-100m)	Sektor 3	Speed Trap	Sektor 4	Laufzeit	Speed (Lauf)
1	700	FELDMANN Hannes	Formel Ford 1600 van Diemen					
		Lauf 3: 00:03.554	00:02.023	00:23.279	233,51 km/h	00:45.464	01:14.320	98,33 km/h

Speed-Diagramm Lauf 3

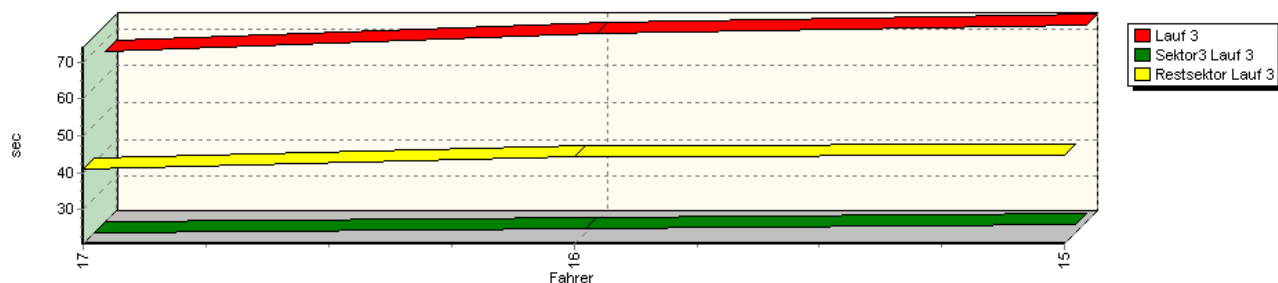


Sektor-Diagramm (Start) Lauf 3



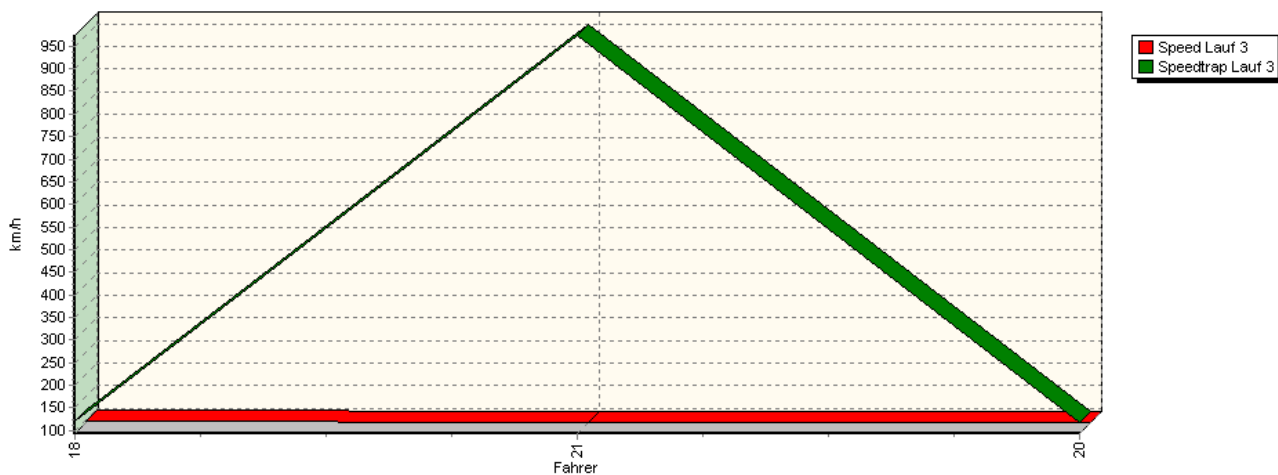
Sektorzeiten & Speeds - Training - Gesamt

Sektor-Diagramm (Rest) Lauf 3



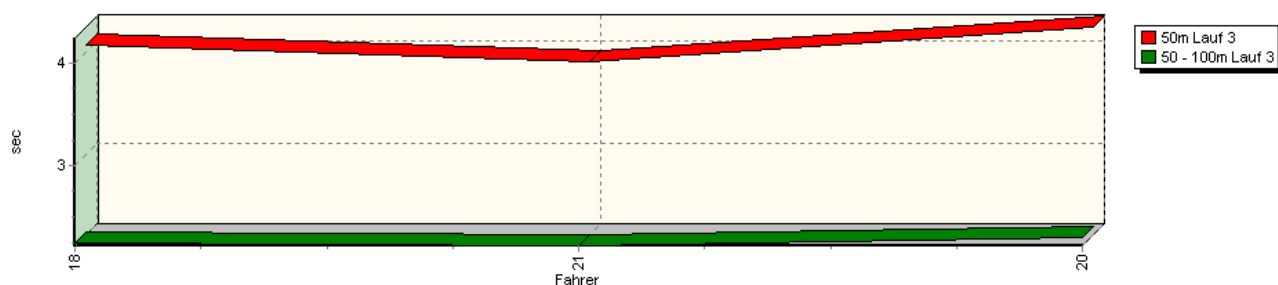
Rg.	Nr.	Sektor 1 (50m)	Sektor 2 (50-100m)	Sektor 3	Speed Trap	Sektor 4	Laufzeit	Speed (Lauf)
1	17	NEUGEBAUER Frank	Porsche GT3 RS					
		Lauf 3: 00:03.356	00:01.841	00:20.693	145,62 km/h	00:40.980	01:06.870	109,29 km/h
2	16	LIEHM Andreas	Porsche 997 GT3 RS					
		Lauf 3: 00:03.957	00:01.868	00:21.808	148,30 km/h	00:44.224	01:11.857	101,70 km/h
3	15	BERGSTERMANN Uwe	Seat Leon Cupra R					
		Lauf 3: 00:04.020	00:02.072	00:23.060	130,67 km/h	00:44.817	01:13.969	98,80 km/h

Speed-Diagramm Lauf 3

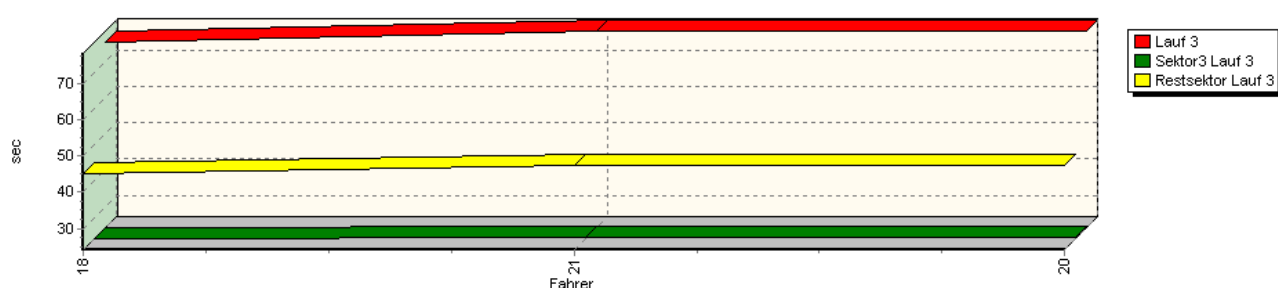


Sektorzeiten & Speeds - Training - Gesamt

Sektor-Diagramm (Start) Lauf 3



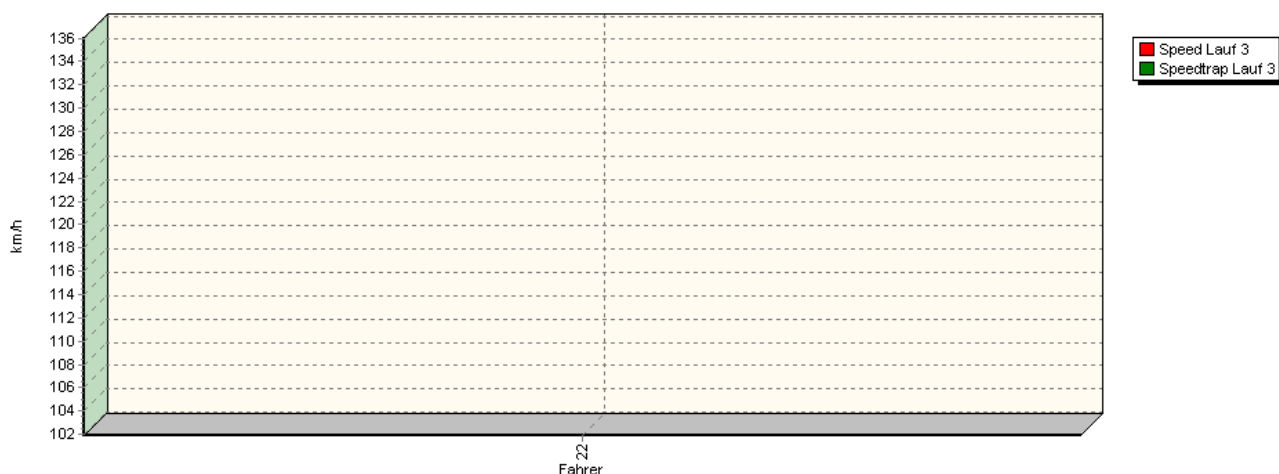
Sektor-Diagramm (Rest) Lauf 3



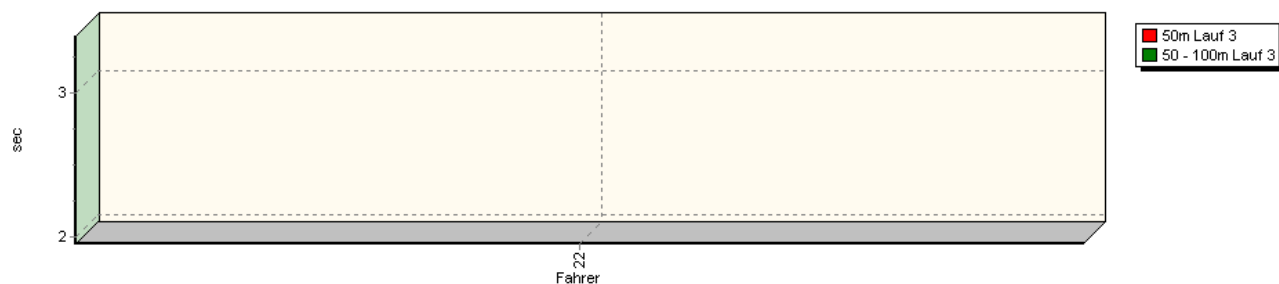
Rg.	Nr.	Sektor 1 (50m)	Sektor 2 (50-100m)	Sektor 3	Speed Trap	Sektor 4	Laufzeit	Speed (Lauf)
1	18	ORTH Patrick	BMW 318is					
		Lauf 3: 00:04.065	00:02.240	00:24.128	120,09 km/h	00:45.047	01:15.480	96,82 km/h
2	21	ROSTECK Mareike	Mazda MX5					
		Lauf 3: 00:03.901	00:02.219	00:24.573	973,60 km/h	00:47.599	01:18.292	93,34 km/h
3	20	SCHMIDT Michael	BMW 325i					
		Lauf 3: 00:04.238	00:02.306	00:24.569	118,43 km/h	00:47.311	01:18.424	93,19 km/h

Sektorzeiten & Speeds - Training - Gesamt

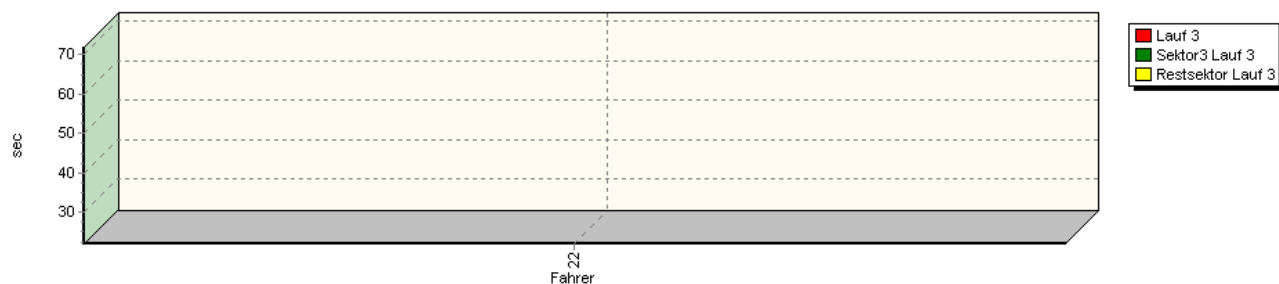
Speed-Diagramm Lauf 3



Sektor-Diagramm (Start) Lauf 3



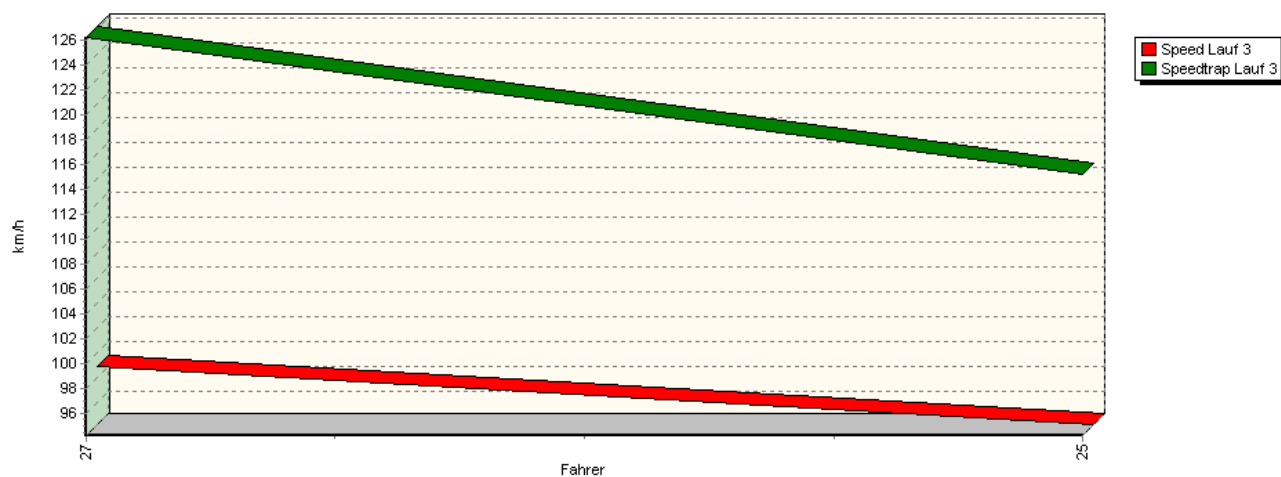
Sektor-Diagramm (Rest) Lauf 3



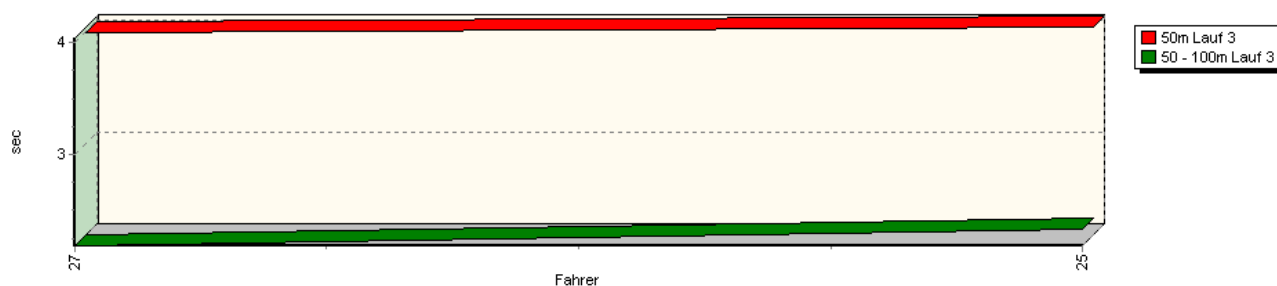
Rg.	Nr.	Sektor 1 (50m)	Sektor 2 (50-100m)	Sektor 3	Speed Trap	Sektor 4	Laufzeit	Speed (Lauf)
1	22	MEIERS Robert		Mitsubishi Lancer EVO 8				
		Lauf 3:	00:03.392	00:01.951	00:22.094	136,06 km/h	00:44.289	01:11.726
								101,89 km/h

Sektorzeiten & Speeds - Training - Gesamt

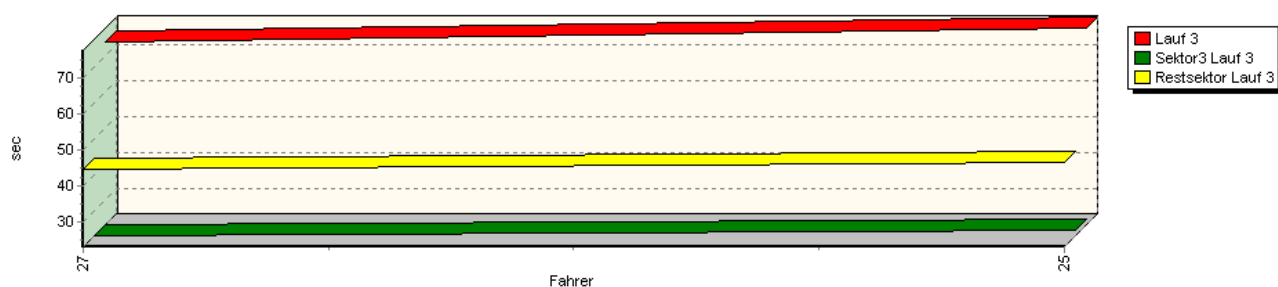
Speed-Diagramm Lauf 3



Sektor-Diagramm (Start) Lauf 3



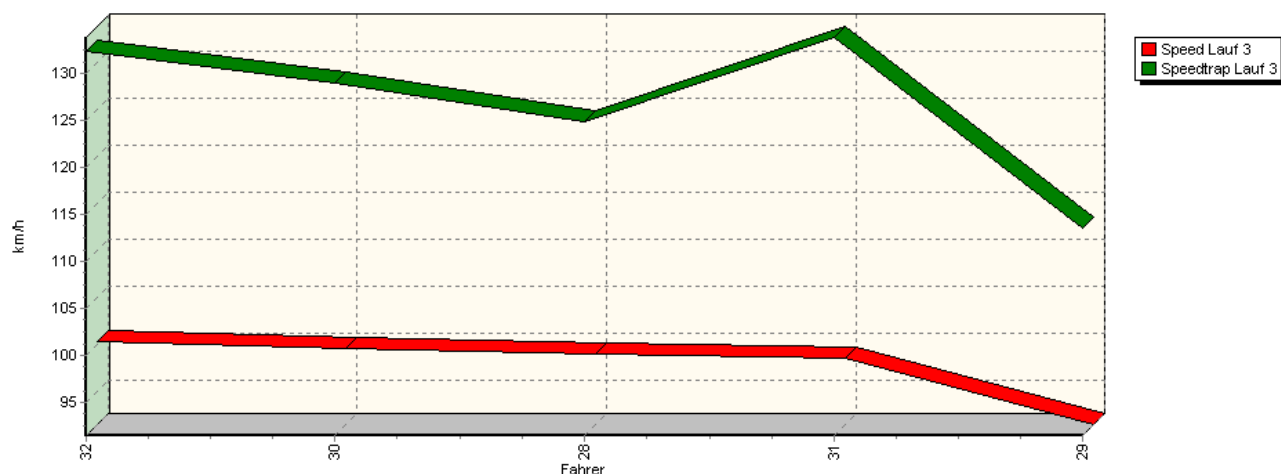
Sektor-Diagramm (Rest) Lauf 3



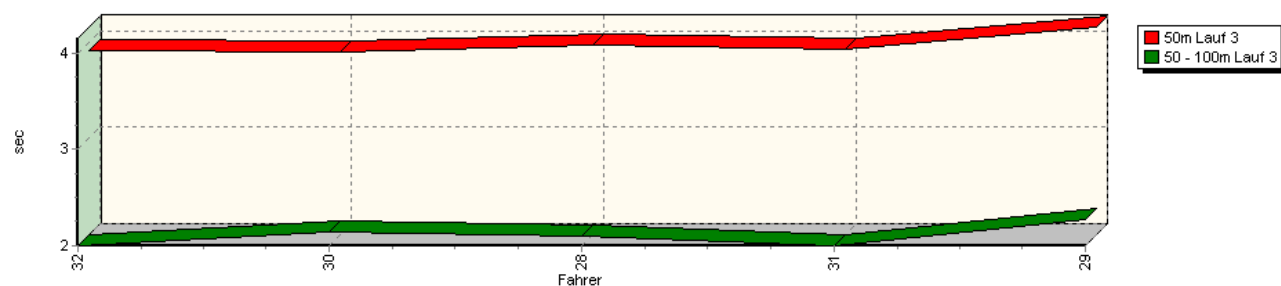
Rg.	Nr.	Sektor 1 (50m)	Sektor 2 (50-100m)	Sektor 3	Speed Trap	Sektor 4	Laufzeit	Speed (Lauf)
1	27	KLEINE-BÖRGER Andreas	Honda CRX					
		Lauf 3: 00:03.990	00:02.180	00:23.200	126,24 km/h	00:44.517	01:13.887	98,91 km/h
2	25	STEGMANN Tobias	VW Golf I GTI 1,6					
		Lauf 3: 00:04.037	00:02.331	00:24.549	115,26 km/h	00:46.608	01:17.525	94,27 km/h

Sektorzeiten & Speeds - Training - Gesamt

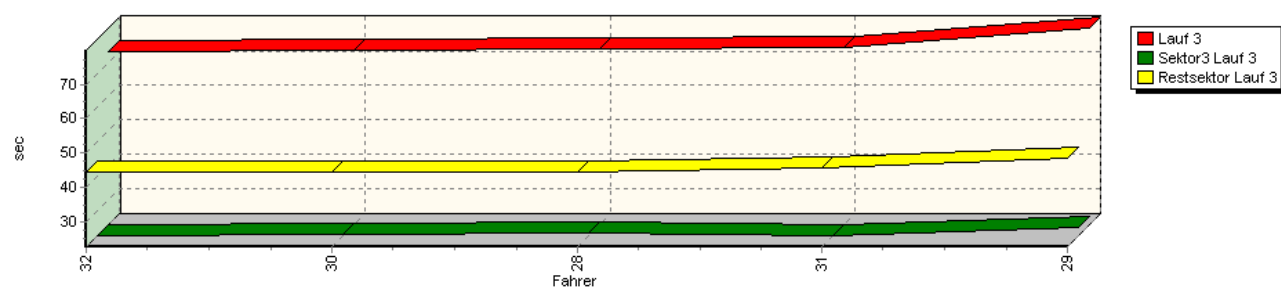
Speed-Diagramm Lauf 3



Sektor-Diagramm (Start) Lauf 3



Sektor-Diagramm (Rest) Lauf 3



Rg.	Nr.	Sektor 1 (50m)	Sektor 2 (50-100m)	Sektor 3	Speed Trap	Sektor 4	Laufzeit	Speed (Lauf)
1	32	BÄTZEL Waldemar		Peugeot 206 RC				
		Lauf 3: 00:03.913	00:01.994	00:22.588	132,26 km/h	00:44.377	01:12.872	100,29 km/h
2	30	VON DER HAAR Andreas		Seat Ibiza Cupra 2				
		Lauf 3: 00:03.900	00:02.135	00:22.977	128,93 km/h	00:44.416	01:13.428	99,53 km/h
3	28	KILP Heinz		Opel Calibra				
		Lauf 3: 00:03.971	00:02.094	00:23.496	124,84 km/h	00:44.330	01:13.891	98,90 km/h




42. Osnabrücker ADAC Bergrennen

15. und 16. August 2009

Deutsche Bergmeisterschaft 2009

DMSB Bergpokal für Tourenwagen und Rennsportfahrzeuge

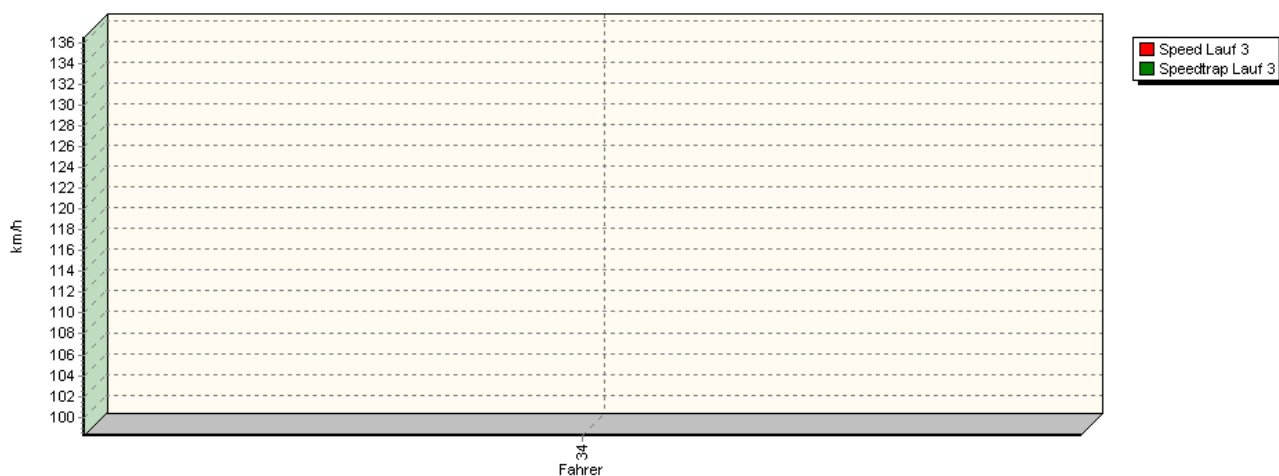
KW Gruppe H Berg-Cup



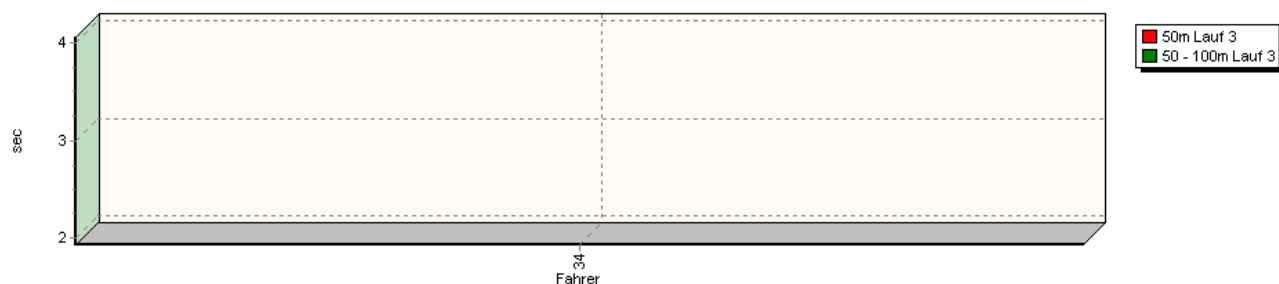
Sektorzeiten & Speeds - Training - Gesamt

Rg.	Nr.	Sektor 1 (50m)	Sektor 2 (50-100m)	Sektor 3	Speed Trap	Sektor 4	Laufzeit	Speed (Lauf)
4	31	KNAPPMEIER Maik		Honda Civic Type R				
		Lauf 3: 00:03.929	00:01.997	00:22.548	133,75 km/h	00:45.771	01:14.245	98,43 km/h
5	29	LINNEMEYER Thomas		VW Golf II GTI 16V				
		Lauf 3: 00:04.163	00:02.271	00:24.904	113,49 km/h	00:48.583	01:19.921	91,44 km/h

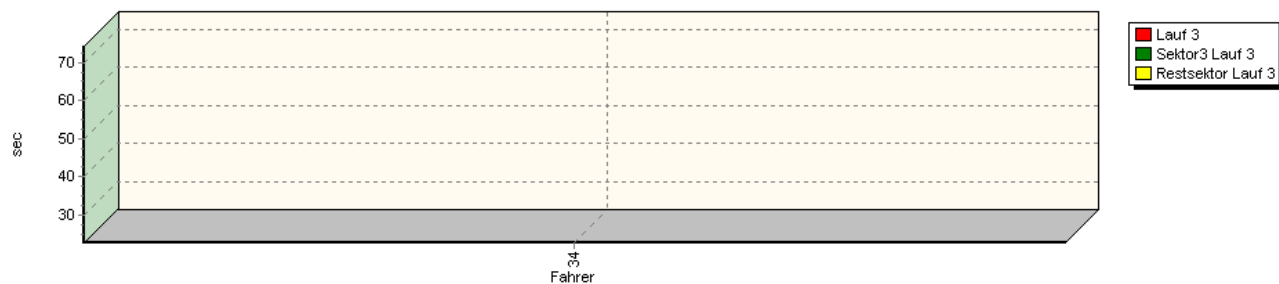
Speed-Diagramm Lauf 3



Sektor-Diagramm (Start) Lauf 3



Sektor-Diagramm (Rest) Lauf 3






42. Osnabrücker ADAC Bergrennen

15. und 16. August 2009

Deutsche Bergmeisterschaft 2009

DMSB Bergpokal für Tourenwagen und Rennsportfahrzeuge

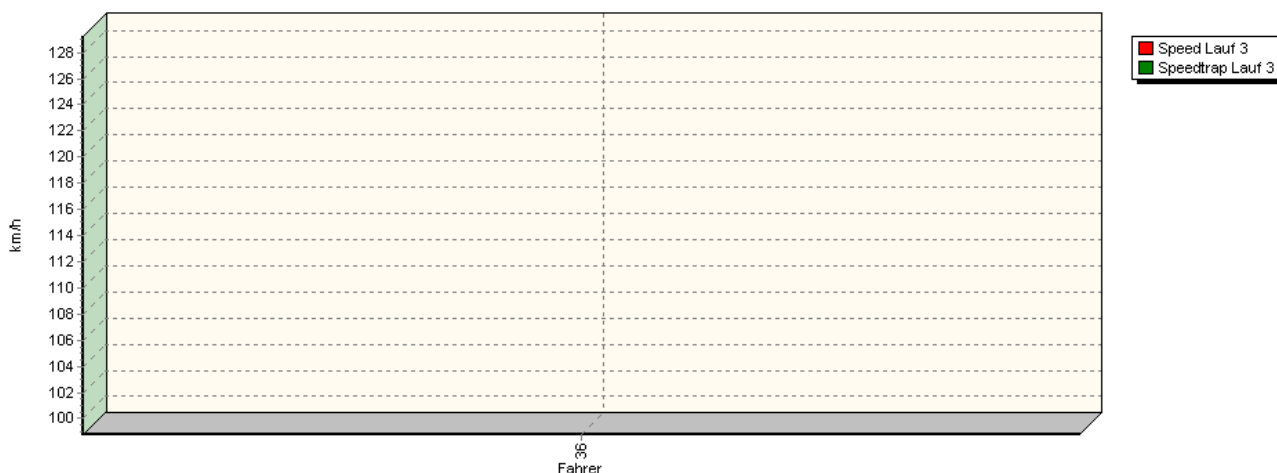
KW Gruppe H Berg-Cup



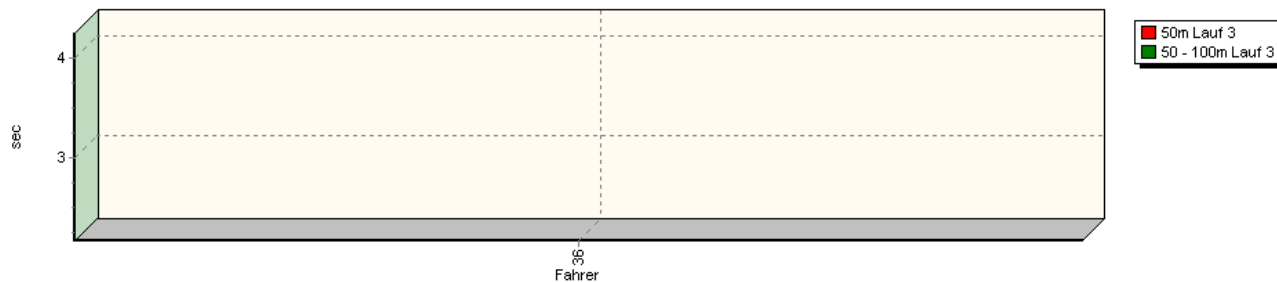
Sektorzeiten & Speeds - Training - Gesamt

Rg.	Nr.	Sektor 1 (50m)	Sektor 2 (50-100m)	Sektor 3	Speed Trap	Sektor 4	Laufzeit	Speed (Lauf)
1	34	FRANK Bernd		BMW M3 Coupé				
		Lauf 3:	00:04.055	00:01.934	00:22.567	136,57 km/h	00:45.858	01:14.414
								98,21 km/h

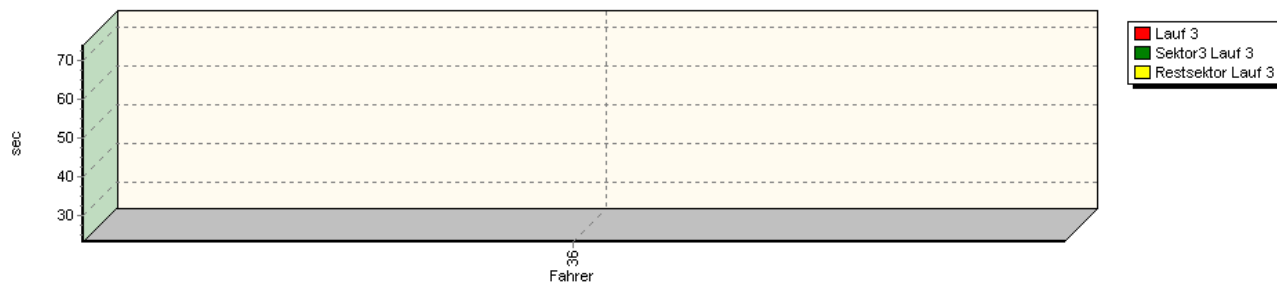
Speed-Diagramm Lauf 3



Sektor-Diagramm (Start) Lauf 3



Sektor-Diagramm (Rest) Lauf 3



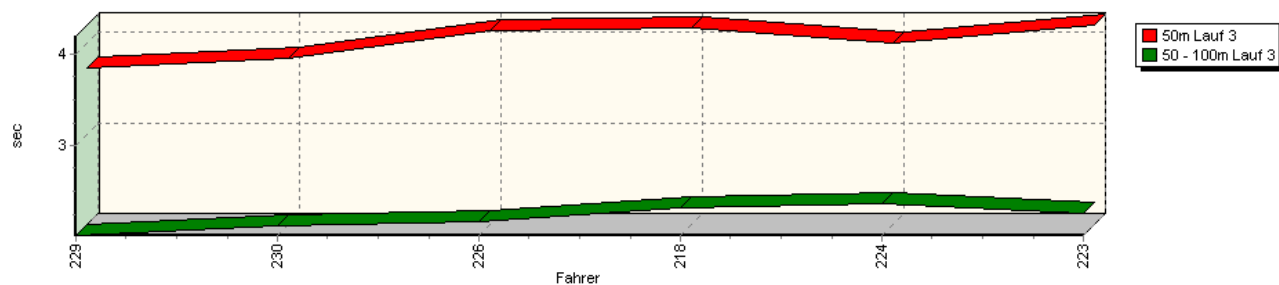
Sektorzeiten & Speeds - Training - Gesamt

Rg.	Nr.	Sektor 1 (50m)	Sektor 2 (50-100m)	Sektor 3	Speed Trap	Sektor 4	Laufzeit	Speed (Lauf)
1	36	KRUSE Maik		Golf V R-TDI				
		Lauf 3:	00:04.244	00:02.178	00:23.356	129,23 km/h	00:44.207	01:13.985
								98,78 km/h

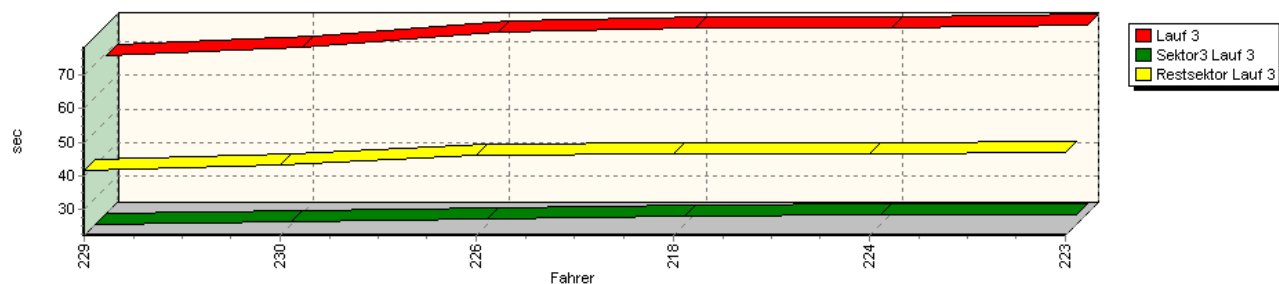
Speed-Diagramm Lauf 3



Sektor-Diagramm (Start) Lauf 3



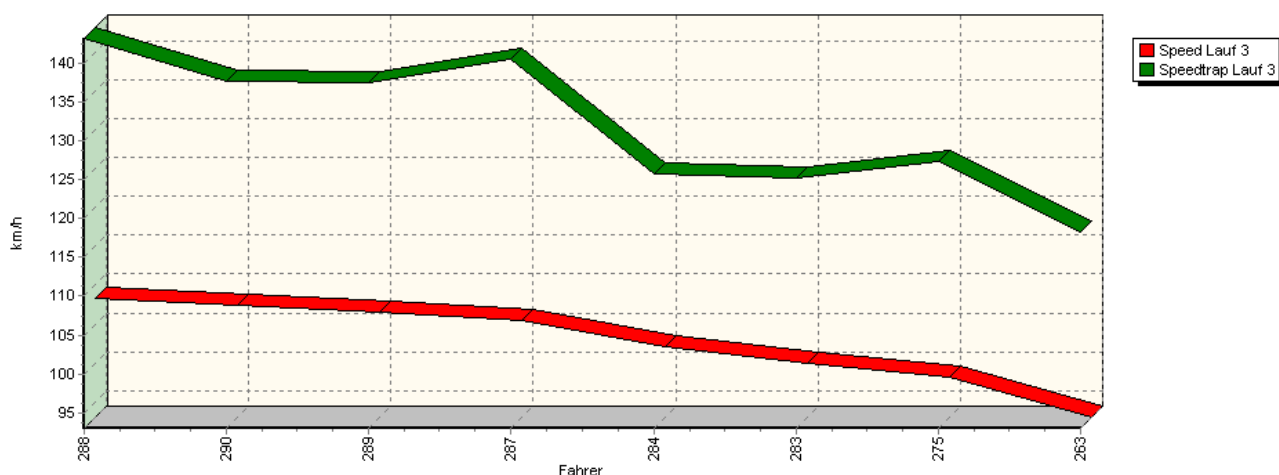
Sektor-Diagramm (Rest) Lauf 3



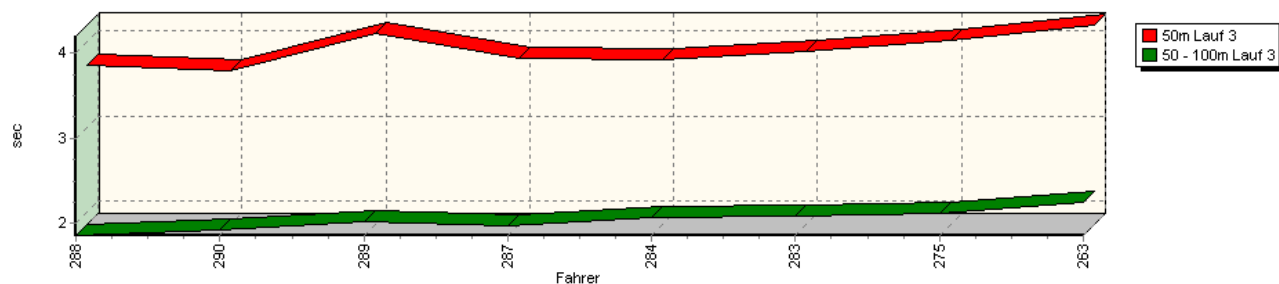
Sektorzeiten & Speeds - Training - Gesamt

Rg.	Nr.	Sektor 1 (50m)	Sektor 2 (50-100m)	Sektor 3	Speed Trap	Sektor 4	Laufzeit	Speed (Lauf)
1	229	KLIMSA Tobias		VW Schneider Polo I 8V				
		Lauf 3: 00:03.734	00:02.013	00:22.143	129,75 km/h	00:41.388	01:09.278	105,49 km/h
2	230	HEßBERGER Jürgen		Fiat 127 Martini Racing				
		Lauf 3: 00:03.834	00:02.120	00:22.943	130,36 km/h	00:43.010	01:11.907	101,63 km/h
3	226	TRACHSEL Walter		Fiat 127 Sport				
		Lauf 3: 00:04.145	00:02.170	00:23.913	120,79 km/h	00:46.165	01:16.393	95,66 km/h
4	218	RICHTER Peter		VW Polo I				
		Lauf 3: 00:04.164	00:02.321	00:24.467	122,68 km/h	00:46.372	01:17.324	94,51 km/h
5	224	RAUCH Rolf		Fiat 128 Coupé				
		Lauf 3: 00:03.999	00:02.358	00:24.841	118,88 km/h	00:46.401	01:17.599	94,18 km/h
6	223	DEUTSCH Stefanie		VW Polo I				
		Lauf 3: 00:04.200	00:02.257	00:24.849	114,80 km/h	00:47.015	01:18.321	93,31 km/h

Speed-Diagramm Lauf 3

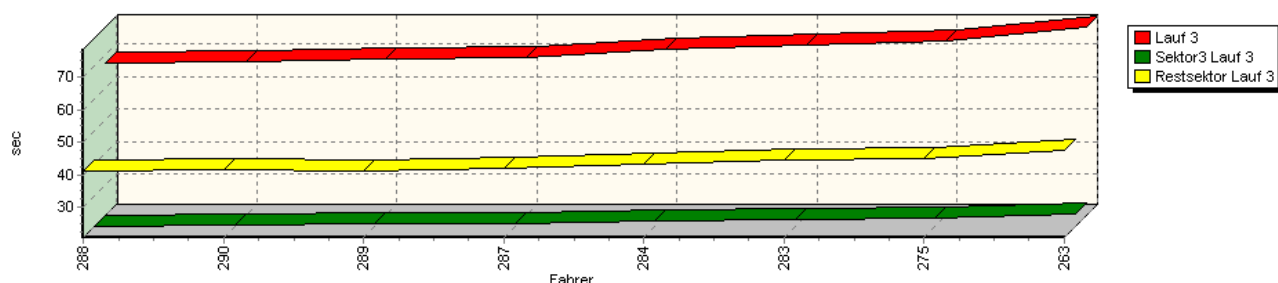


Sektor-Diagramm (Start) Lauf 3



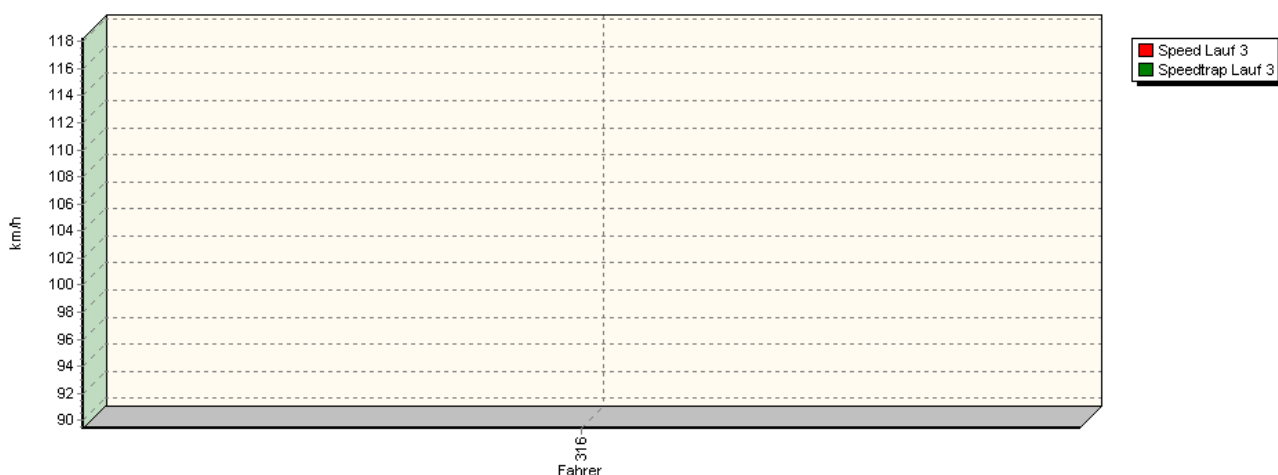
Sektorzeiten & Speeds - Training - Gesamt

Sektor-Diagramm (Rest) Lauf 3



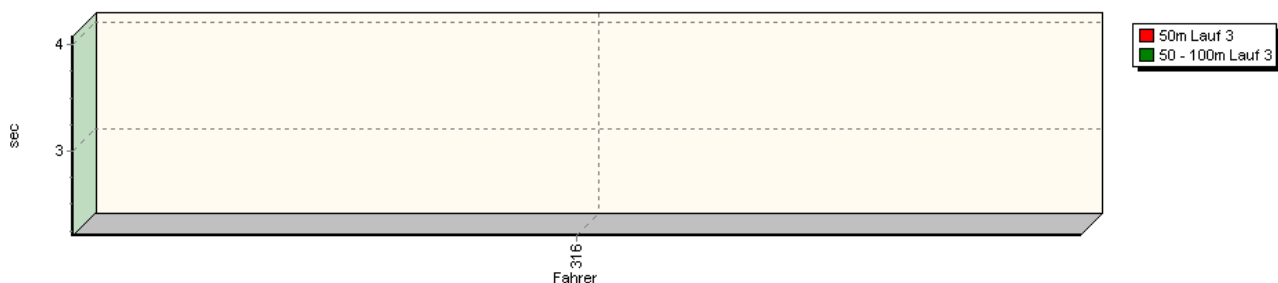
Rg.	Nr.	Sektor 1 (50m)	Sektor 2 (50-100m)	Sektor 3	Speed Trap	Sektor 4	Laufzeit	Speed (Lauf)
1	288	STELBERG André	VW Schneider Polo 16V					
		Lauf 3: 00:03.724	00:01.858	00:20.735	143,17 km/h	00:41.160	01:07.477	108,30 km/h
2	290	MOSER Gerhard	VW Polo					
		Lauf 3: 00:03.661	00:01.924	00:21.030	137,65 km/h	00:41.364	01:07.979	107,50 km/h
3	289	EBENHÖH Armin	VW Polo					
		Lauf 3: 00:04.108	00:02.021	00:21.483	137,52 km/h	00:40.974	01:08.586	106,55 km/h
4	287	LETMADE Bernd	VW Polo					
		Lauf 3: 00:03.806	00:01.977	00:21.485	140,54 km/h	00:41.987	01:09.255	105,52 km/h
5	284	SMYREK Jörg	Audi 50					
		Lauf 3: 00:03.802	00:02.068	00:22.308	125,71 km/h	00:43.414	01:11.592	102,08 km/h
6	283	VITT Holger	VW Polo Twist					
		Lauf 3: 00:03.886	00:02.083	00:22.674	125,13 km/h	00:44.442	01:13.085	99,99 km/h
7	275	DINGERDISSEN Uwe	VW Polo 8V					
		Lauf 3: 00:04.028	00:02.114	00:23.411	127,38 km/h	00:44.836	01:14.389	98,24 km/h
8	263	NOLTING Maike	VW Polo Coupé					
		Lauf 3: 00:04.202	00:02.255	00:24.632	118,33 km/h	00:47.482	01:18.571	93,01 km/h

Speed-Diagramm Lauf 3

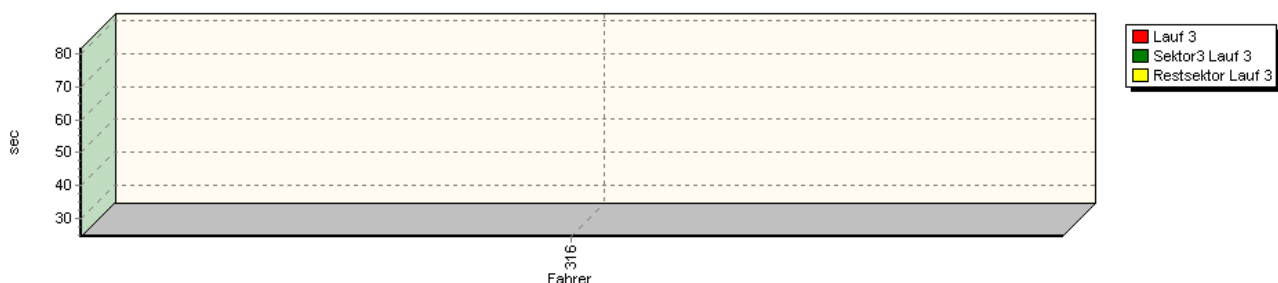


Sektorzeiten & Speeds - Training - Gesamt

Sektor-Diagramm (Start) Lauf 3

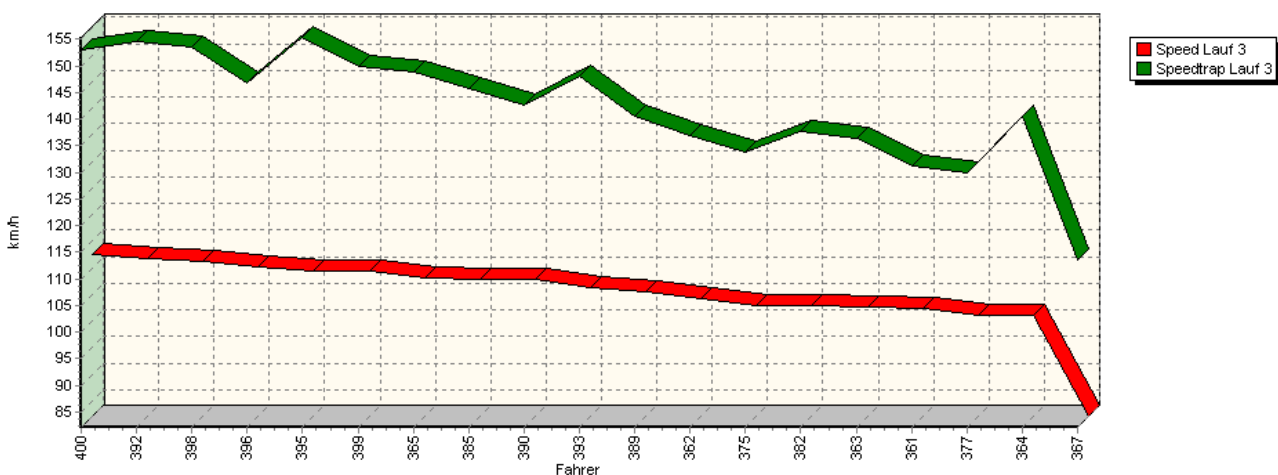


Sektor-Diagramm (Rest) Lauf 3



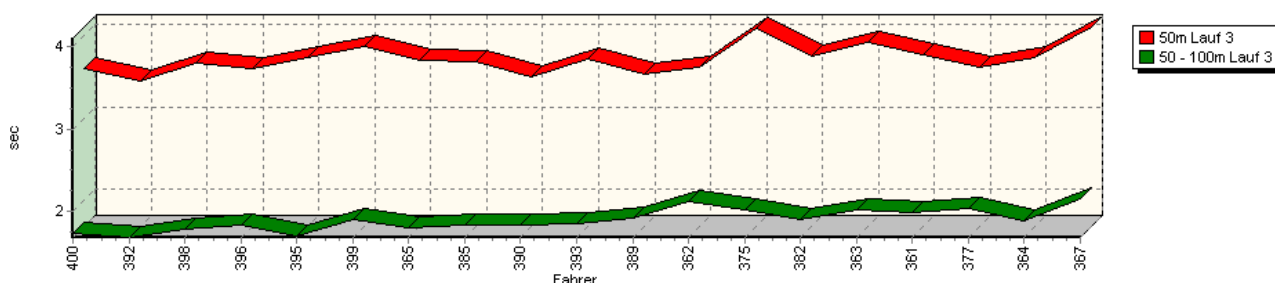
Rg.	Nr.	Sektor 1 (50m)	Sektor 2 (50-100m)	Sektor 3	Speed Trap	Sektor 4	Laufzeit	Speed (Lauf)
1	316	HOLZ Harry	Fiat X 1/9					
		Lauf 3: 00:04.081	00:02.210	00:24.525	118,23 km/h	00:50.924	01:21.740	89,41 km/h

Speed-Diagramm Lauf 3

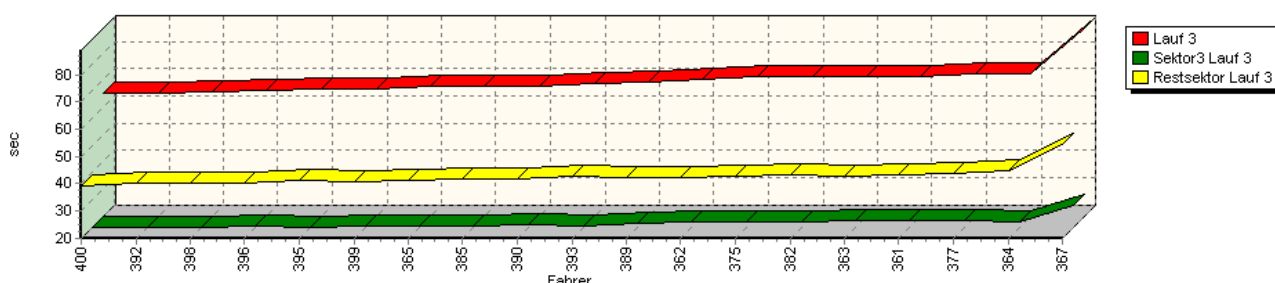


Sektorzeiten & Speeds - Training - Gesamt

Sektor-Diagramm (Start) Lauf 3



Sektor-Diagramm (Rest) Lauf 3

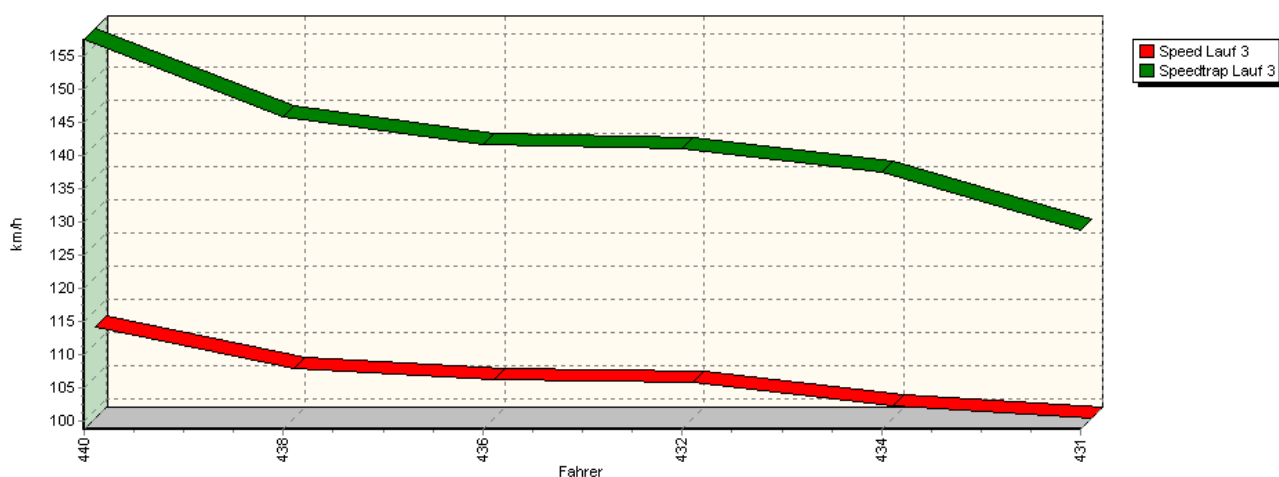


Rg.	Nr.	Sektor 1 (50m)	Sektor 2 (50-100m)	Sektor 3	Speed Trap	Sektor 4	Laufzeit	Speed (Lauf)
1	400	HOVEMANN Holger	Opel Risse Kadett C					
		Lauf 3: 00:03.595	00:01.734	00:20.120	153,02 km/h	00:39.446	01:04.895	112,61 km/h
2	392	SCHMITT Sebastian	Opel Kadett C GTE					
		Lauf 3: 00:03.442	00:01.683	00:19.985	154,50 km/h	00:40.268	01:05.378	111,78 km/h
3	398	ELLER Hans-Peter	VW Minichberger Scirocco					
		Lauf 3: 00:03.663	00:01.780	00:20.160	153,67 km/h	00:40.144	01:05.747	111,15 km/h
4	396	GÖSER Günter	Opel Kadett C Coupé					
		Lauf 3: 00:03.602	00:01.826	00:20.596	146,67 km/h	00:40.360	01:06.384	110,09 km/h
5	395	ROTTENBERGER Dieter	BMW 320i					
		Lauf 3: 00:03.726	00:01.707	00:19.910	155,37 km/h	00:41.395	01:06.738	109,50 km/h
6	399	WIEBE Bjoern	Renault Clio Williams 16V BWR					
		Lauf 3: 00:03.865	00:01.898	00:20.321	149,86 km/h	00:40.770	01:06.854	109,31 km/h
7	365	WIEBE André	Renault Megane Maxi AWR					
		Lauf 3: 00:03.704	00:01.802	00:20.667	148,91 km/h	00:41.491	01:07.664	108,00 km/h
8	385	SCHÖNBORN Rainer	VW Golf I 16V					
		Lauf 3: 00:03.676	00:01.839	00:20.575	145,70 km/h	00:41.702	01:07.792	107,80 km/h
9	390	WEBER Jens	Opel Kadett C					
		Lauf 3: 00:03.491	00:01.830	00:20.967	142,53 km/h	00:41.540	01:07.828	107,74 km/h
10	393	FLIK Thomas	Renault Clio 16S Williams					
		Lauf 3: 00:03.719	00:01.855	00:20.623	148,04 km/h	00:42.533	01:08.730	106,33 km/h
11	389	WIMMER Norbert	BMW 2002 8V					
		Lauf 3: 00:03.529	00:01.917	00:21.284	140,65 km/h	00:42.495	01:09.225	105,57 km/h
12	362	IWAN Ralf	Opel Kadett C 8V					
		Lauf 3: 00:03.609	00:02.115	00:21.968	136,93 km/h	00:42.513	01:10.205	104,09 km/h

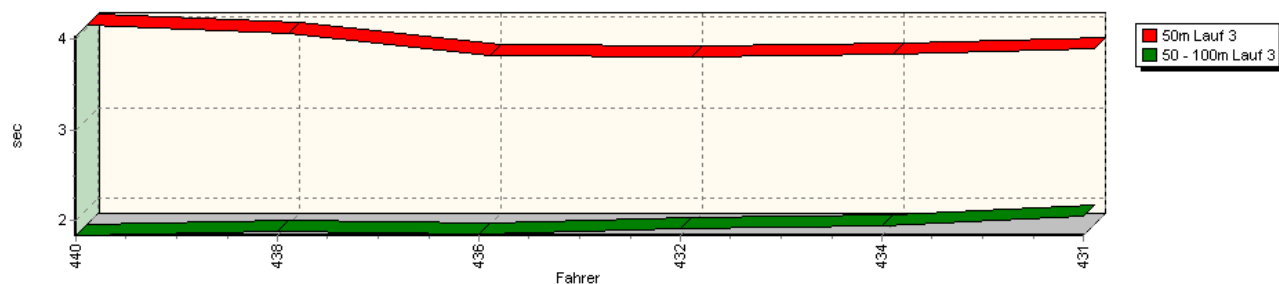
Sektorzeiten & Speeds - Training - Gesamt

Rg.	Nr.	Sektor 1 (50m)	Sektor 2 (50-100m)	Sektor 3	Speed Trap	Sektor 4	Laufzeit	Speed (Lauf)
13	375	GÜRTZGEN Tim		BWM 2002 tii				
		Lauf 3: 00:04.078	00:02.027	00:22.125	133,86 km/h	00:42.764	01:10.994	102,94 km/h
13	382	PETER Guido		VW Golf 8V				
		Lauf 3: 00:03.748	00:01.904	00:21.872	137,79 km/h	00:43.470	01:10.994	102,94 km/h
15	363	GRÖNDAHL Jörg		BMW 320i				
		Lauf 3: 00:03.913	00:02.025	00:22.517	136,46 km/h	00:42.797	01:11.252	102,57 km/h
16	361	MANTIK Hermann		Ford Escort RS 2000				
		Lauf 3: 00:03.763	00:01.981	00:22.334	131,31 km/h	00:43.301	01:11.379	102,38 km/h
17	377	LANG Bernhard		Ford Escort RS2000 MKII				
		Lauf 3: 00:03.621	00:02.031	00:22.696	129,96 km/h	00:43.960	01:12.308	101,07 km/h
18	364	SCHIERMEISTER Arne		Opel Kadett D 16V				
		Lauf 3: 00:03.726	00:01.878	00:22.157	140,49 km/h	00:44.620	01:12.381	100,97 km/h
19	367	MANGER Joachim		Opel Kadett C				
		Lauf 3: 00:04.101	00:02.146	00:28.225	113,44 km/h	00:54.532	01:29.004	82,11 km/h

Speed-Diagramm Lauf 3

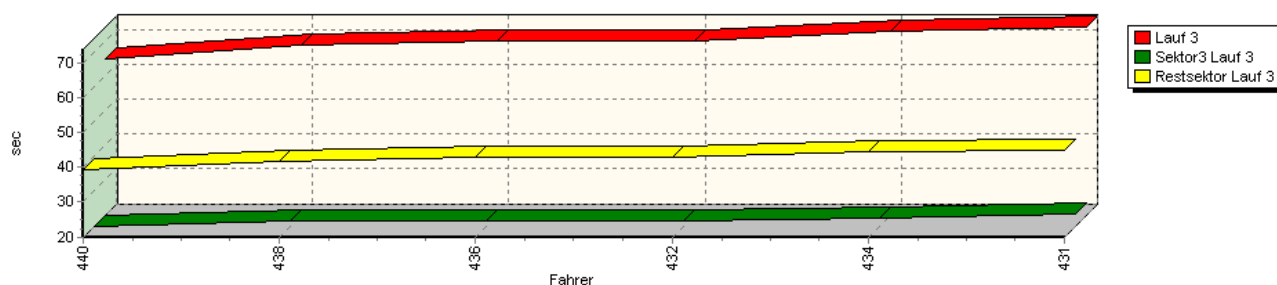


Sektor-Diagramm (Start) Lauf 3



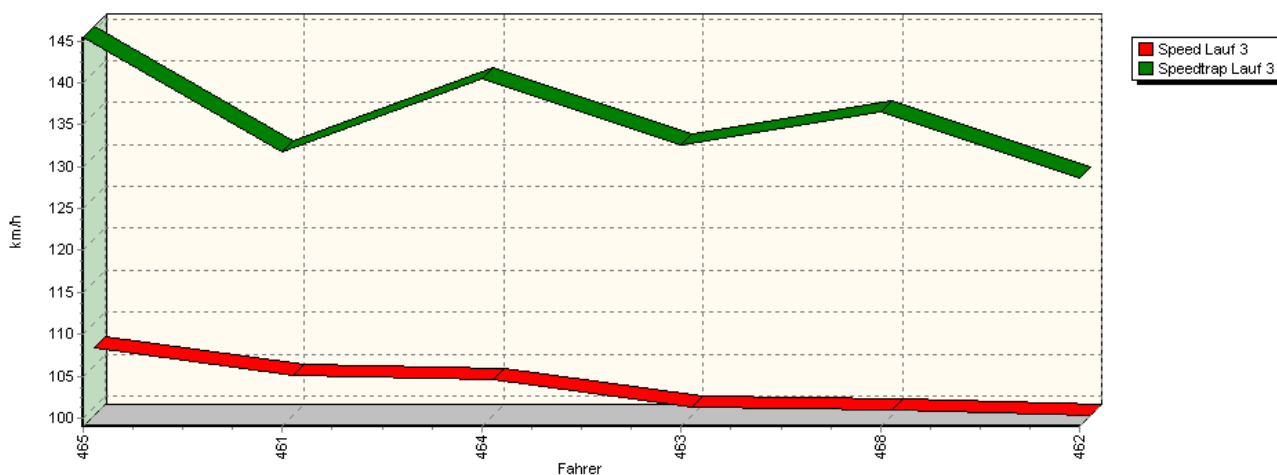
Sektorzeiten & Speeds - Training - Gesamt

Sektor-Diagramm (Rest) Lauf 3



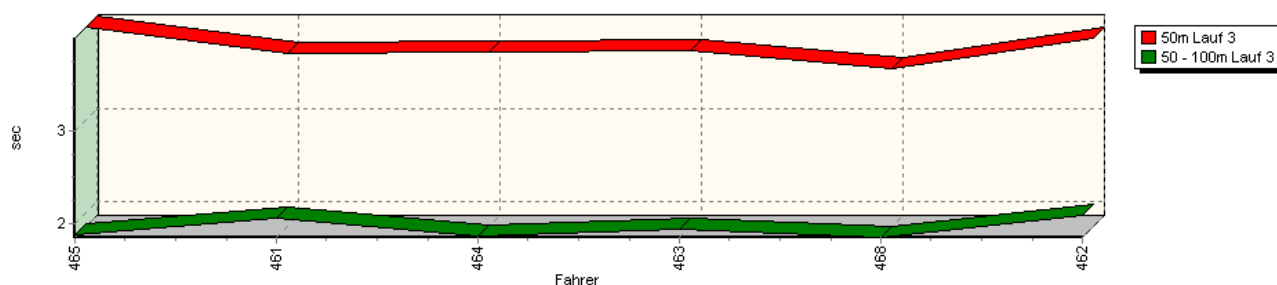
Rg.	Nr.	Sektor 1 (50m)	Sektor 2 (50-100m)	Sektor 3	Speed Trap	Sektor 4	Laufzeit	Speed (Lauf)
1	440	WÜSTEFELD Markus	AMG Mercedes 190E Evo II					
		Lauf 3: 00:04.037	00:01.833	00:19.829	157,47 km/h	00:39.247	01:04.946	112,52 km/h
2	438	DELLKAMM Armin	BMW M3 (DTM)					
		Lauf 3: 00:03.941	00:01.884	00:21.331	145,87 km/h	00:41.600	01:08.756	106,29 km/h
3	436	SONDERBAUER Roman	Kadett C Coupe					
		Lauf 3: 00:03.704	00:01.849	00:21.488	141,62 km/h	00:42.793	01:09.834	104,65 km/h
4	432	KÖNIG Thorsten	BMW 320is					
		Lauf 3: 00:03.681	00:01.902	00:21.539	141,00 km/h	00:43.032	01:10.154	104,17 km/h
5	434	KORDING Kai	BMW M3					
		Lauf 3: 00:03.721	00:01.935	00:22.326	137,51 km/h	00:44.627	01:12.609	100,65 km/h
6	431	HÖNSCHEID Wolfgang	BMW 325i					
		Lauf 3: 00:03.778	00:02.054	00:23.416	128,76 km/h	00:44.702	01:13.950	98,82 km/h

Speed-Diagramm Lauf 3

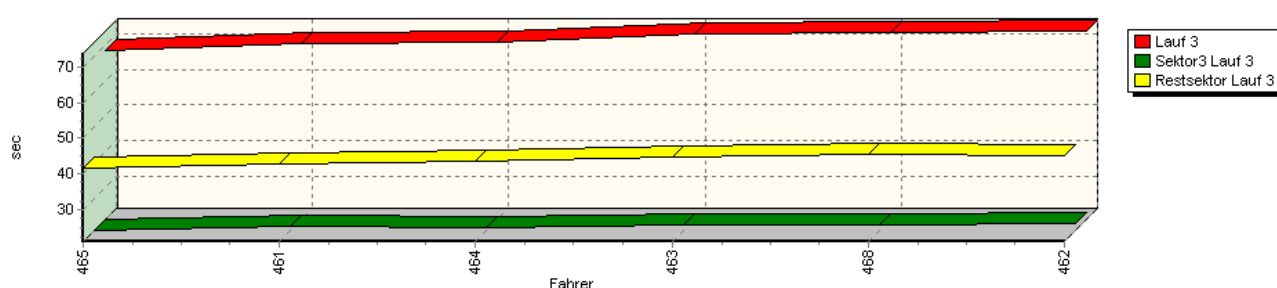


Sektorzeiten & Speeds - Training - Gesamt

Sektor-Diagramm (Start) Lauf 3



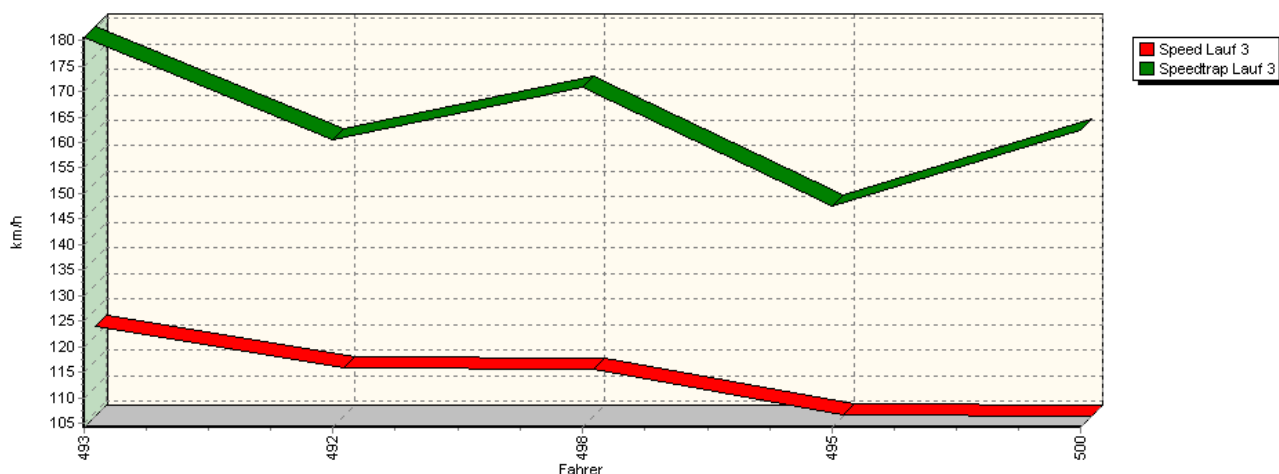
Sektor-Diagramm (Rest) Lauf 3



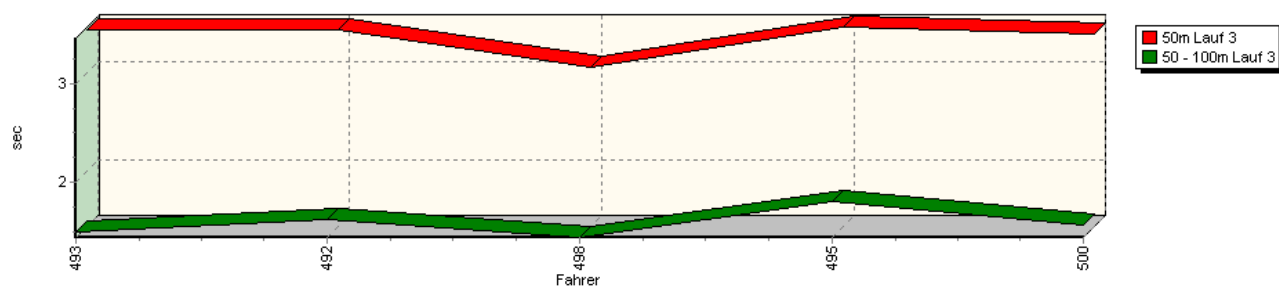
Rg.	Nr.	Sektor 1 (50m)	Sektor 2 (50-100m)	Sektor 3	Speed Trap	Sektor 4	Laufzeit	Speed (Lauf)
1	465	LEWE Manfred	VW Brügge Golf 20V					
		Lauf 3: 00:03.986	00:01.889	00:20.895	145,42 km/h	00:41.512	01:08.282	107,03 km/h
2	461	FAULHABER Stefan	Opel Risse Kadett Coupé					
		Lauf 3: 00:03.702	00:02.062	00:21.989	131,70 km/h	00:42.612	01:10.365	103,86 km/h
3	464	HEINDRICHS Werner	Opel Veytal Corsa 16V					
		Lauf 3: 00:03.721	00:01.879	00:21.547	140,47 km/h	00:43.635	01:10.782	103,25 km/h
4	463	GOLDBACH Markus	Opel Corsa A 16V					
		Lauf 3: 00:03.730	00:01.941	00:22.598	132,66 km/h	00:44.817	01:13.086	99,99 km/h
5	468	MIETHKE Günter	VW Käfer 1302 RS					
		Lauf 3: 00:03.548	00:01.857	00:22.466	136,46 km/h	00:45.478	01:13.349	99,63 km/h
6	462	STELBERG Thomas	Opel Corsa A 16V					
		Lauf 3: 00:03.872	00:02.097	00:22.816	128,59 km/h	00:45.029	01:13.814	99,01 km/h

Sektorzeiten & Speeds - Training - Gesamt

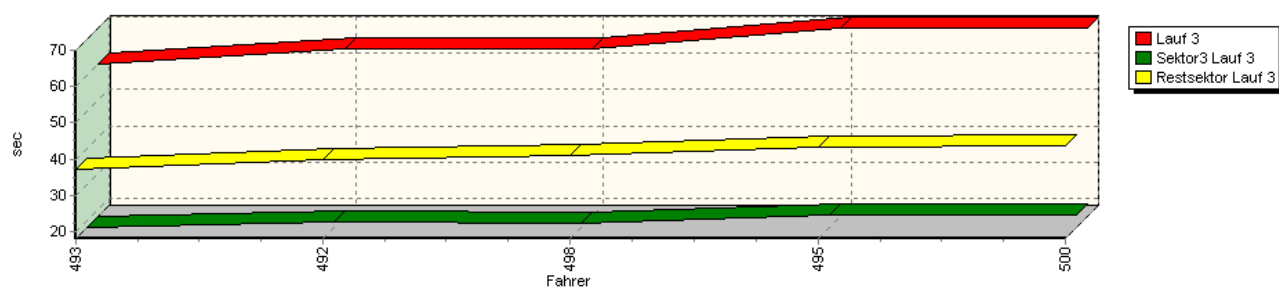
Speed-Diagramm Lauf 3



Sektor-Diagramm (Start) Lauf 3



Sektor-Diagramm (Rest) Lauf 3



Rg.	Nr.	Sektor 1 (50m)	Sektor 2 (50-100m)	Sektor 3	Speed Trap	Sektor 4	Laufzeit	Speed (Lauf)	
1	493	MEISEL Reto		Mercedes Benz 190 RM1 V8					
		Lauf 3:	00:03.437	00:01.496	00:17.950	180,57 km/h	00:37.099	00:59.982	121,84 km/h
2	492	REUTER Christian		BMW M3 V8					
		Lauf 3:	00:03.447	00:01.622	00:19.410	160,63 km/h	00:39.789	01:04.268	113,71 km/h
3	498	HANDA Norbert		Lancia Delta Integ. Evo 3					
		Lauf 3:	00:03.058	00:01.435	00:19.132	170,84 km/h	00:40.841	01:04.466	113,36 km/h




42. Osnabrücker ADAC Bergrennen

15. und 16. August 2009

Deutsche Bergmeisterschaft 2009

DMSB Bergpokal für Tourenwagen und Rennsportfahrzeuge

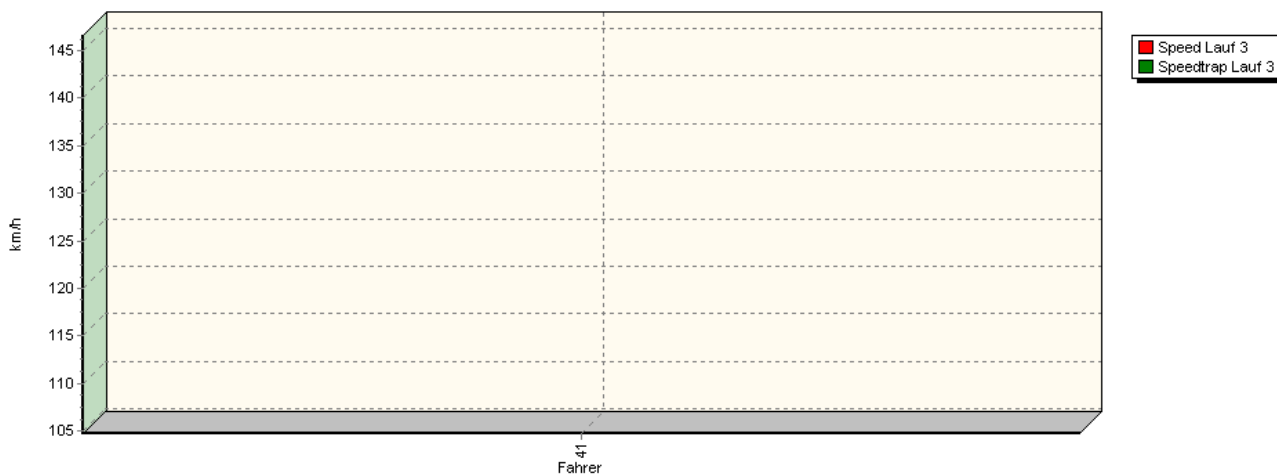
KW Gruppe H Berg-Cup



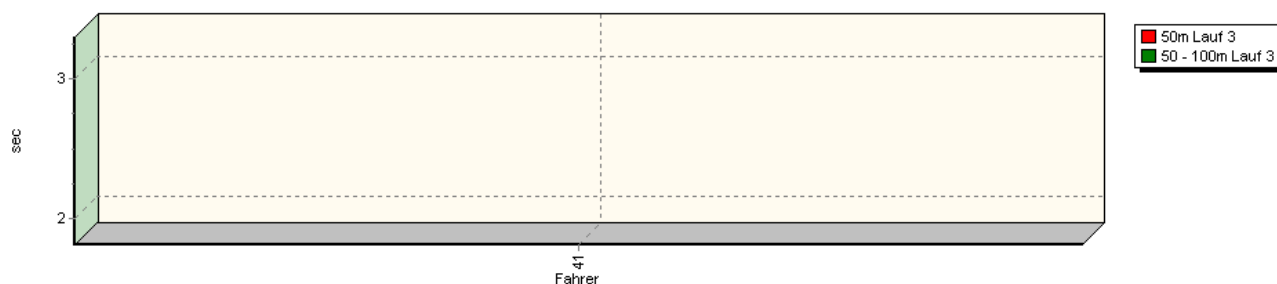
Sektorzeiten & Speeds - Training - Gesamt

Rg.	Nr.	Sektor 1 (50m)	Sektor 2 (50-100m)	Sektor 3	Speed Trap	Sektor 4	Laufzeit	Speed (Lauf)
4	495	RÖCK Sabine		VW Golf 1				
		Lauf 3: 00:03.472	00:01.808	00:21.270	147,63 km/h	00:43.447	01:09.997	104,40 km/h
5	500	SCHREY Daniel		Dodge Viper GTS-R				
		Lauf 3: 00:03.401	00:01.558	00:21.354	162,45 km/h	00:43.817	01:10.130	104,21 km/h

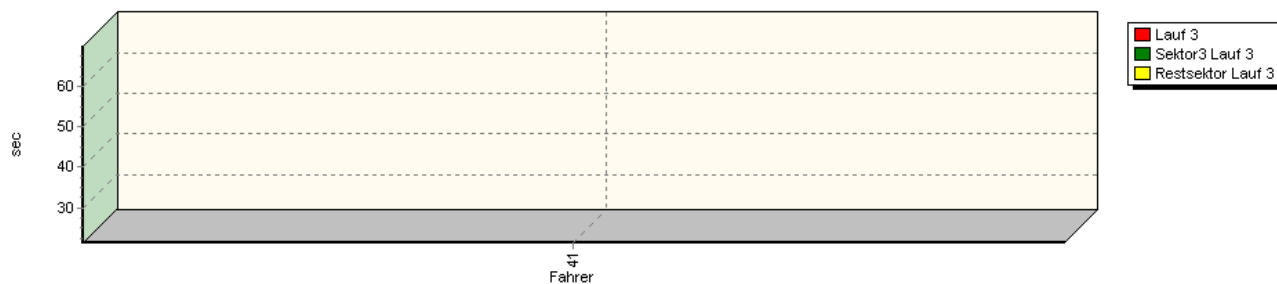
Speed-Diagramm Lauf 3



Sektor-Diagramm (Start) Lauf 3



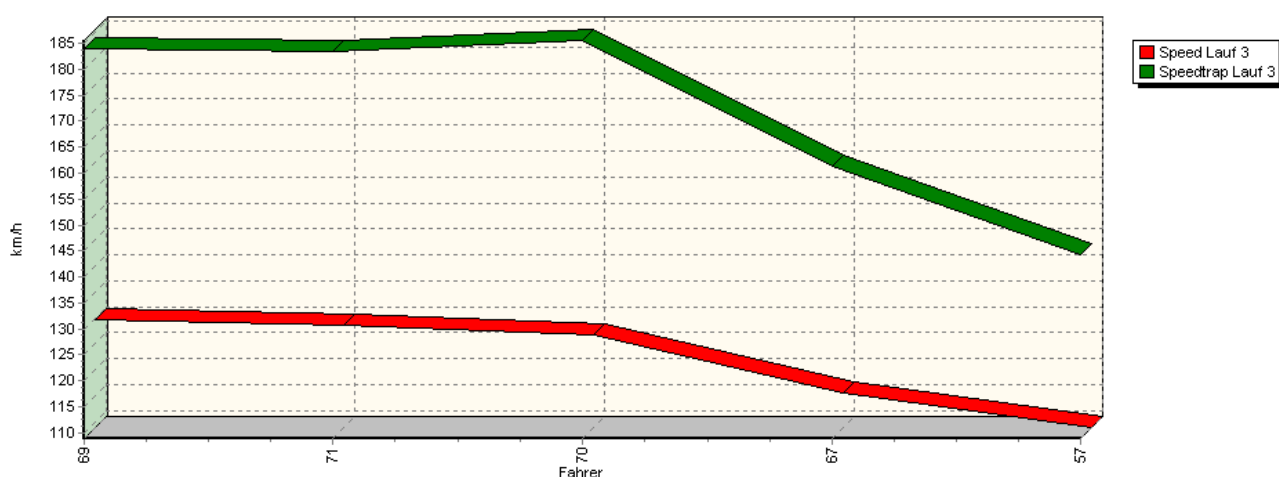
Sektor-Diagramm (Rest) Lauf 3



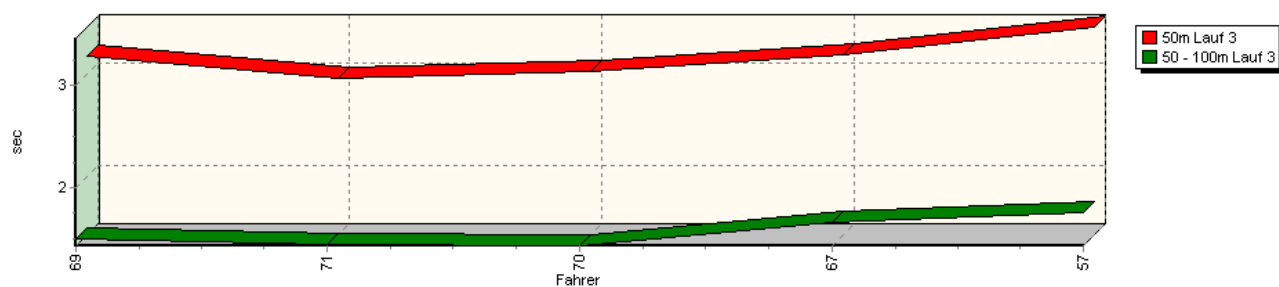
Sektorzeiten & Speeds - Training - Gesamt

Rg.	Nr.	Sektor 1 (50m)	Sektor 2 (50-100m)	Sektor 3	Speed Trap	Sektor 4	Laufzeit	Speed (Lauf)
1	41	KAUFEL Uwe		PRC C3 Prototyp				
		Lauf 3:	00:03.302	00:01.810	00:21.376	146,57 km/h	00:43.279	01:09.767
								104,75 km/h

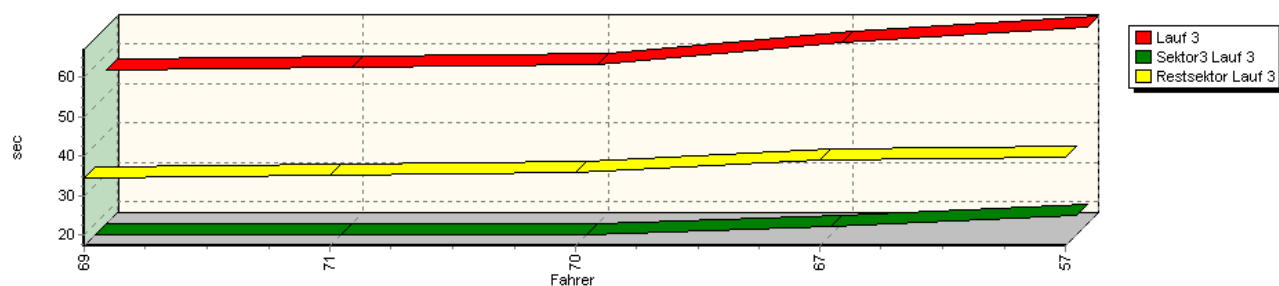
Speed-Diagramm Lauf 3



Sektor-Diagramm (Start) Lauf 3



Sektor-Diagramm (Rest) Lauf 3






42. Osnabrücker ADAC Bergrennen

15. und 16. August 2009

Deutsche Bergmeisterschaft 2009

DMSB Bergpokal für Tourenwagen und Rennsportfahrzeuge

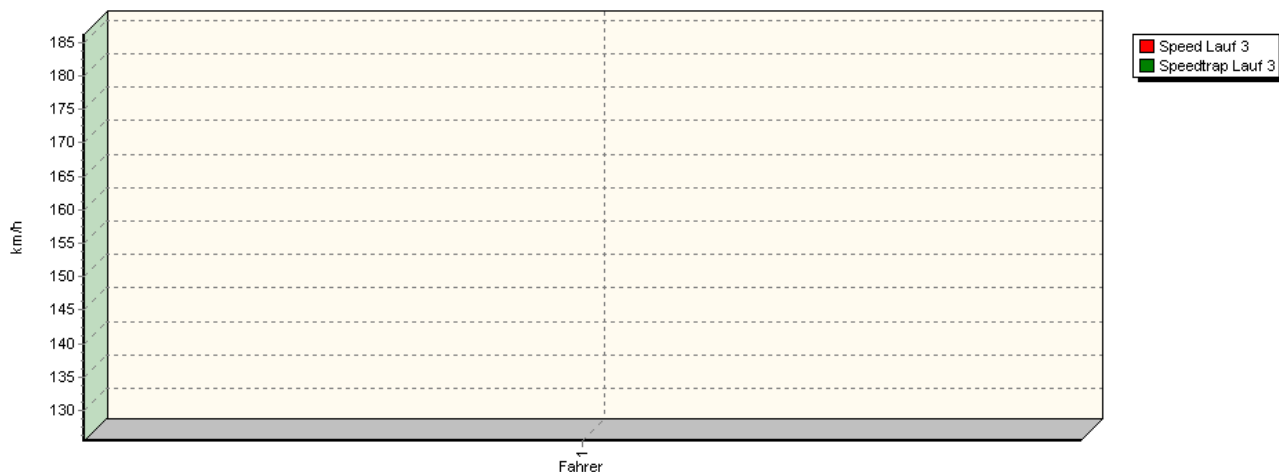
KW Gruppe H Berg-Cup



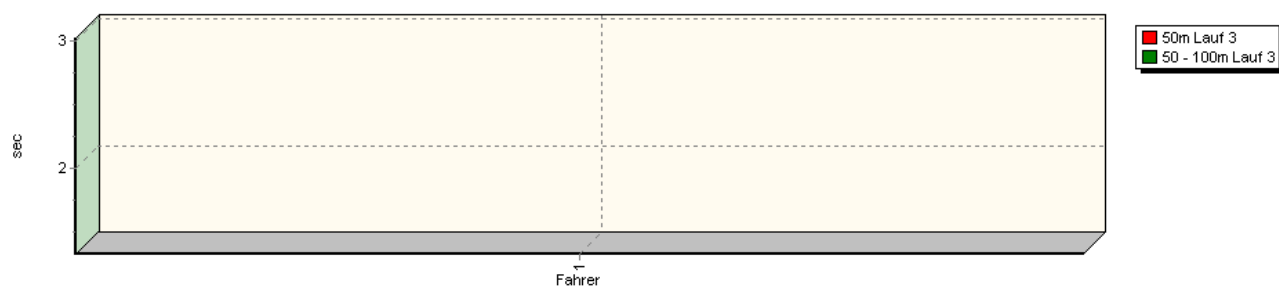
Sektorzeiten & Speeds - Training - Gesamt

Rg.	Nr.	Sektor 1 (50m)	Sektor 2 (50-100m)	Sektor 3	Speed Trap	Sektor 4	Laufzeit	Speed (Lauf)
1	69	WEIDINGER Jörg		Osella BMW PA 20/S				
		Lauf 3: 00:03.185	00:01.489	00:17.384	183,94 km/h	00:34.308	00:56.366	129,65 km/h
2	71	STEINER Marcel		Martini BMW MK77				
		Lauf 3: 00:02.964	00:01.436	00:17.397	183,42 km/h	00:35.032	00:56.829	128,60 km/h
3	70	LANG Uwe		Osella BMW PA 20/S				
		Lauf 3: 00:03.028	00:01.421	00:17.246	185,53 km/h	00:35.962	00:57.657	126,75 km/h
4	67	MÜLLER Urs		Argo IM21				
		Lauf 3: 00:03.204	00:01.655	00:19.299	161,29 km/h	00:39.030	01:03.188	115,65 km/h
5	57	OLBRICH Georg		Osella PA 21P				
		Lauf 3: 00:03.471	00:01.747	00:22.162	144,34 km/h	00:39.728	01:07.108	108,90 km/h

Speed-Diagramm Lauf 3

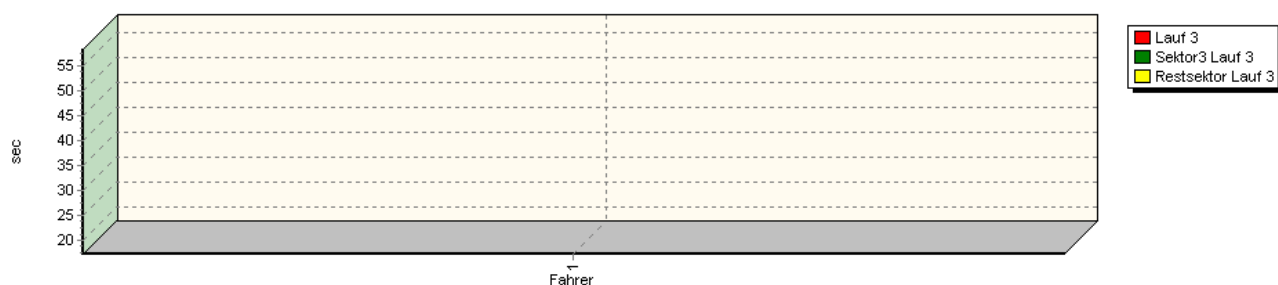


Sektor-Diagramm (Start) Lauf 3



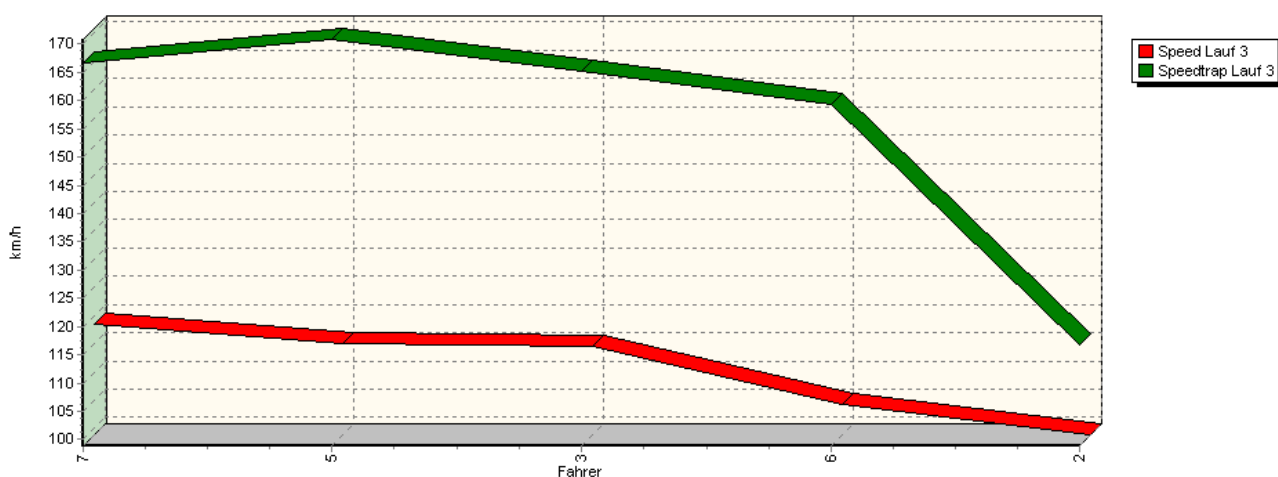
Sektorzeiten & Speeds - Training - Gesamt

Sektor-Diagramm (Rest) Lauf 3

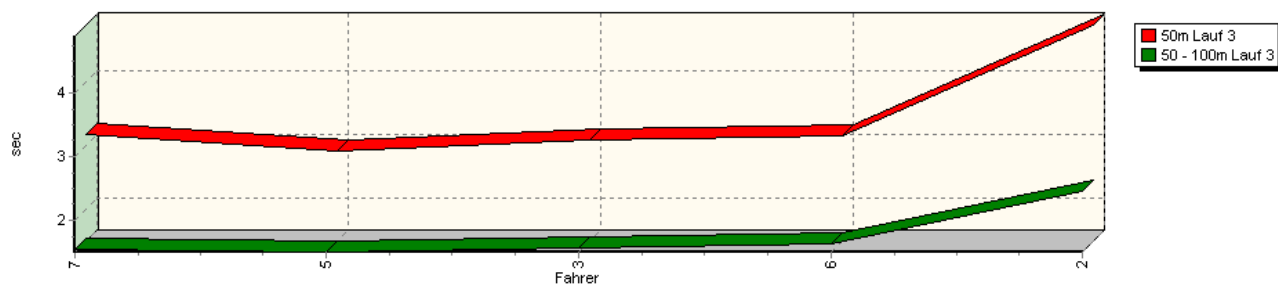


Rg.	Nr.	Sektor 1 (50m)	Sektor 2 (50-100m)	Sektor 3	Speed Trap	Sektor 4	Laufzeit	Speed (Lauf)
1	1	DEMUTH Guy						
		Lola F3000						
		Lauf 3:	00:03.019	00:01.333	00:17.314	186,17 km/h	00:36.576	00:58.242
								125,48 km/h

Speed-Diagramm Lauf 3

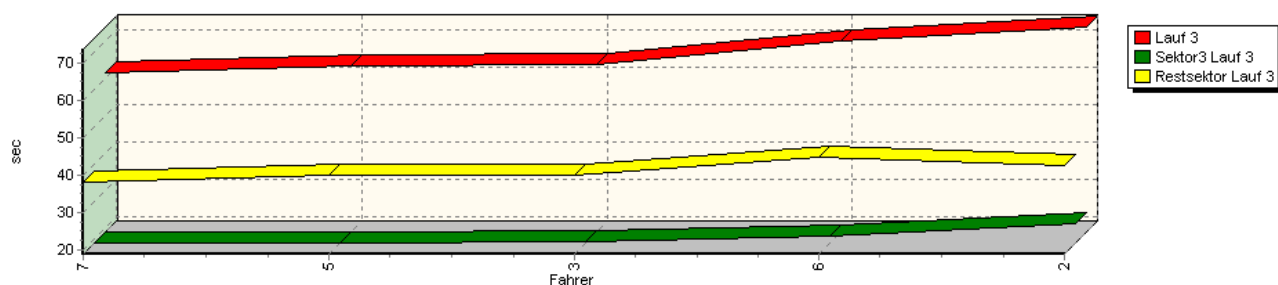


Sektor-Diagramm (Start) Lauf 3



Sektorzeiten & Speeds - Training - Gesamt

Sektor-Diagramm (Rest) Lauf 3



Rg.	Nr.	Sektor 1 (50m)	Sektor 2 (50-100m)	Sektor 3	Speed Trap	Sektor 4	Laufzeit	Speed (Lauf)
1	7	SEITZ Franz	Opel Lotus Reynard					
		Lauf 3: 00:03.187	00:01.562	00:18.795	166,65 km/h	00:38.120	01:01.664	118,51 km/h
2	5	KÖPPEL Rolf	Martini BMW MK 42					
		Lauf 3: 00:02.932	00:01.512	00:18.970	170,83 km/h	00:40.058	01:03.472	115,14 km/h
3	3	DEBRUYNE Frank	Dallara F 393					
		Lauf 3: 00:03.092	00:01.586	00:19.092	165,27 km/h	00:40.079	01:03.849	114,46 km/h
4	6	ARING Harald	Formel Opel Lotus					
		Lauf 3: 00:03.152	00:01.635	00:20.593	159,23 km/h	00:44.758	01:10.138	104,19 km/h
5	2	KESSLER Andreas	Reynard 873					
		Lauf 3: 00:04.895	00:02.458	00:24.043	116,79 km/h	00:42.506	01:13.902	98,89 km/h