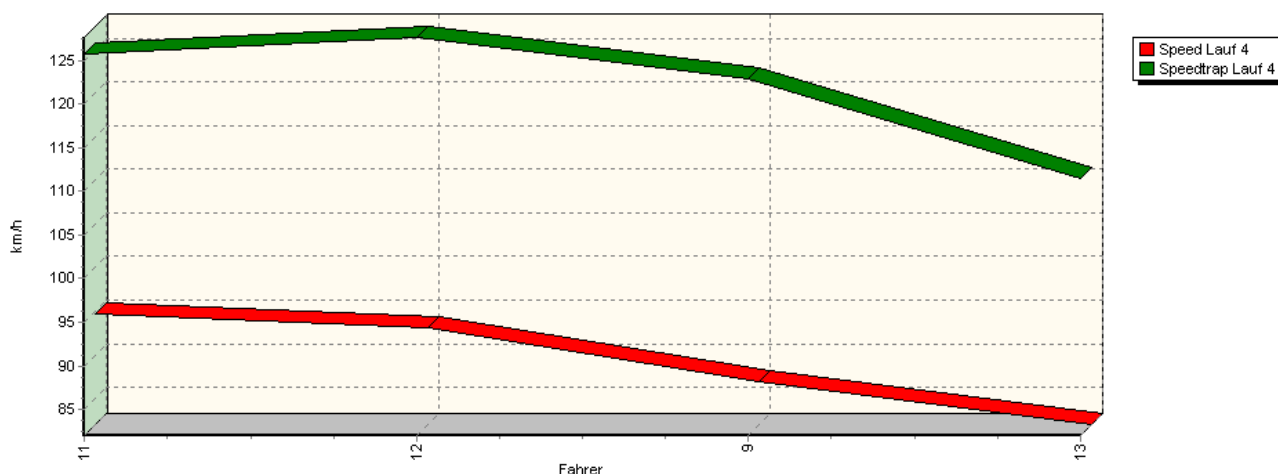
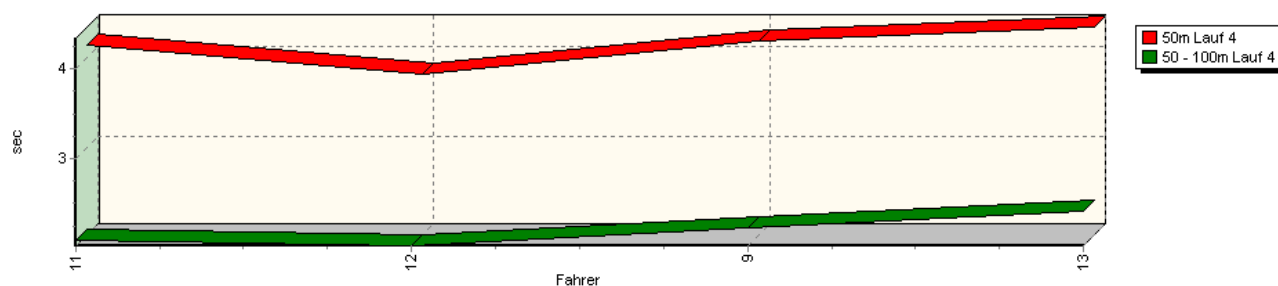


## Sektorzeiten & Speeds - Rennen - Gesamt

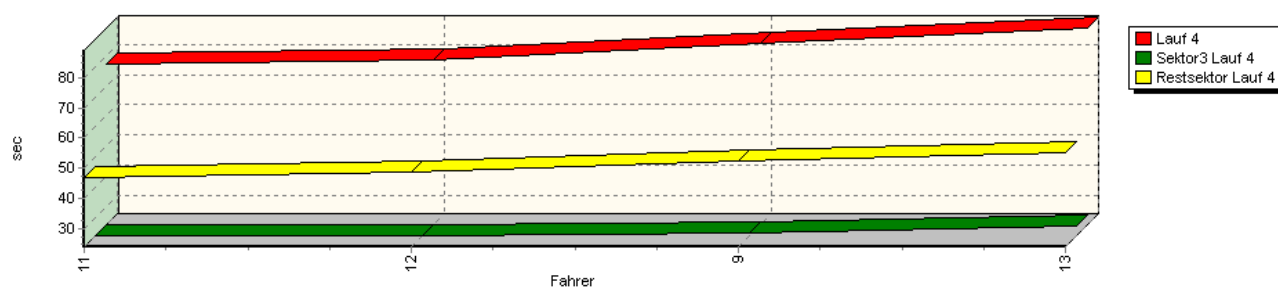
Speed-Diagramm Lauf 4



Sektor-Diagramm (Start) Lauf 4



Sektor-Diagramm (Rest) Lauf 4

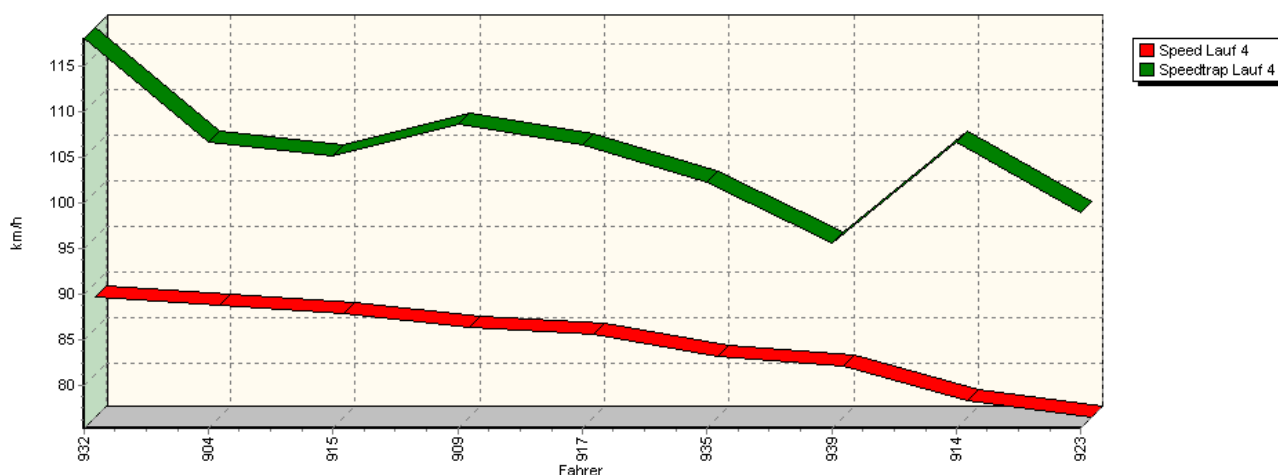


Rg.	Nr.	Sektor 1 (50m)	Sektor 2 (50-100m)	Sektor 3	Speed Trap	Sektor 4	Laufzeit	Speed (Lauf)
1	11	<b>SUCHOMEL Christian</b>	VW Jetta I					
		Lauf 4: 00:04.129	00:02.099	00:24.033	125,69 km/h	00:46.976	01:17.237	94,62 km/h
2	12	<b>SCHAAR Peter</b>	GMC F40 Aproximada					
		Lauf 4: 00:03.802	00:02.041	00:23.920	127,64 km/h	00:48.729	01:18.492	93,10 km/h
3	9	<b>FÜß Karl</b>	Porsche 911 T					
		Lauf 4: 00:04.172	00:02.245	00:25.058	122,90 km/h	00:52.599	01:24.074	86,92 km/h

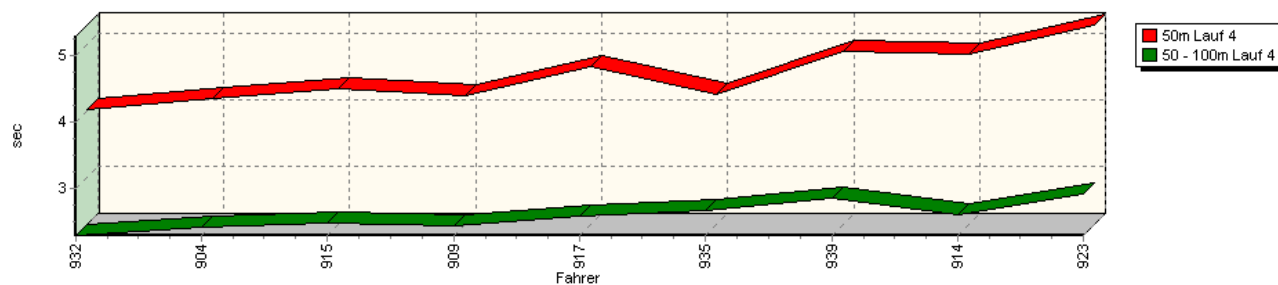
## Sektorzeiten & Speeds - Rennen - Gesamt

Rg.	Nr.	Sektor 1 (50m)	Sektor 2 (50-100m)	Sektor 3	Speed Trap	Sektor 4	Laufzeit	Speed (Lauf)
4	13	<b>STIEREN Max</b>		Alfa Romeo Alfetta GTV 2.0				
		Lauf 4:	00:04.328	00:02.428	00:27.112	111,42 km/h	00:55.257	01:29.125
								82,00 km/h

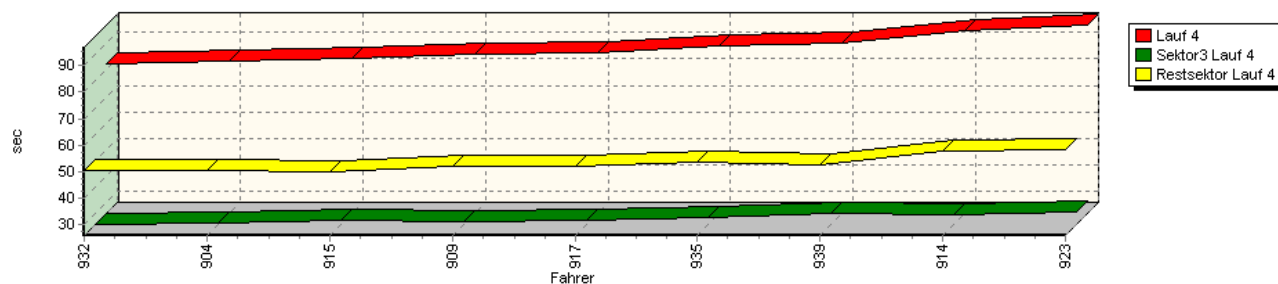
Speed-Diagramm Lauf 4



Sektor-Diagramm (Start) Lauf 4



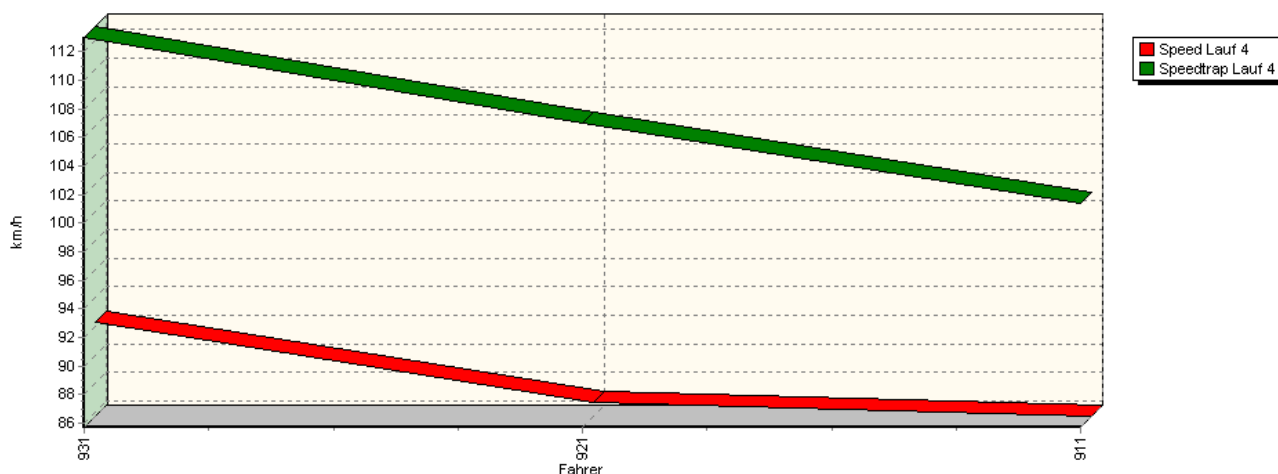
Sektor-Diagramm (Rest) Lauf 4



## Sektorzeiten & Speeds - Rennen - Gesamt

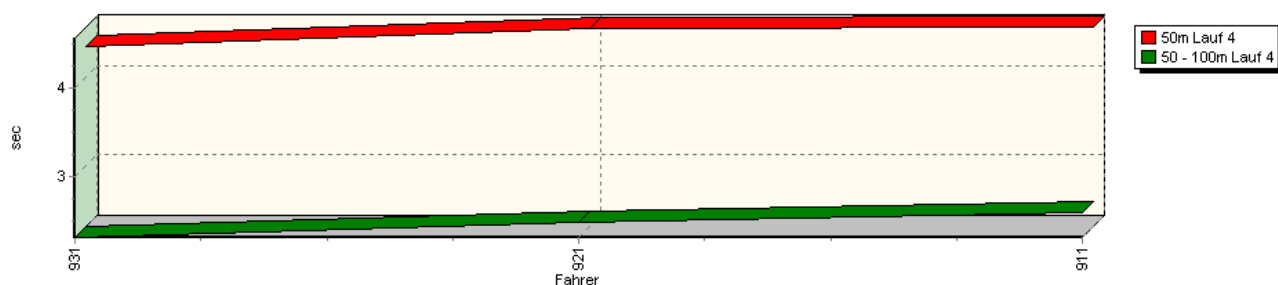
Rg.	Nr.	Sektor 1 (50m)	Sektor 2 (50-100m)	Sektor 3	Speed Trap	Sektor 4	Laufzeit	Speed (Lauf)
1	932	<b>KRIEG Ralf</b>		Fiat Abarth 1000 TC				
		Lauf 4: 00:04.022	00:02.289	00:25.872	117,98 km/h	00:50.355	01:22.538	88,54 km/h
2	904	<b>SCHOUTEN Jan</b>		Fiat Abarth 1000 TC				
		Lauf 4: 00:04.182	00:02.417	00:26.208	106,64 km/h	00:50.586	01:23.393	87,63 km/h
3	915	<b>KLEBER Klaus</b>		Fiat Abarth 1000 TC Corsa				
		Lauf 4: 00:04.333	00:02.472	00:27.311	105,18 km/h	00:50.088	01:24.204	86,79 km/h
4	909	<b>STÖRMER Klaus</b>		Fiat Abarth 1000 TC				
		Lauf 4: 00:04.221	00:02.429	00:26.970	108,65 km/h	00:52.164	01:25.784	85,19 km/h
5	917	<b>BELET Geert</b>		Fiat Abarth 1000 TC				
		Lauf 4: 00:04.658	00:02.580	00:27.420	106,29 km/h	00:51.910	01:26.568	84,42 km/h
6	935	<b>BIEHL Ingo</b>		Fiat Abarth 1000 TC				
		Lauf 4: 00:04.254	00:02.656	00:28.488	102,34 km/h	00:53.609	01:29.007	82,11 km/h
7	939	<b>VAN LING Ad</b>		Fiat Abarth 1000 TC				
		Lauf 4: 00:04.887	00:02.848	00:29.891	95,59 km/h	00:52.538	01:30.164	81,05 km/h
8	914	<b>BOM Ruud</b>		Fiat Abarth 1000 TC				
		Lauf 4: 00:04.850	00:02.605	00:29.665	106,61 km/h	00:57.573	01:34.693	77,18 km/h
9	923	<b>BRAUCKMANN Werner</b>		Fiat Abarth 1000 TC				
		Lauf 4: 00:05.286	00:02.909	00:30.447	98,95 km/h	00:58.292	01:36.934	75,39 km/h

Speed-Diagramm Lauf 4

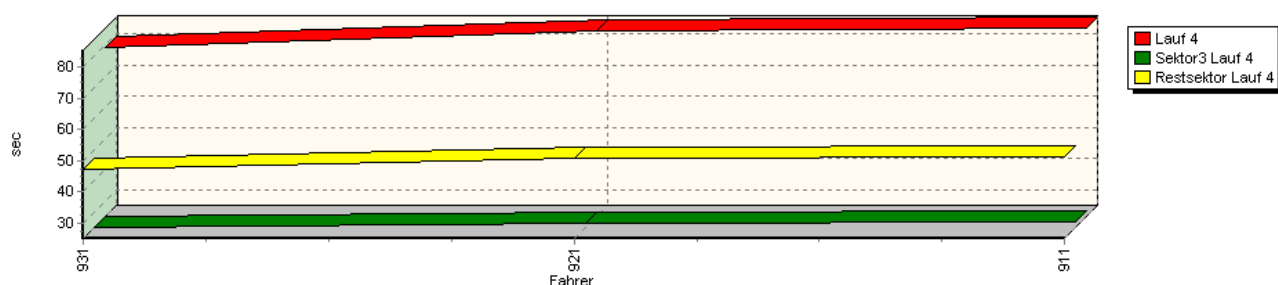


### Sektorzeiten & Speeds - Rennen - Gesamt

Sektor-Diagramm (Start) Lauf 4



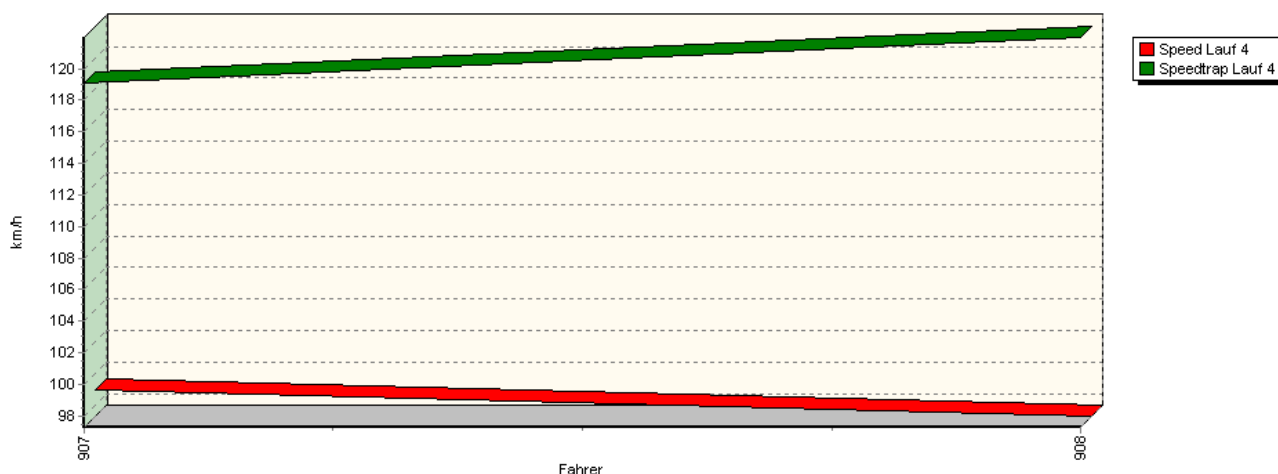
Sektor-Diagramm (Rest) Lauf 4



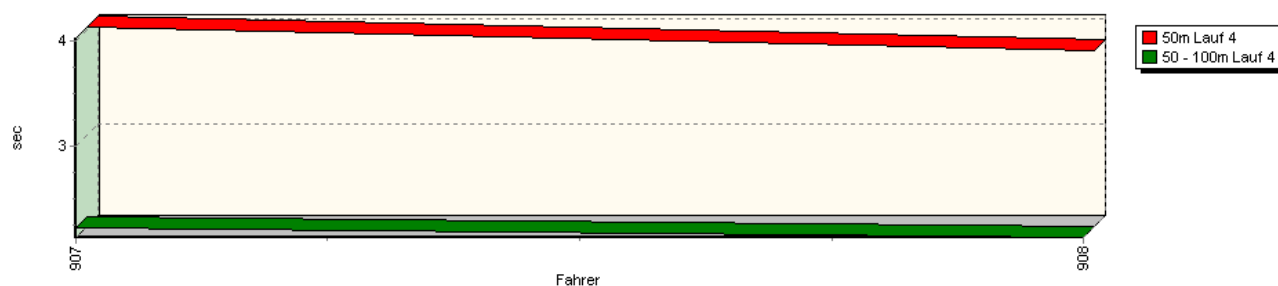
Rg.	Nr.	Sektor 1 (50m)	Sektor 2 (50-100m)	Sektor 3	Speed Trap	Sektor 4	Laufzeit	Speed (Lauf)
1	931	<b>SCHULZ Udo</b>	Autobianchi A112					
		Lauf 4: 00:04.331	00:02.326	00:25.138	112,99 km/h	00:47.432	01:19.227	92,24 km/h
2	921	<b>LEITMANN Heinrich</b>	Autobianchi A112					
		Lauf 4: 00:04.531	00:02.499	00:26.508	107,00 km/h	00:50.790	01:24.328	86,66 km/h
3	911	<b>KLINGELHÖFER Patrick</b>	Autobianchi A112 Abarth					
		Lauf 4: 00:04.551	00:02.609	00:27.070	101,39 km/h	00:51.044	01:25.274	85,70 km/h

## Sektorzeiten & Speeds - Rennen - Gesamt

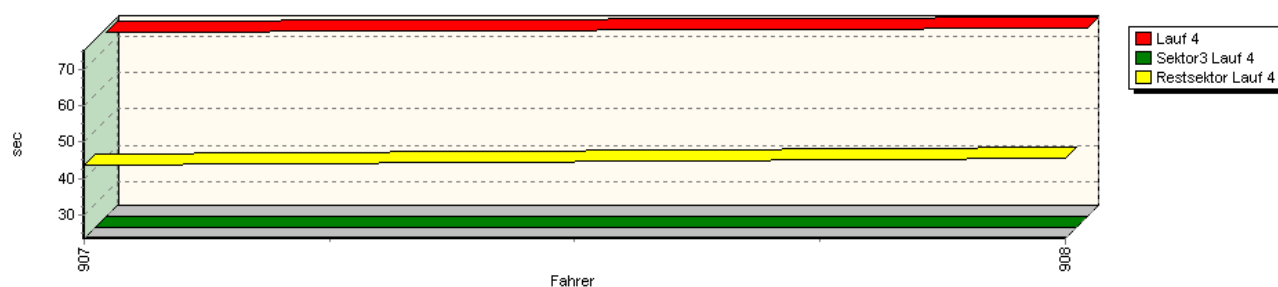
### Speed-Diagramm Lauf 4



### Sektor-Diagramm (Start) Lauf 4



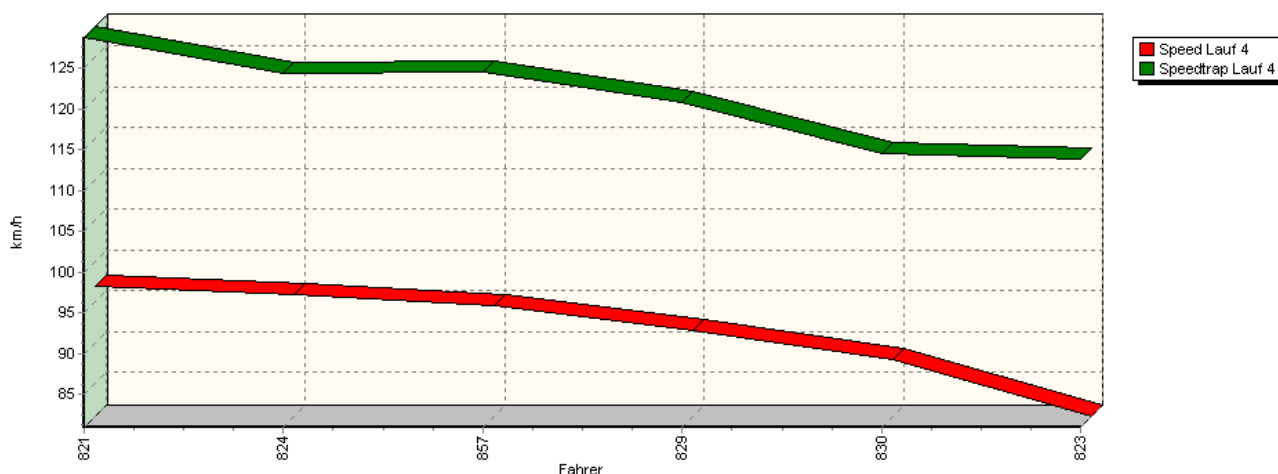
### Sektor-Diagramm (Rest) Lauf 4



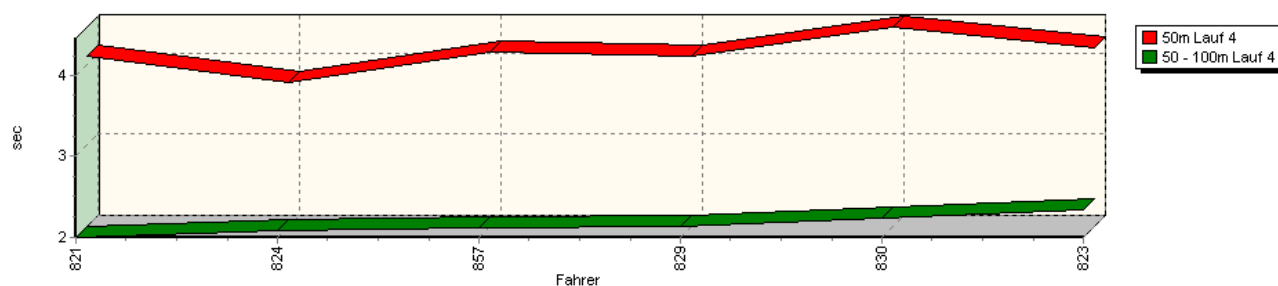
Rg.	Nr.	Sektor 1 (50m)	Sektor 2 (50-100m)	Sektor 3	Speed Trap	Sektor 4	Laufzeit	Speed (Lauf)
1	907	<b>KLINGELHÖFER Thomas</b>	Autobianchi A112 Abarth					
		Lauf 4: 00:04.023	00:02.237	00:23.739	119,12 km/h	00:43.842	01:13.841	98,97 km/h
2	908	<b>KÖSTER Reinhold</b>	Fiat Abarth 1000 TCR					
		Lauf 4: 00:03.803	00:02.144	00:23.672	121,98 km/h	00:45.516	01:15.135	97,27 km/h

## Sektorzeiten & Speeds - Rennen - Gesamt

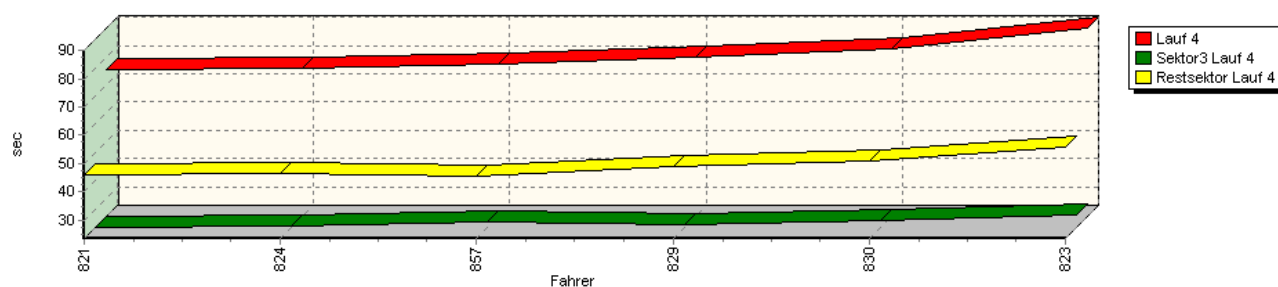
Speed-Diagramm Lauf 4



Sektor-Diagramm (Start) Lauf 4



Sektor-Diagramm (Rest) Lauf 4

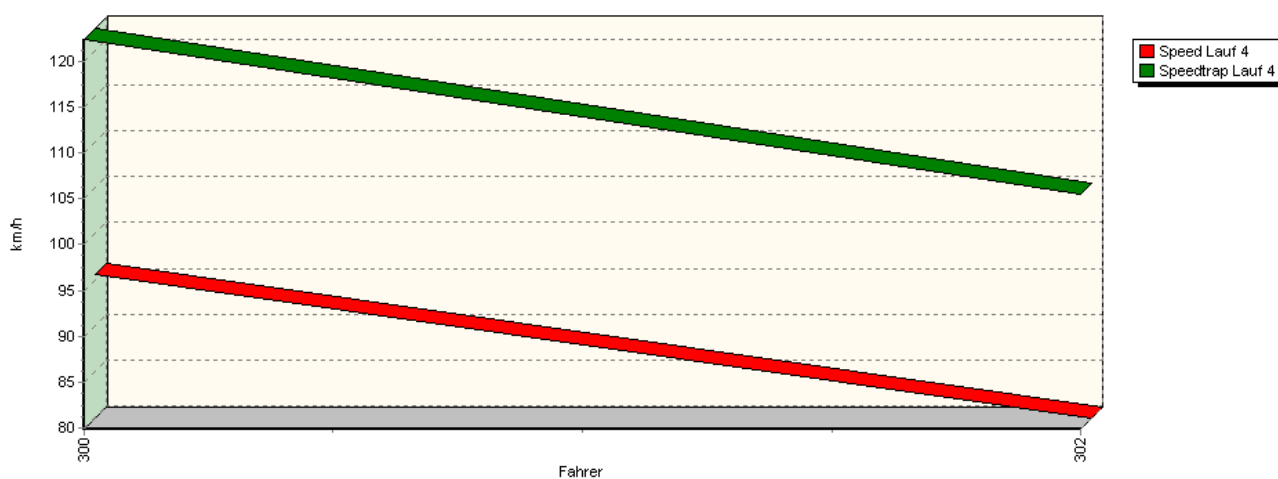


Rg.	Nr.	Sektor 1 (50m)	Sektor 2 (50-100m)	Sektor 3	Speed Trap	Sektor 4	Laufzeit	Speed (Lauf)
1	821	<b>GENSEMEYER Mike</b>	Austin Mini Migila					
		Lauf 4: 00:04.108	00:01.997	00:23.386	128,78 km/h	00:45.937	01:15.428	96,89 km/h
2	824	<b>GEISER Johannes</b>	Austin Rover Mini MKII					
		Lauf 4: 00:03.769	00:02.084	00:23.711	124,46 km/h	00:46.582	01:16.146	95,97 km/h
3	857	<b>BRANSCHIED Marc</b>	Rover Mini					
		Lauf 4: 00:04.156	00:02.115	00:25.303	124,49 km/h	00:45.707	01:17.281	94,56 km/h

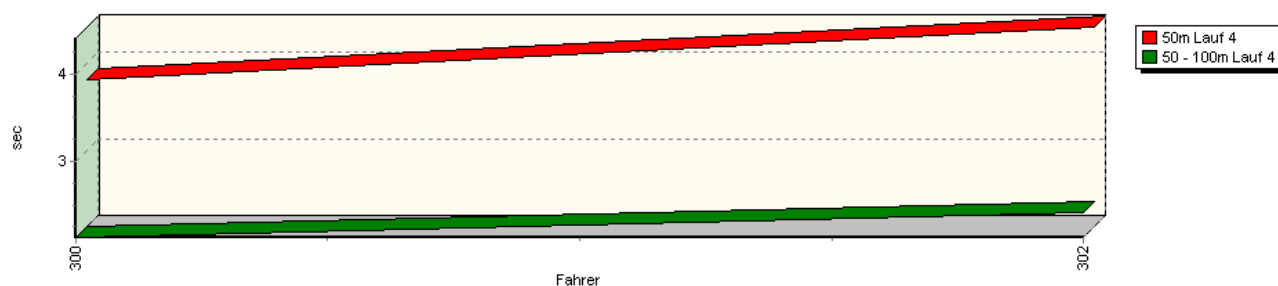
## Sektorzeiten & Speeds - Rennen - Gesamt

Rg.	Nr.	Sektor 1 (50m)	Sektor 2 (50-100m)	Sektor 3	Speed Trap	Sektor 4	Laufzeit	Speed (Lauf)
4	829	<b>BECKMANN Konrad</b>		Mini Cooper S				
		Lauf 4: 00:04.097	00:02.137	00:24.384	120,87 km/h	00:49.163	01:19.781	91,60 km/h
5	830	<b>LANDSBERG Jürgen</b>		GTM-Coupé				
		Lauf 4: 00:04.459	00:02.231	00:25.606	114,55 km/h	00:50.774	01:23.070	87,97 km/h
6	823	<b>FRANZ Jörg</b>		Austin Mini				
		Lauf 4: 00:04.205	00:02.333	00:27.956	113,83 km/h	00:55.710	01:30.204	81,02 km/h

Speed-Diagramm Lauf 4

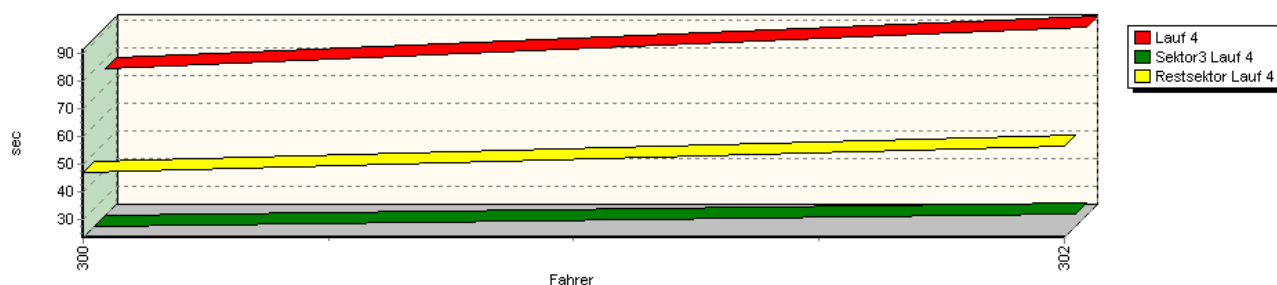


Sektor-Diagramm (Start) Lauf 4



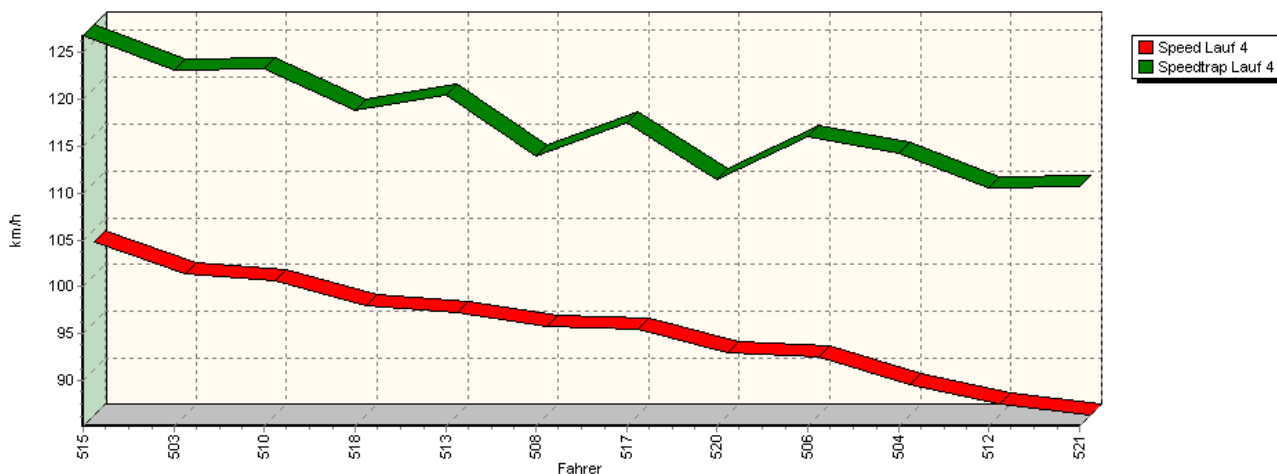
## Sektorzeiten & Speeds - Rennen - Gesamt

### Sektor-Diagramm (Rest) Lauf 4

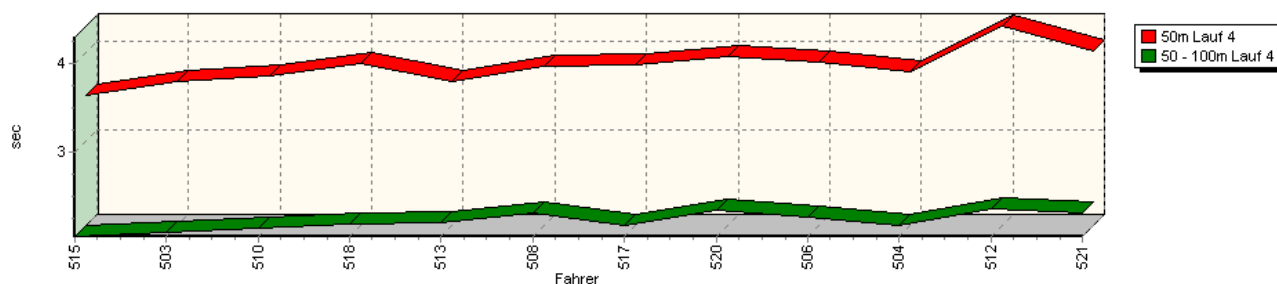


Rg.	Nr.	Sektor 1 (50m)	Sektor 2 (50-100m)	Sektor 3	Speed Trap	Sektor 4	Laufzeit	Speed (Lauf)
1	300	<b>KLEINEBERG Frank</b>		NSU 1000				
		Lauf 4: 00:03.815	00:02.119	00:23.670	122,43 km/h	00:46.911	01:16.515	95,51 km/h
2	302	<b>SCHEFFEL Jürgen</b>		NSU TT				
		Lauf 4: 00:04.414	00:02.412	00:28.080	105,47 km/h	00:56.652	01:31.558	79,82 km/h

### Speed-Diagramm Lauf 4

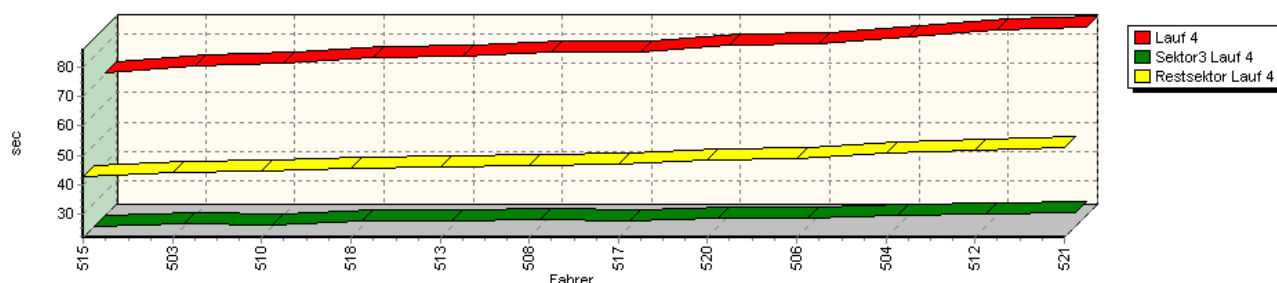


### Sektor-Diagramm (Start) Lauf 4



## Sektorzeiten & Speeds - Rennen - Gesamt

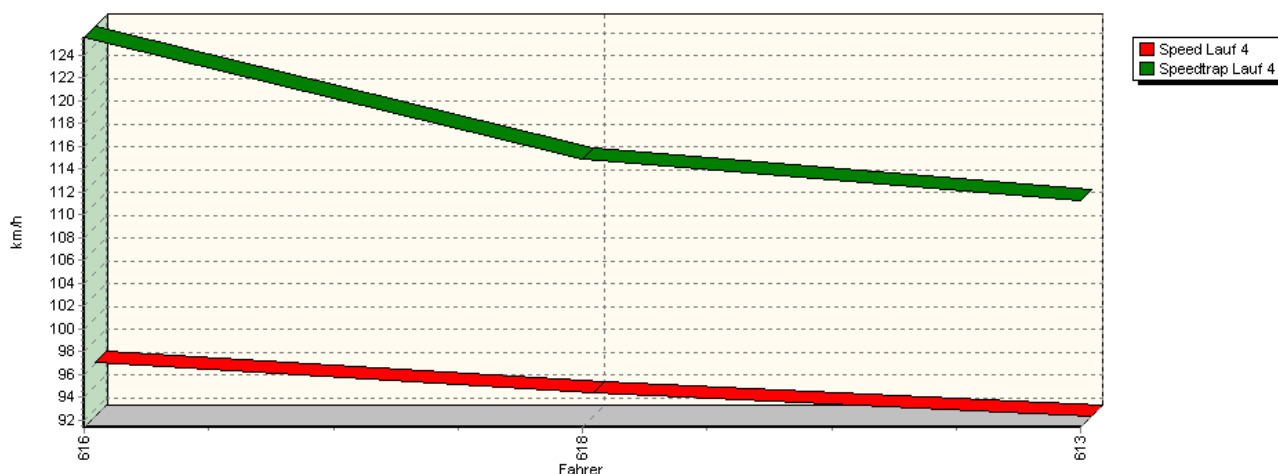
Sektor-Diagramm (Rest) Lauf 4



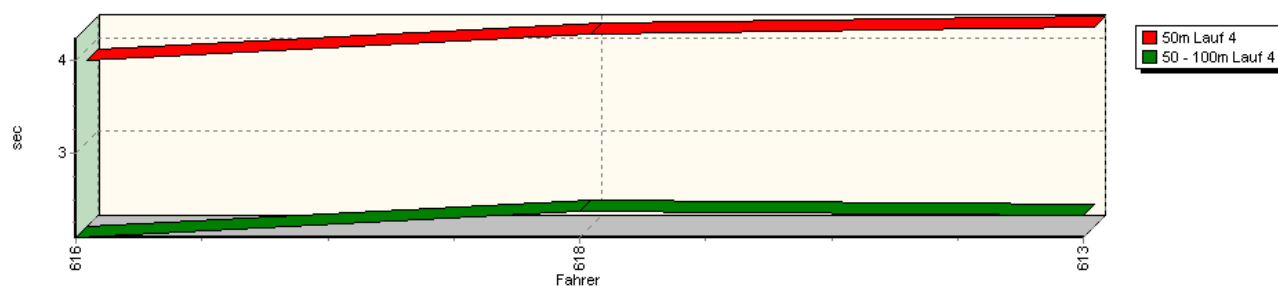
Rg.	Nr.	Sektor 1 (50m)	Sektor 2 (50-100m)	Sektor 3	Speed Trap	Sektor 4	Laufzeit	Speed (Lauf)
1	515	<b>SCHINDLER Uwe</b>	NSU KWR					
		Lauf 4: 00:03.523	00:02.032	00:22.196	126,85 km/h	00:42.787	01:10.538	103,60 km/h
2	503	<b>NIEDERMANN Johannes</b>	NSU 1000C					
		Lauf 4: 00:03.678	00:02.074	00:23.001	123,11 km/h	00:44.214	01:12.967	100,16 km/h
3	510	<b>HOFMANN Steffen</b>	NSU TT					
		Lauf 4: 00:03.742	00:02.128	00:22.730	123,35 km/h	00:44.894	01:13.494	99,44 km/h
4	518	<b>HÖLLERICH Nicola</b>	NSU TT					
		Lauf 4: 00:03.881	00:02.170	00:23.973	118,88 km/h	00:45.424	01:15.448	96,86 km/h
5	513	<b>FASSBENDER Walter</b>	NSU-Grewe					
		Lauf 4: 00:03.667	00:02.184	00:24.135	120,46 km/h	00:46.116	01:16.102	96,03 km/h
6	508	<b>HOFMANN Gerhard</b>	NSU TT					
		Lauf 4: 00:03.852	00:02.302	00:24.677	113,95 km/h	00:46.415	01:17.246	94,61 km/h
7	517	<b>VOGEL Michael</b>	NSU TT Davidovic					
		Lauf 4: 00:03.859	00:02.159	00:24.232	117,46 km/h	00:47.215	01:17.465	94,34 km/h
8	520	<b>MÜLLER Fritz</b>	NSU 1000					
		Lauf 4: 00:03.963	00:02.337	00:25.052	111,47 km/h	00:48.249	01:19.601	91,81 km/h
9	506	<b>SCHABACKER Pit</b>	NSU-Davidovic TT					
		Lauf 4: 00:03.890	00:02.255	00:24.944	116,00 km/h	00:48.937	01:20.026	91,32 km/h
10	504	<b>SZOTT Roman</b>	NSU TT					
		Lauf 4: 00:03.786	00:02.157	00:25.744	114,28 km/h	00:50.973	01:22.660	88,41 km/h
11	512	<b>NEUNER Bernhard</b>	NSU TT					
		Lauf 4: 00:04.306	00:02.342	00:26.603	110,62 km/h	00:51.470	01:24.721	86,26 km/h
12	521	<b>VOIGT Walter</b>	NSU TT					
		Lauf 4: 00:04.014	00:02.305	00:26.724	110,65 km/h	00:52.825	01:25.868	85,11 km/h

### Sektorzeiten & Speeds - Rennen - Gesamt

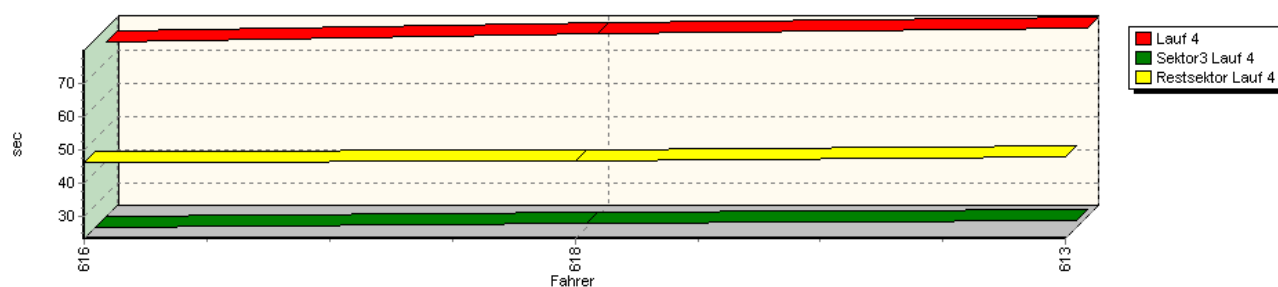
Speed-Diagramm Lauf 4



Sektor-Diagramm (Start) Lauf 4



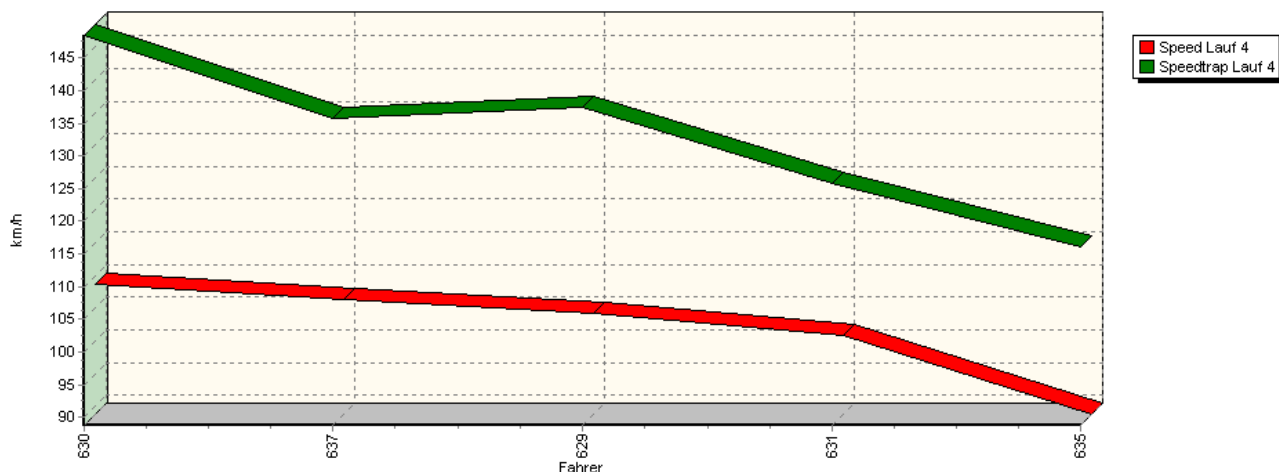
Sektor-Diagramm (Rest) Lauf 4



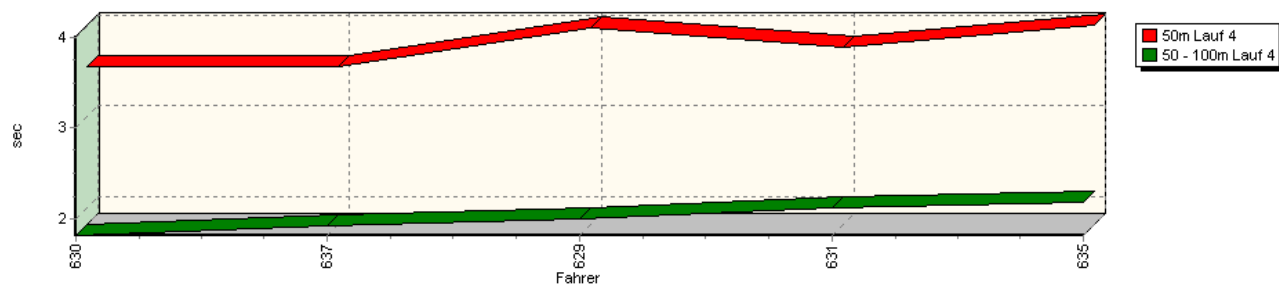
Rg.	Nr.	Sektor 1 (50m)	Sektor 2 (50-100m)	Sektor 3	Speed Trap	Sektor 4	Laufzeit	Speed (Lauf)
1	616	<b>SCHRÖDER Detlef</b>	VW Polo					
		Lauf 4: 00:03.872	00:02.097	00:23.499	125,57 km/h	00:46.546	01:16.014	96,14 km/h
2	618	<b>EIRICH Raimund</b>	VW Polo 86C					
		Lauf 4: 00:04.152	00:02.383	00:24.783	114,85 km/h	00:46.875	01:18.193	93,46 km/h
3	613	<b>TRIEBSTEIN Christian</b>	VW Polo I					
		Lauf 4: 00:04.232	00:02.333	00:25.543	111,21 km/h	00:47.891	01:19.999	91,35 km/h

### Sektorzeiten & Speeds - Rennen - Gesamt

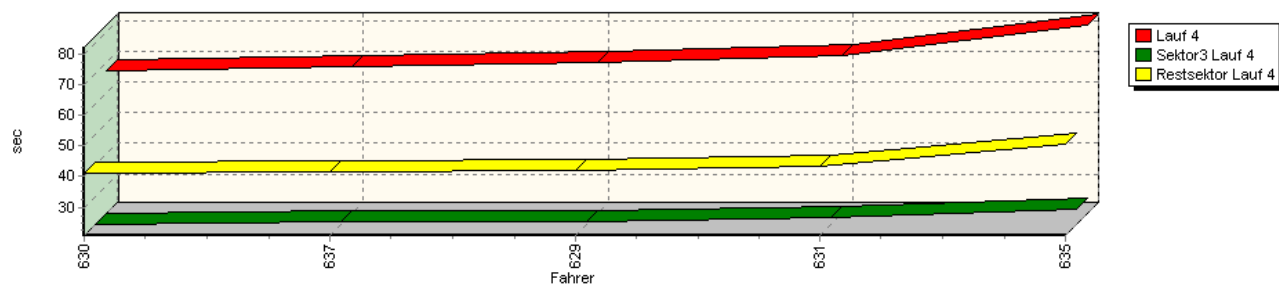
Speed-Diagramm Lauf 4



Sektor-Diagramm (Start) Lauf 4



Sektor-Diagramm (Rest) Lauf 4



Rg.	Nr.	Sektor 1 (50m)	Sektor 2 (50-100m)	Sektor 3	Speed Trap	Sektor 4	Laufzeit	Speed (Lauf)
1	630	<b>ROGERS Julien</b> BMW 320 E21						
		Lauf 4:	00:03.549	00:01.818	00:20.749	148,43 km/h	00:41.140	01:07.256
2	637	<b>VINKE Wilhelm</b> Opel Kadett B						
		Lauf 4:	00:03.561	00:01.932	00:21.643	135,81 km/h	00:41.512	01:08.648
3	629	<b>SCHOLZ Stefan</b> Opel Kadett C Coupé						
		Lauf 4:	00:03.975	00:01.996	00:21.852	137,45 km/h	00:42.240	01:10.063




## 42. Osnabrücker ADAC Bergrennen

15. und 16. August 2009

Deutsche Bergmeisterschaft 2009

DMSB Bergpokal für Tourenwagen und Rennsportfahrzeuge

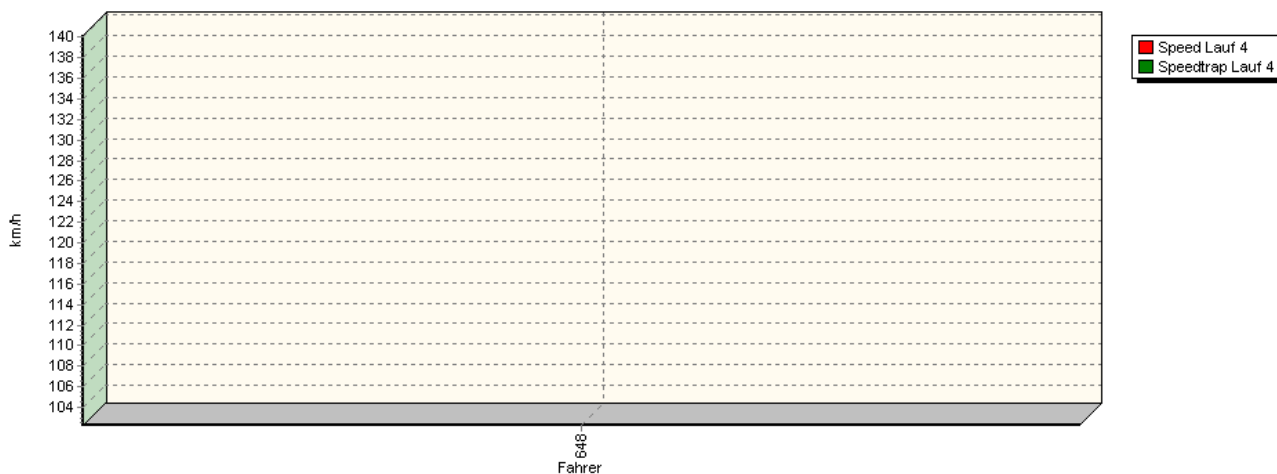
KW Gruppe H Berg-Cup



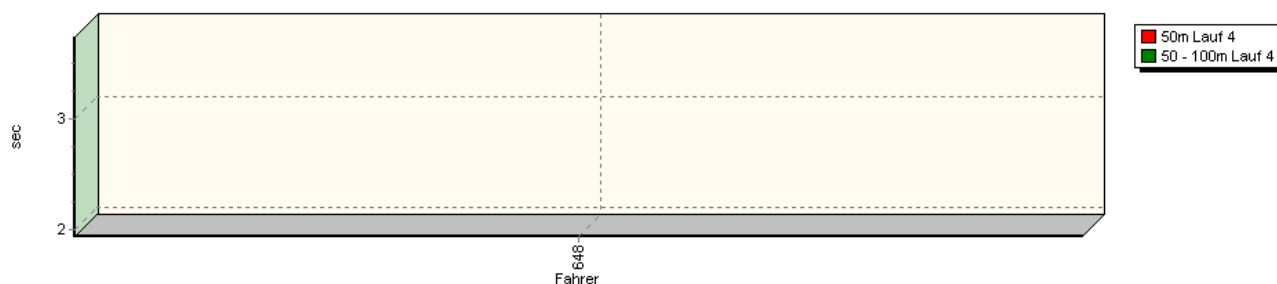
### Sektorzeiten & Speeds - Rennen - Gesamt

Rg.	Nr.	Sektor 1 (50m)	Sektor 2 (50-100m)	Sektor 3	Speed Trap	Sektor 4	Laufzeit	Speed (Lauf)
4	631	<b>HERL Andreas</b>		Ford Escort RS2000				
		Lauf 4: 00:03.772	00:02.125	00:22.971	125,80 km/h	00:43.580	01:12.448	100,87 km/h
5	635	<b>WESTENHÖFER Armin</b>		VW Scirocco II				
		Lauf 4: 00:04.012	00:02.187	00:25.569	116,00 km/h	00:50.518	01:22.286	88,81 km/h

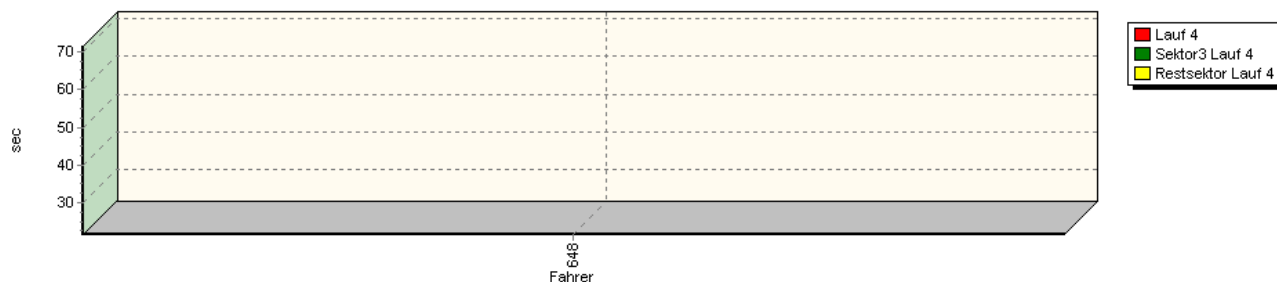
Speed-Diagramm Lauf 4



Sektor-Diagramm (Start) Lauf 4



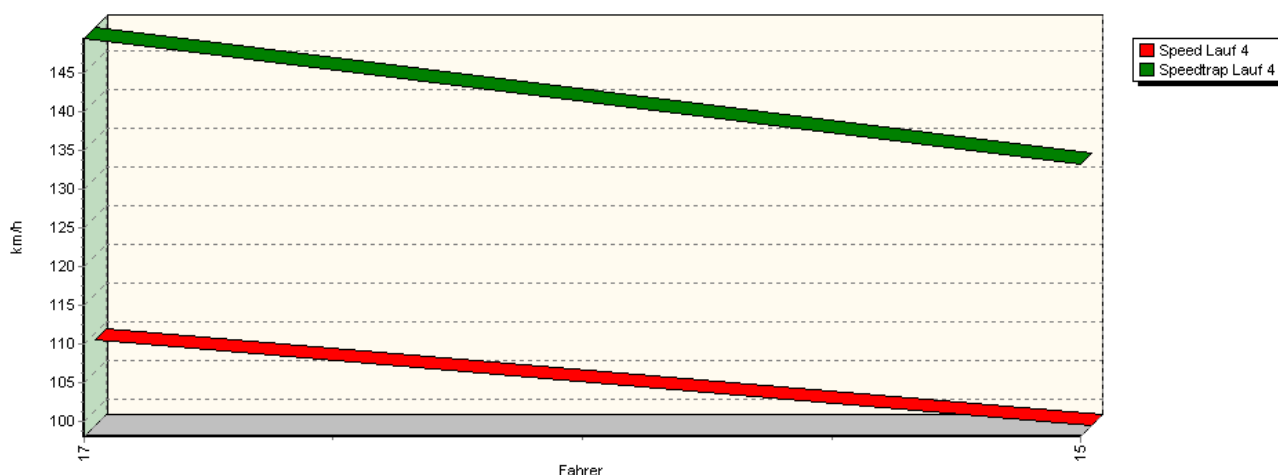
Sektor-Diagramm (Rest) Lauf 4



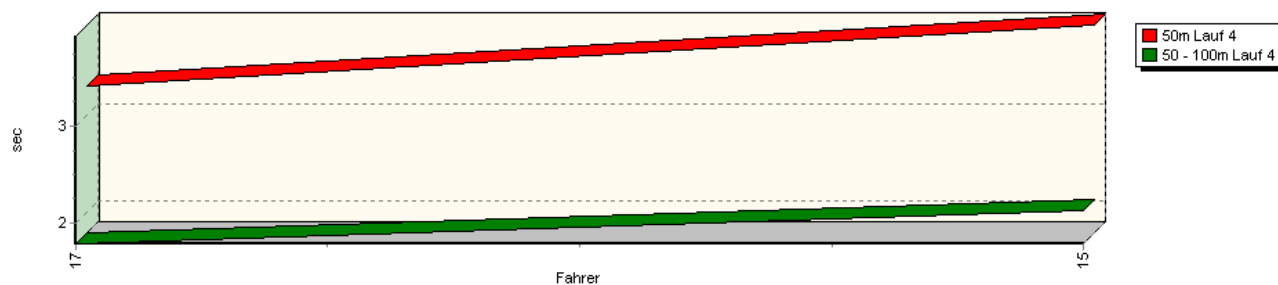
## Sektorzeiten & Speeds - Rennen - Gesamt

Rg.	Nr.	Sektor 1 (50m)	Sektor 2 (50-100m)	Sektor 3	Speed Trap	Sektor 4	Laufzeit	Speed (Lauf)
1	648	<b>REIN Richard</b>		Ford Capri 2600 RS				
		Lauf 4:	00:03.742	00:01.941	00:21.588	140,18 km/h	00:44.184	01:11.455
								102,27 km/h

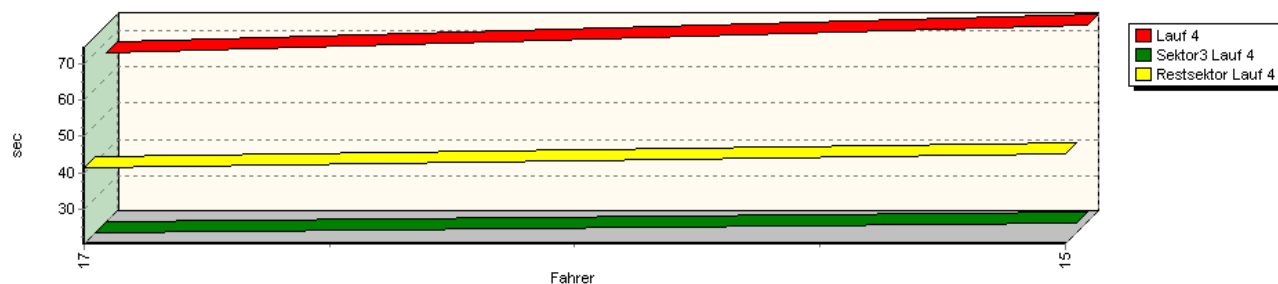
Speed-Diagramm Lauf 4



Sektor-Diagramm (Start) Lauf 4



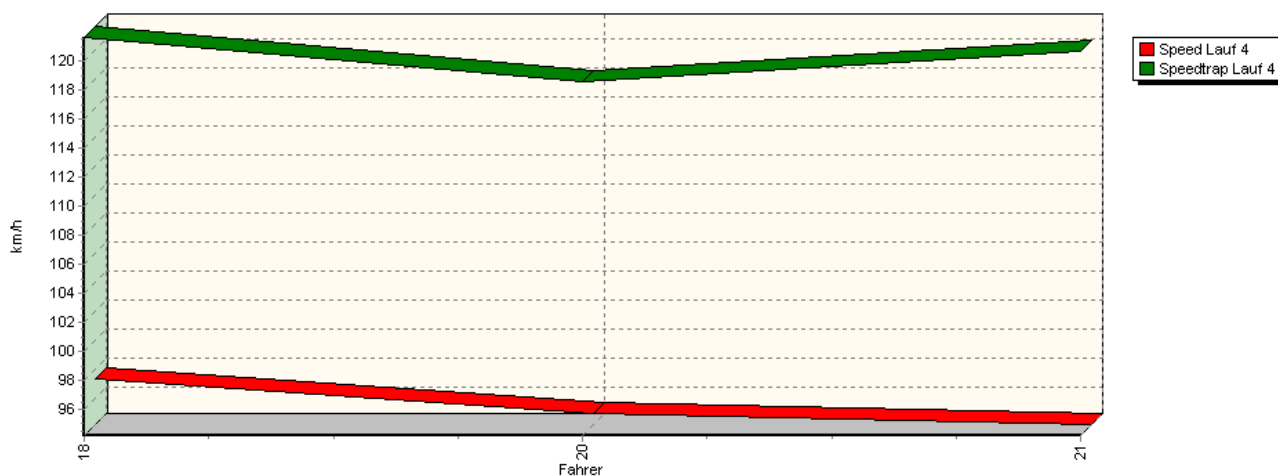
Sektor-Diagramm (Rest) Lauf 4



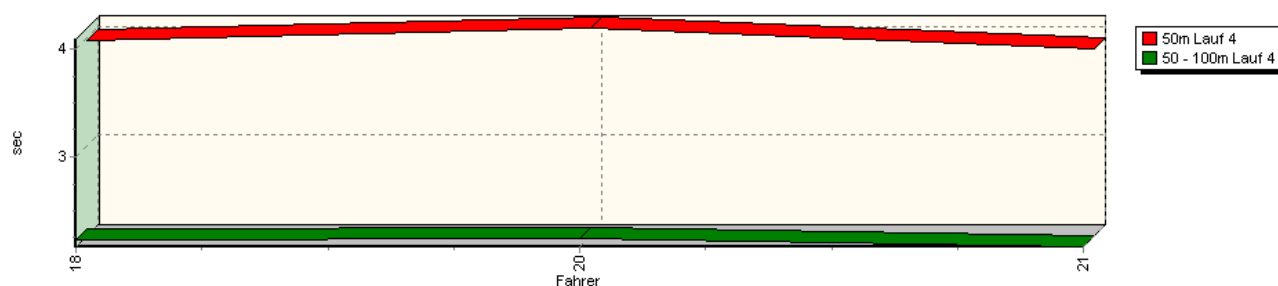
## Sektorzeiten & Speeds - Rennen - Gesamt

Rg.	Nr.	Sektor 1 (50m)	Sektor 2 (50-100m)	Sektor 3	Speed Trap	Sektor 4	Laufzeit	Speed (Lauf)
1	17	<b>NEUGEBAUER Frank</b>		Porsche GT3 RS				
		Lauf 4: 00:03.304	00:01.790	00:20.460	149,42 km/h	00:41.395	01:06.949	109,16 km/h
2	15	<b>BERGSTERMANN Uwe</b>		Seat Leon Cupra R				
		Lauf 4: 00:03.937	00:02.128	00:23.147	133,12 km/h	00:45.310	01:14.522	98,06 km/h

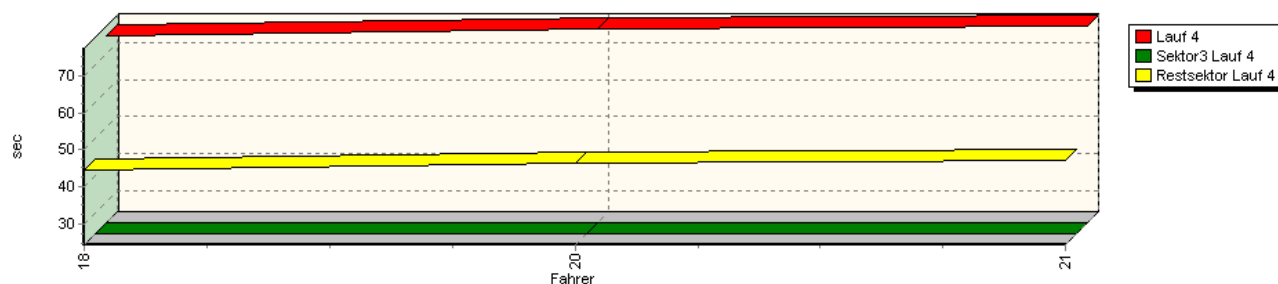
Speed-Diagramm Lauf 4



Sektor-Diagramm (Start) Lauf 4



Sektor-Diagramm (Rest) Lauf 4



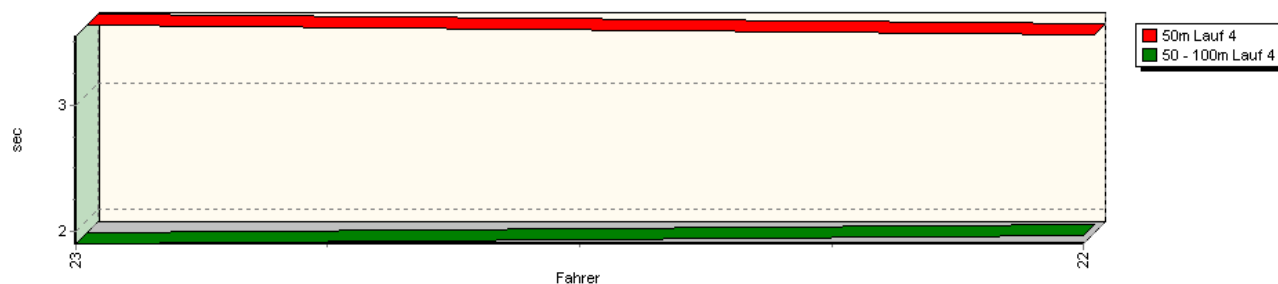
## Sektorzeiten & Speeds - Rennen - Gesamt

Rg.	Nr.	Sektor 1 (50m)	Sektor 2 (50-100m)	Sektor 3	Speed Trap	Sektor 4	Laufzeit	Speed (Lauf)
1	18	<b>ORTH Patrick</b>		BMW 318is				
		Lauf 4: 00:03.967	00:02.238	00:24.243	121,64 km/h	00:44.602	01:15.050	97,37 km/h
2	20	<b>SCHMIDT Michael</b>		BMW 325i				
		Lauf 4: 00:04.086	00:02.255	00:24.212	118,56 km/h	00:46.406	01:16.959	94,96 km/h
3	21	<b>ROSTECK Mareike</b>		Mazda MX5				
		Lauf 4: 00:03.889	00:02.179	00:24.347	120,66 km/h	00:47.140	01:17.555	94,23 km/h

Speed-Diagramm Lauf 4

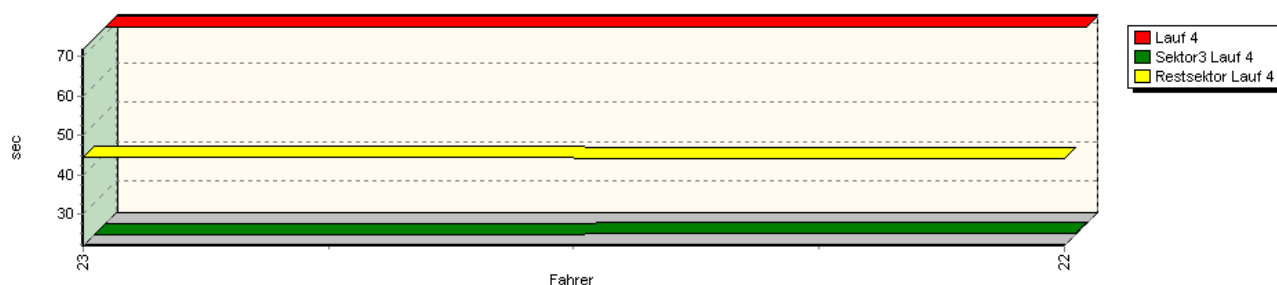


Sektor-Diagramm (Start) Lauf 4



## Sektorzeiten & Speeds - Rennen - Gesamt

### Sektor-Diagramm (Rest) Lauf 4

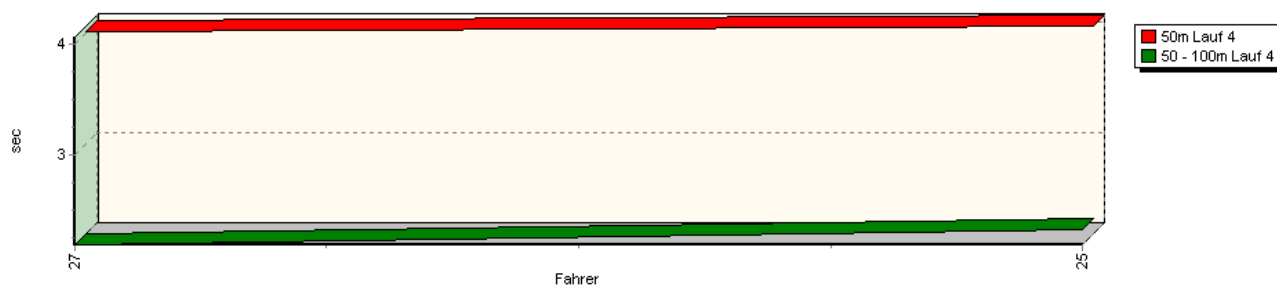


Rg.	Nr.	Sektor 1 (50m)	Sektor 2 (50-100m)	Sektor 3	Speed Trap	Sektor 4	Laufzeit	Speed (Lauf)
1	23	<b>STARKE Michael</b>		Porsche 996 GT3				
		Lauf 4: 00:03.556	00:01.895	00:21.962	137,47 km/h	00:44.485	01:11.898	101,64 km/h
2	22	<b>MEIERS Robert</b>		Mitsubishi Lancer EVO 8				
		Lauf 4: 00:03.476	00:01.966	00:22.373	133,08 km/h	00:44.107	01:11.922	101,61 km/h

### Speed-Diagramm Lauf 4

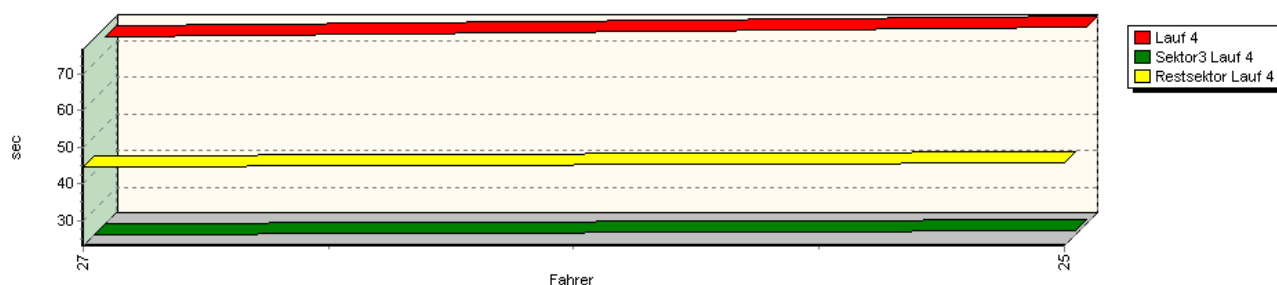


### Sektor-Diagramm (Start) Lauf 4



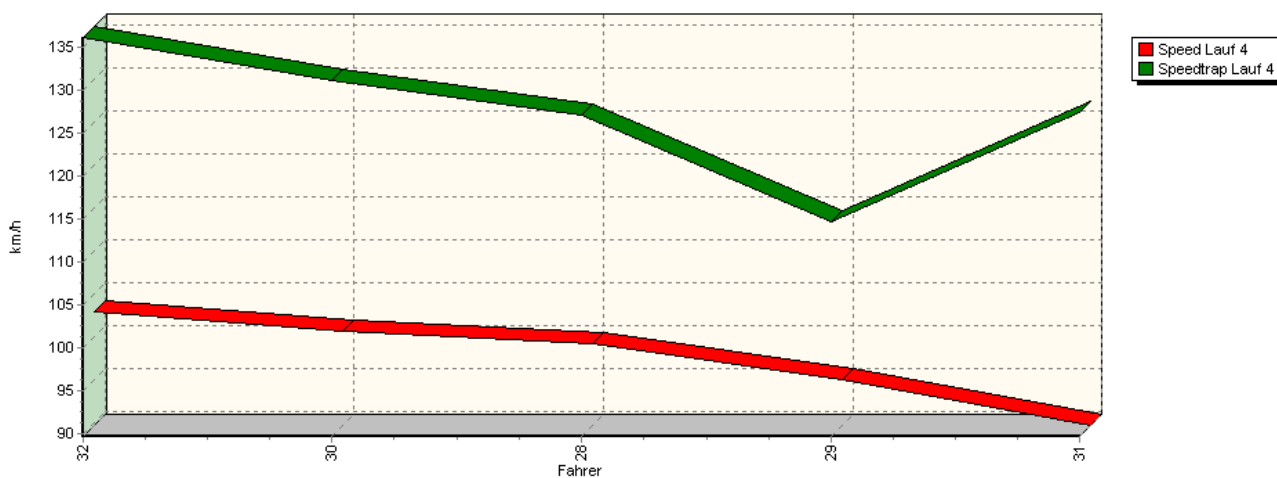
## Sektorzeiten & Speeds - Rennen - Gesamt

Sektor-Diagramm (Rest) Lauf 4

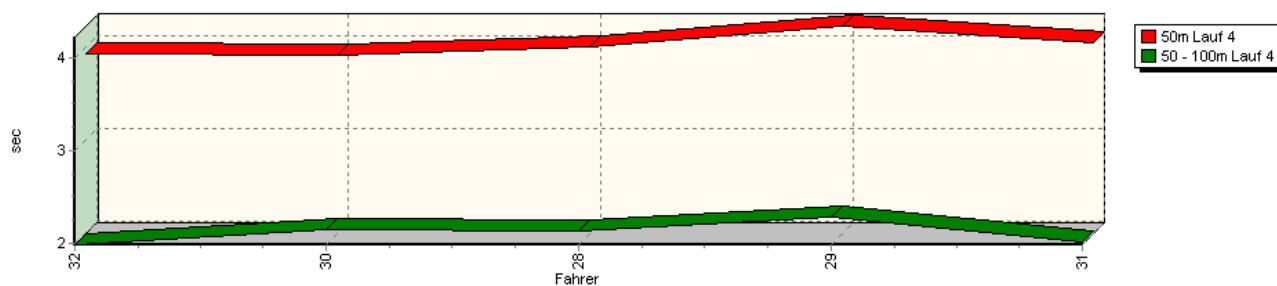


Rg.	Nr.	Sektor 1 (50m)	Sektor 2 (50-100m)	Sektor 3	Speed Trap	Sektor 4	Laufzeit	Speed (Lauf)
1	27	<b>KLEINE-BÖRGER Andreas</b> Honda CRX						
		Lauf 4: 00:04.003	00:02.198	00:23.194	127,31 km/h	00:44.667	01:14.062	98,67 km/h
2	25	<b>STEGMANN Tobias</b> VW Golf I GTI 1,6						
		Lauf 4: 00:04.058	00:02.333	00:24.411	116,13 km/h	00:45.789	01:16.591	95,42 km/h

Speed-Diagramm Lauf 4

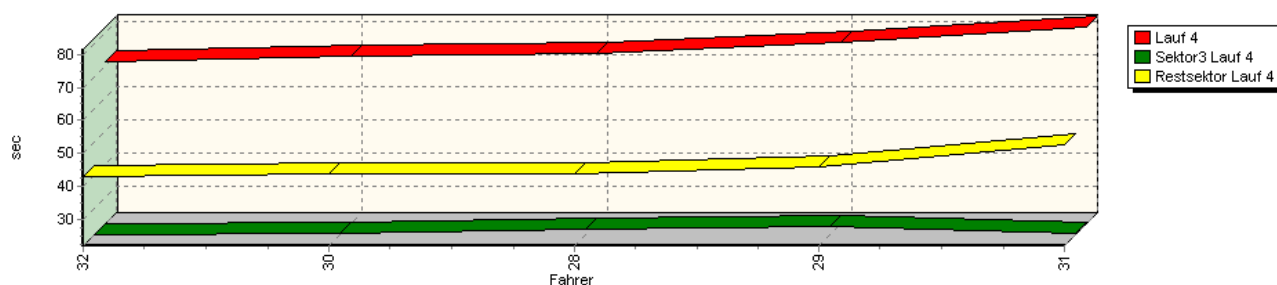


Sektor-Diagramm (Start) Lauf 4



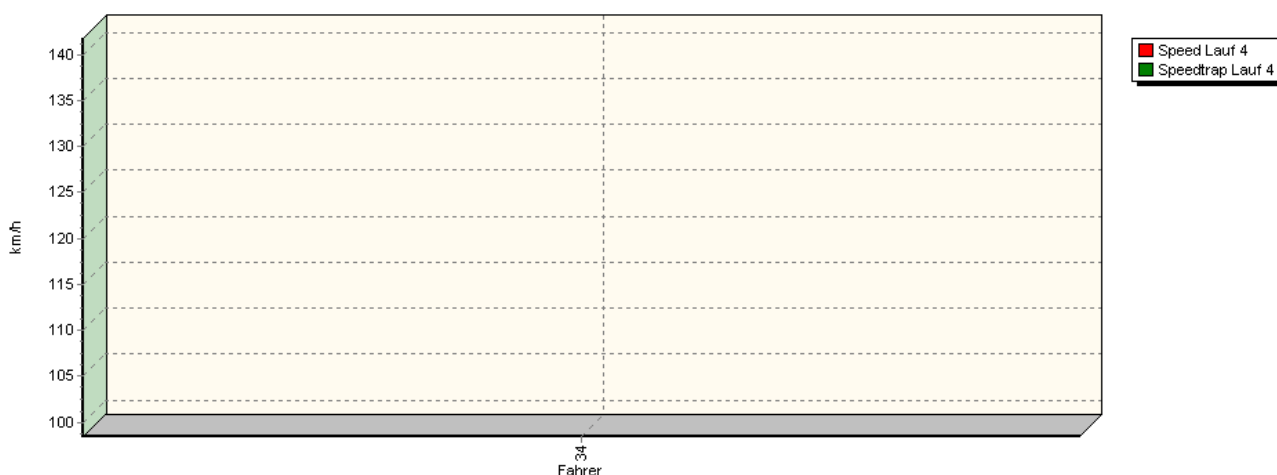
## Sektorzeiten & Speeds - Rennen - Gesamt

### Sektor-Diagramm (Rest) Lauf 4



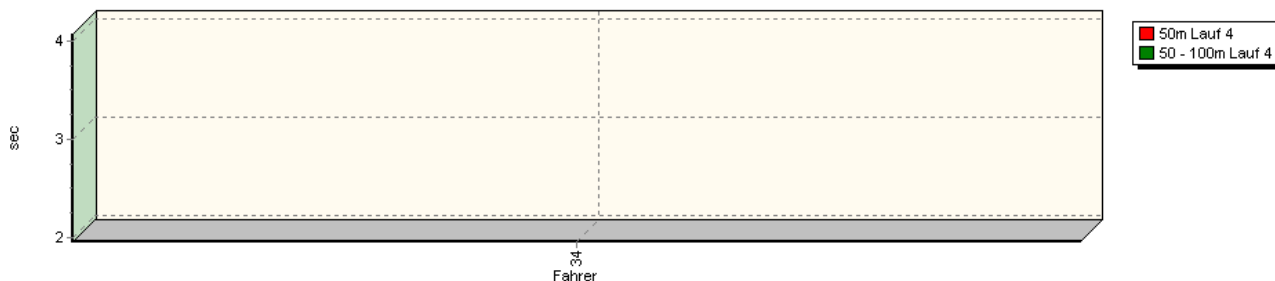
Rg.	Nr.	Sektor 1 (50m)	Sektor 2 (50-100m)	Sektor 3	Speed Trap	Sektor 4	Laufzeit	Speed (Lauf)
1	32	<b>BÄTZEL Waldemar</b>	Peugeot 206 RC					
		Lauf 4: 00:03.929	00:01.989	00:22.022	136,21 km/h	00:43.101	01:11.041	102,87 km/h
2	30	<b>VON DER HAAR Andreas</b>	Seat Ibiza Cupra 2					
		Lauf 4: 00:03.915	00:02.146	00:22.564	131,13 km/h	00:43.945	01:12.570	100,70 km/h
3	28	<b>KILP Heinz</b>	Opel Calibra					
		Lauf 4: 00:04.000	00:02.145	00:23.683	127,23 km/h	00:43.909	01:13.737	99,11 km/h
4	29	<b>LINNEMEYER Thomas</b>	VW Golf II GTI 16V					
		Lauf 4: 00:04.230	00:02.287	00:24.530	114,72 km/h	00:45.880	01:16.927	95,00 km/h
5	31	<b>KNAPPMEIER Maik</b>	Honda Civic Type R					
		Lauf 4: 00:04.044	00:02.022	00:22.648	127,50 km/h	00:52.824	01:21.538	89,63 km/h

### Speed-Diagramm Lauf 4

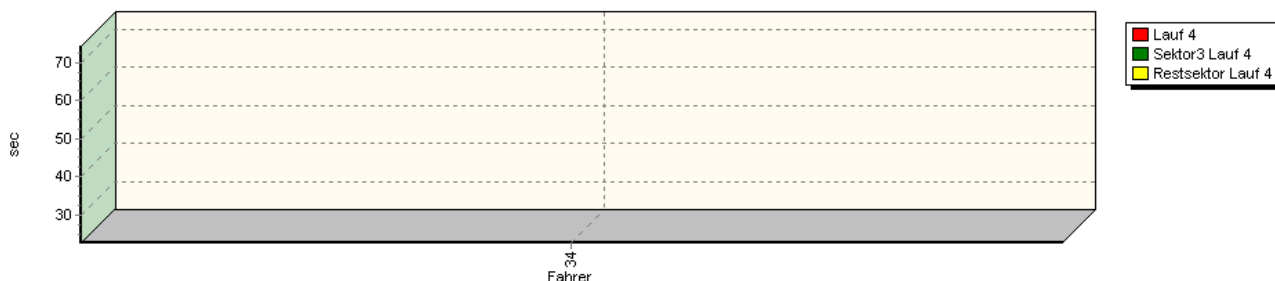


## Sektorzeiten & Speeds - Rennen - Gesamt

Sektor-Diagramm (Start) Lauf 4

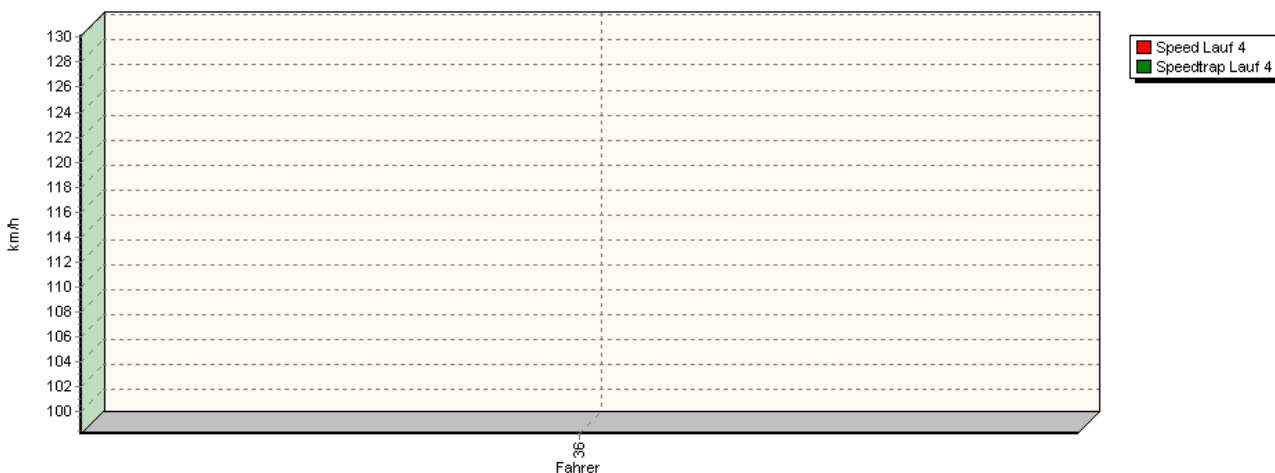


Sektor-Diagramm (Rest) Lauf 4



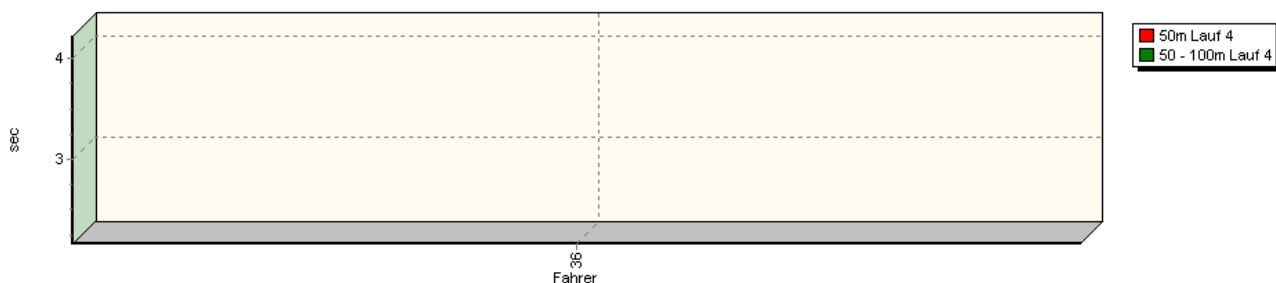
Rg.	Nr.	Sektor 1 (50m)	Sektor 2 (50-100m)	Sektor 3	Speed Trap	Sektor 4	Laufzeit	Speed (Lauf)
1	34	<b>FRANK Bernd</b>		BMW M3 Coupé				
		Lauf 4:	00:04.074	00:01.953	00:22.599	141,78 km/h	00:45.625	01:14.251
								98,42 km/h

Speed-Diagramm Lauf 4

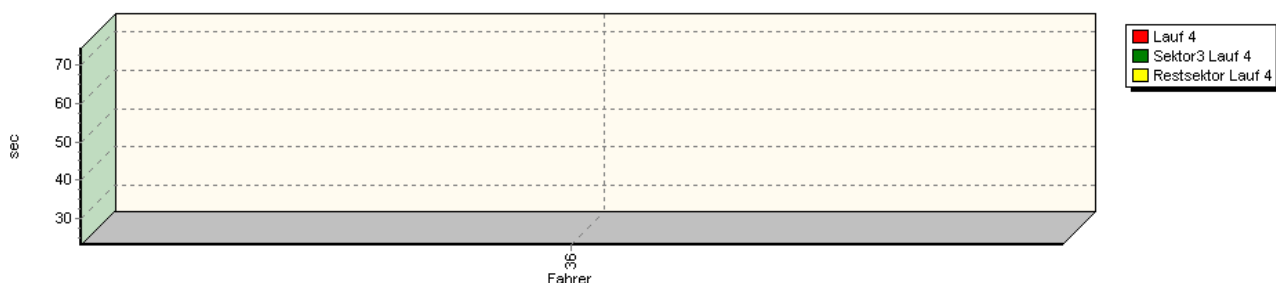


## Sektorzeiten & Speeds - Rennen - Gesamt

### Sektor-Diagramm (Start) Lauf 4



### Sektor-Diagramm (Rest) Lauf 4



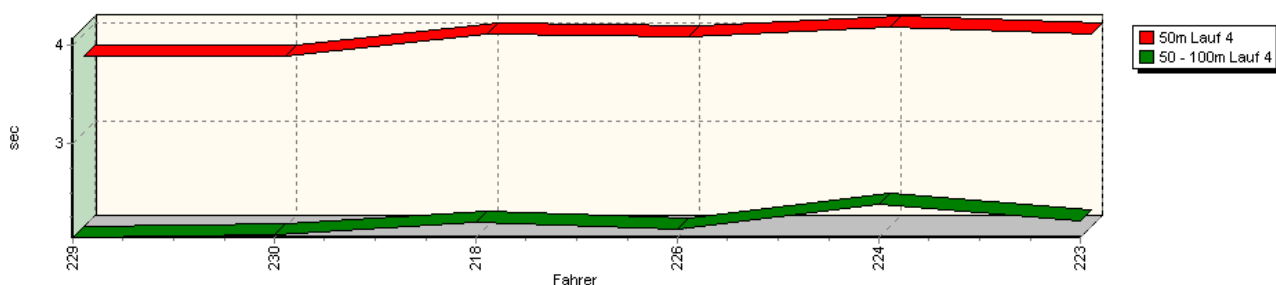
Rg.	Nr.	Sektor 1 (50m)	Sektor 2 (50-100m)	Sektor 3	Speed Trap	Sektor 4	Laufzeit	Speed (Lauf)
1	36	<b>KRUSE Maik</b>		Golf V R-TDI				
		Lauf 4:	00:04.210	00:02.178	00:23.155	130,16 km/h	00:44.879	01:14.422
								98,20 km/h

### Speed-Diagramm Lauf 4

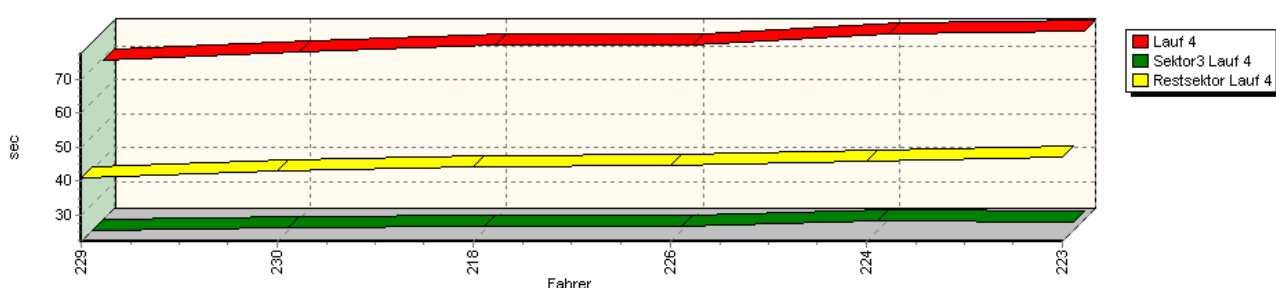


### Sektorzeiten & Speeds - Rennen - Gesamt

Sektor-Diagramm (Start) Lauf 4



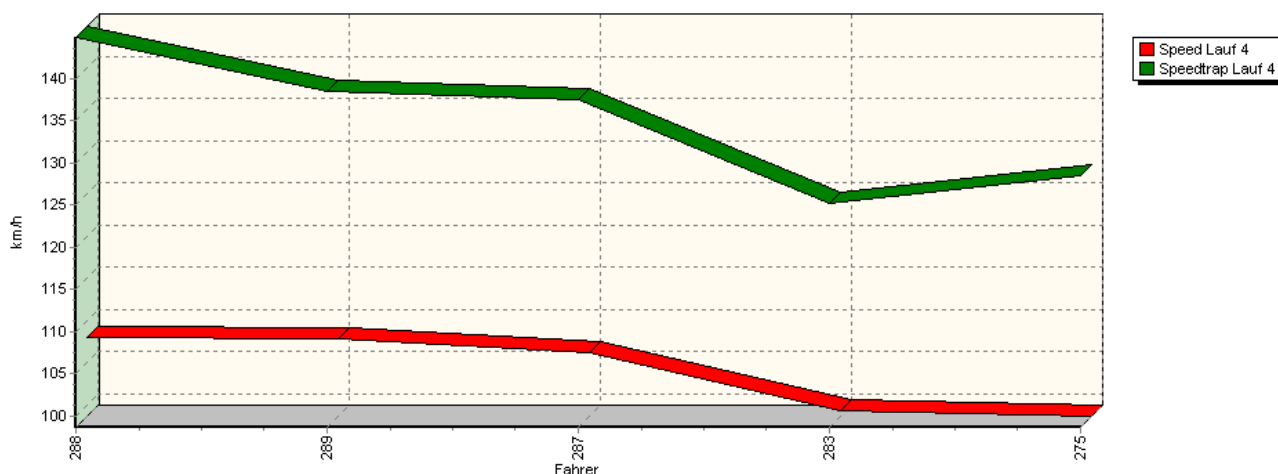
Sektor-Diagramm (Rest) Lauf 4



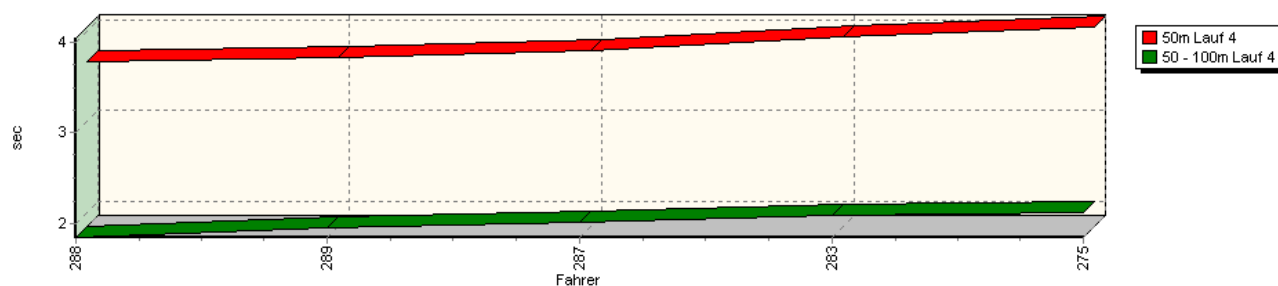
Rg.	Nr.	Sektor 1 (50m)	Sektor 2 (50-100m)	Sektor 3	Speed Trap	Sektor 4	Laufzeit	Speed (Lauf)
1	229	<b>KLIMSA Tobias</b>	VW Schneider Polo I 8V					
		Lauf 4: 00:03.770	00:02.039	00:22.117	127,98 km/h	00:41.154	01:09.080	105,79 km/h
2	230	<b>HEßBERGER Jürgen</b>	Fiat 127 Martini Racing					
		Lauf 4: 00:03.772	00:02.070	00:22.741	126,35 km/h	00:43.080	01:11.663	101,98 km/h
3	218	<b>RICHTER Peter</b>	VW Polo I					
		Lauf 4: 00:04.005	00:02.190	00:23.162	125,98 km/h	00:44.352	01:13.709	99,15 km/h
4	226	<b>TRACHSEL Walter</b>	Fiat 127 Sport					
		Lauf 4: 00:03.971	00:02.126	00:23.313	123,37 km/h	00:44.464	01:13.874	98,92 km/h
5	224	<b>RAUCH Rolf</b>	Fiat 128 Coupé					
		Lauf 4: 00:04.069	00:02.373	00:24.862	116,85 km/h	00:45.749	01:17.053	94,84 km/h
6	223	<b>DEUTSCH Stefanie</b>	VW Polo I					
		Lauf 4: 00:04.001	00:02.204	00:24.599	118,97 km/h	00:47.010	01:17.814	93,92 km/h

## Sektorzeiten & Speeds - Rennen - Gesamt

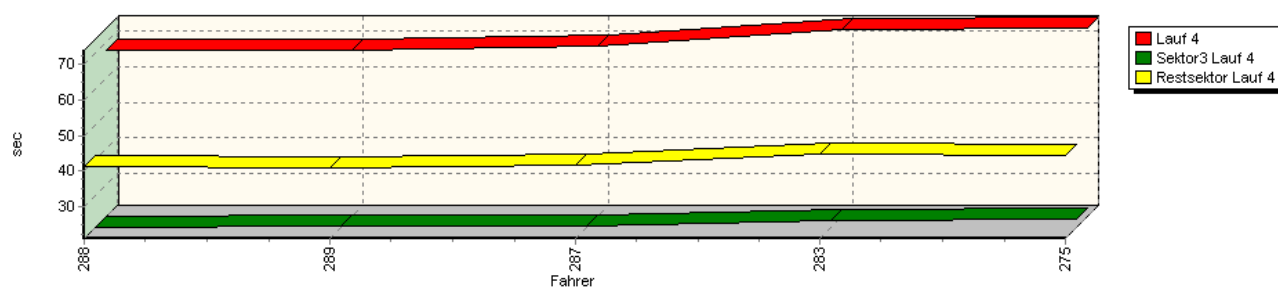
Speed-Diagramm Lauf 4



Sektor-Diagramm (Start) Lauf 4



Sektor-Diagramm (Rest) Lauf 4



Rg.	Nr.	Sektor 1 (50m)	Sektor 2 (50-100m)	Sektor 3	Speed Trap	Sektor 4	Laufzeit	Speed (Lauf)	
1	288	<b>STELBERG André</b>		VW Schneider Polo 16V					
		Lauf 4:	00:03.663	00:01.849	00:20.983	144,90 km/h	00:41.140	01:07.635	108,05 km/h
2	289	<b>EBENHÖH Armin</b>		VW Polo					
		Lauf 4:	00:03.703	00:01.955	00:21.197	138,53 km/h	00:40.873	01:07.728	107,90 km/h
3	287	<b>LETMADE Bernd</b>		VW Polo					
		Lauf 4:	00:03.784	00:02.016	00:21.553	137,52 km/h	00:41.484	01:08.837	106,16 km/h




## 42. Osnabrücker ADAC Bergrennen

15. und 16. August 2009

Deutsche Bergmeisterschaft 2009

DMSB Bergpokal für Tourenwagen und Rennsportfahrzeuge

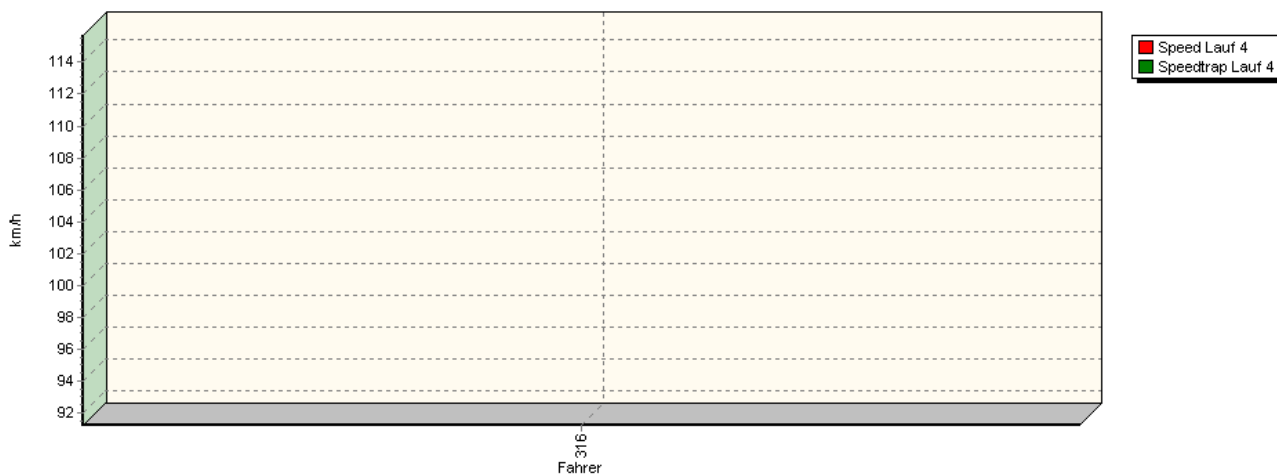
KW Gruppe H Berg-Cup



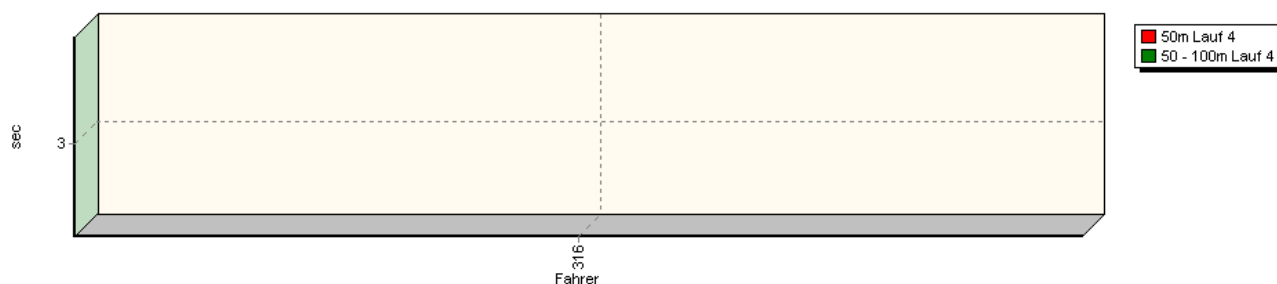
### Sektorzeiten & Speeds - Rennen - Gesamt

Rg.	Nr.		Sektor 1 (50m)	Sektor 2 (50-100m)	Sektor 3	Speed Trap	Sektor 4	Laufzeit	Speed (Lauf)
4	283	<b>VITT Holger</b>		VW Polo Twist					
		Lauf 4:	00:03.939	00:02.087	00:22.866	125,27 km/h	00:44.645	01:13.537	99,38 km/h
5	275	<b>DINGERDISSEN Uwe</b>		VW Polo 8V					
		Lauf 4:	00:04.039	00:02.116	00:23.404	128,46 km/h	00:44.490	01:14.049	98,69 km/h

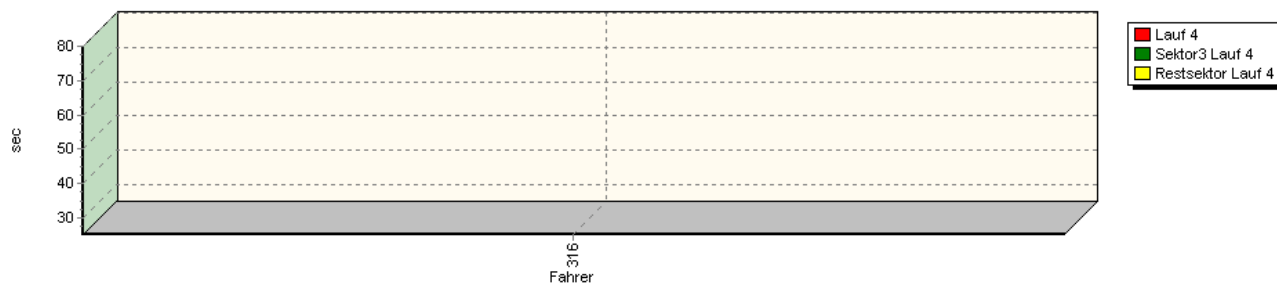
Speed-Diagramm Lauf 4



Sektor-Diagramm (Start) Lauf 4



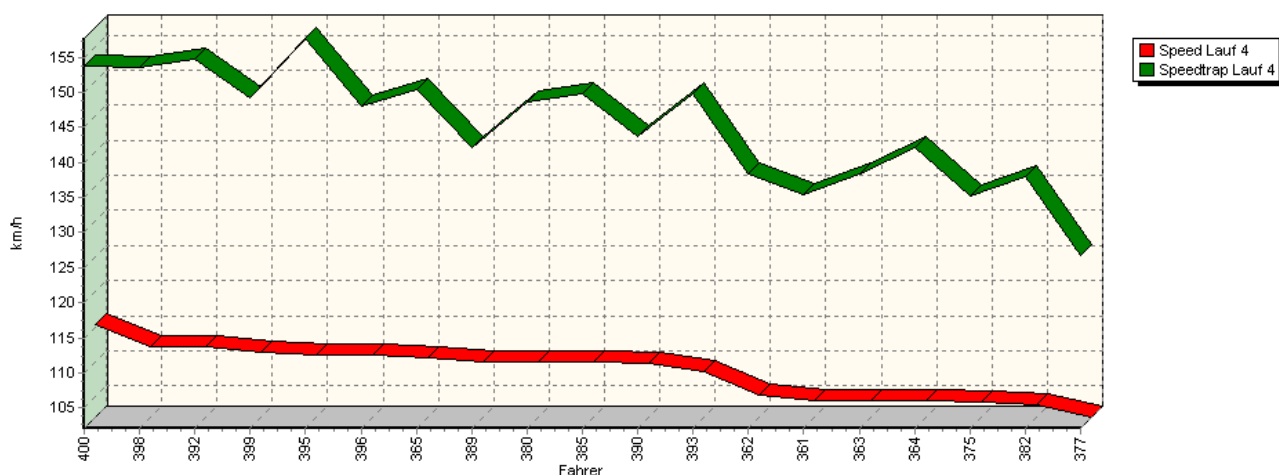
Sektor-Diagramm (Rest) Lauf 4



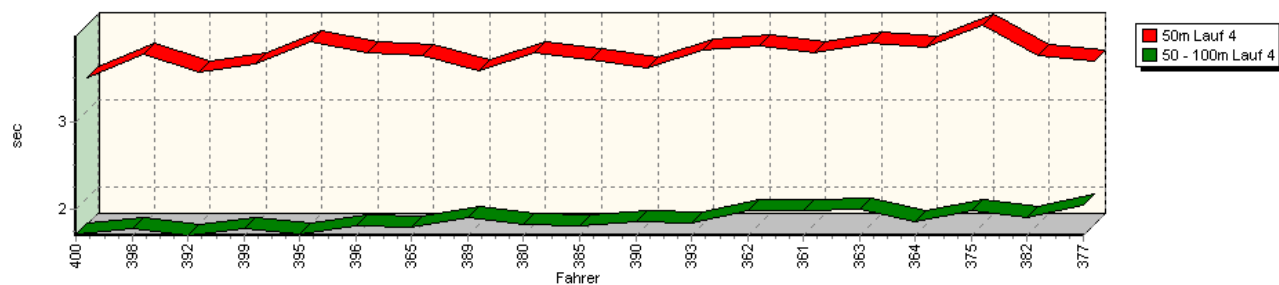
## Sektorzeiten & Speeds - Rennen - Gesamt

Rg.	Nr.	Sektor 1 (50m)	Sektor 2 (50-100m)	Sektor 3	Speed Trap	Sektor 4	Laufzeit	Speed (Lauf)
1	316	<b>HOLZ Harry</b>		Fiat X 1/9				
	Lauf 4:	00:03.998	00:02.126	00:24.970	115,69 km/h	00:49.041	01:20.135	91,20 km/h

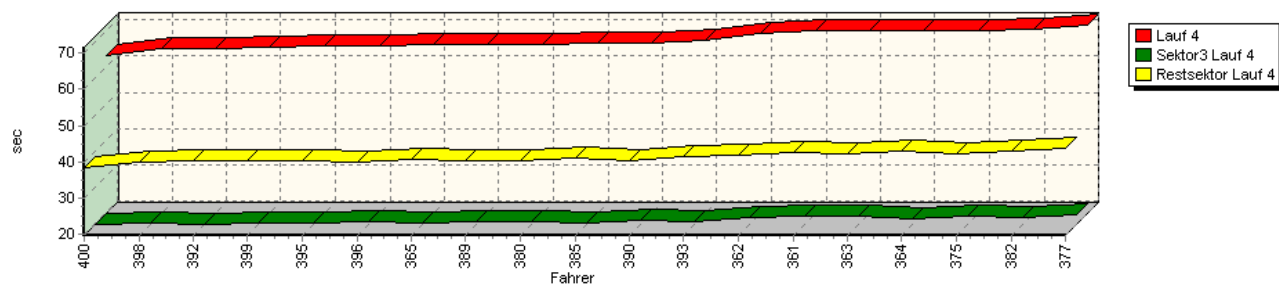
### Speed-Diagramm Lauf 4



### Sektor-Diagramm (Start) Lauf 4



### Sektor-Diagramm (Rest) Lauf 4






## 42. Osnabrücker ADAC Bergrennen

15. und 16. August 2009

Deutsche Bergmeisterschaft 2009

DMSB Bergpokal für Tourenwagen und Rennsportfahrzeuge

KW Gruppe H Berg-Cup

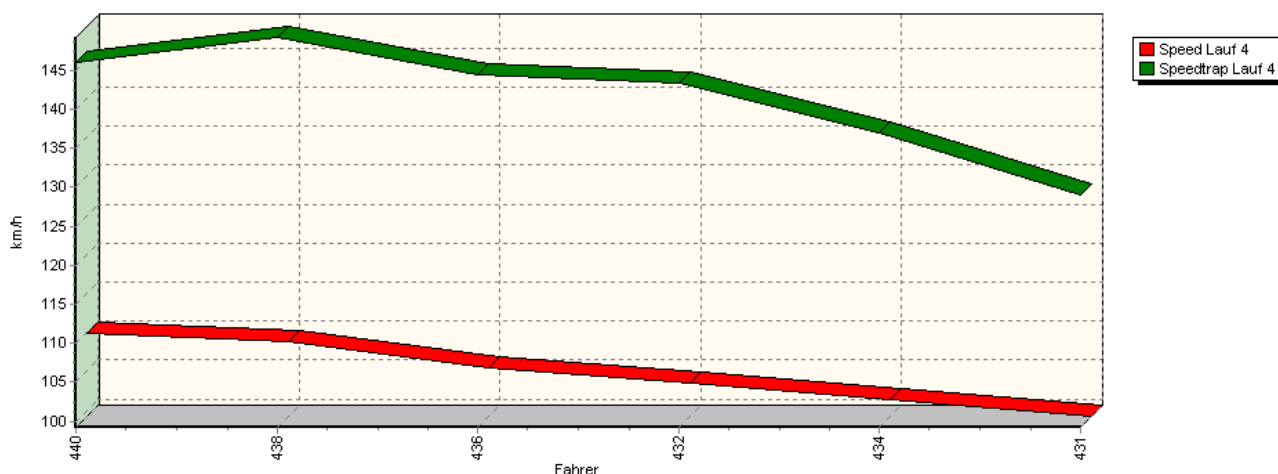


### Sektorzeiten & Speeds - Rennen - Gesamt

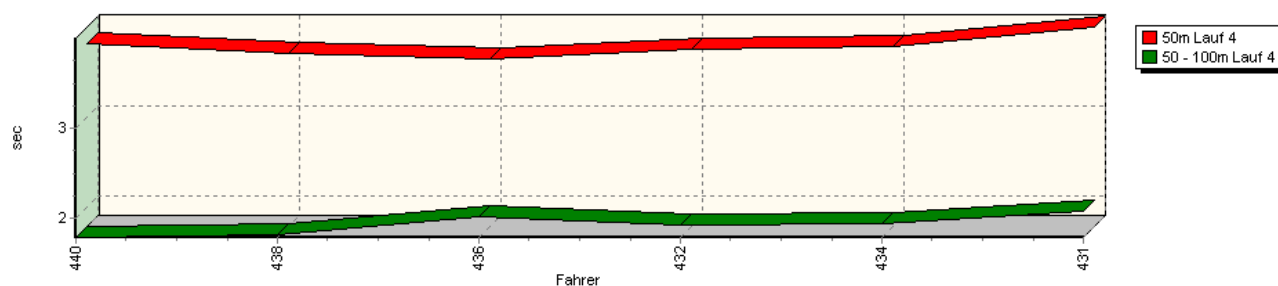
Rg.	Nr.	Sektor 1 (50m)	Sektor 2 (50-100m)	Sektor 3	Speed Trap	Sektor 4	Laufzeit	Speed (Lauf)
1	400	<b>HOVEMANN Holger</b>	Opel Risse Kadett C					
		Lauf 4: 00:03.376	00:01.699	00:19.723	153,68 km/h	00:38.564	01:03.362	115,34 km/h
2	398	<b>ELLER Hans-Peter</b>	VW Minichberger Scirocco					
		Lauf 4: 00:03.658	00:01.775	00:19.972	153,50 km/h	00:39.739	01:05.144	112,18 km/h
3	392	<b>SCHMITT Sebastian</b>	Opel Kadett C GTE					
		Lauf 4: 00:03.446	00:01.689	00:19.898	154,73 km/h	00:40.125	01:05.158	112,16 km/h
4	399	<b>WIEBE Bjoern</b>	Renault Clio Williams 16V BWR					
		Lauf 4: 00:03.539	00:01.764	00:20.153	149,28 km/h	00:40.185	01:05.641	111,33 km/h
5	395	<b>ROTTENBERGER Dieter</b>	BMW 320i					
		Lauf 4: 00:03.794	00:01.710	00:20.131	157,67 km/h	00:40.168	01:05.803	111,06 km/h
6	396	<b>GÖSER Günter</b>	Opel Kadett C Coupé					
		Lauf 4: 00:03.666	00:01.806	00:20.427	148,00 km/h	00:39.956	01:05.855	110,97 km/h
7	365	<b>WIEBE André</b>	Renault Megane Maxi AWR					
		Lauf 4: 00:03.633	00:01.780	00:20.101	150,44 km/h	00:40.553	01:06.067	110,62 km/h
8	389	<b>WIMMER Norbert</b>	BMW 2002 8V					
		Lauf 4: 00:03.452	00:01.891	00:20.653	142,16 km/h	00:40.389	01:06.385	110,08 km/h
9	380	<b>SCHRÖRS André</b>	Talbot Lotus Sunbeam					
		Lauf 4: 00:03.672	00:01.818	00:20.517	148,70 km/h	00:40.393	01:06.400	110,06 km/h
10	385	<b>SCHÖNBORN Rainer</b>	VW Golf I 16V					
		Lauf 4: 00:03.586	00:01.805	00:20.069	149,70 km/h	00:41.031	01:06.491	109,91 km/h
11	390	<b>WEBER Jens</b>	Opel Kadett C					
		Lauf 4: 00:03.499	00:01.850	00:20.772	143,68 km/h	00:40.464	01:06.585	109,76 km/h
12	393	<b>FLIK Thomas</b>	Renault Clio 16S Williams					
		Lauf 4: 00:03.694	00:01.838	00:20.333	149,87 km/h	00:41.404	01:07.269	108,64 km/h
13	362	<b>IWAN Ralf</b>	Opel Kadett C 8V					
		Lauf 4: 00:03.746	00:01.974	00:21.684	138,33 km/h	00:42.007	01:09.411	105,29 km/h
14	361	<b>MANTIK Hermann</b>	Ford Escort RS 2000					
		Lauf 4: 00:03.669	00:01.984	00:21.850	135,44 km/h	00:42.418	01:09.921	104,52 km/h
15	363	<b>GRÖNDAHL Jörg</b>	BMW 320i					
		Lauf 4: 00:03.781	00:02.000	00:21.885	138,33 km/h	00:42.292	01:09.958	104,46 km/h
16	364	<b>SCHIERMEISTER Arne</b>	Opel Kadett D 16V					
		Lauf 4: 00:03.736	00:01.852	00:21.430	142,07 km/h	00:42.946	01:09.964	104,45 km/h
17	375	<b>GÜRTZGEN Tim</b>	BWM 2002 tii					
		Lauf 4: 00:03.986	00:01.983	00:21.851	135,12 km/h	00:42.201	01:10.021	104,37 km/h
18	382	<b>PETER Guido</b>	VW Golf 8V					
		Lauf 4: 00:03.638	00:01.903	00:21.782	137,89 km/h	00:42.987	01:10.310	103,94 km/h
19	377	<b>LANG Bernhard</b>	Ford Escort RS2000 MKII					
		Lauf 4: 00:03.575	00:02.034	00:22.320	126,67 km/h	00:43.631	01:11.560	102,12 km/h

### Sektorzeiten & Speeds - Rennen - Gesamt

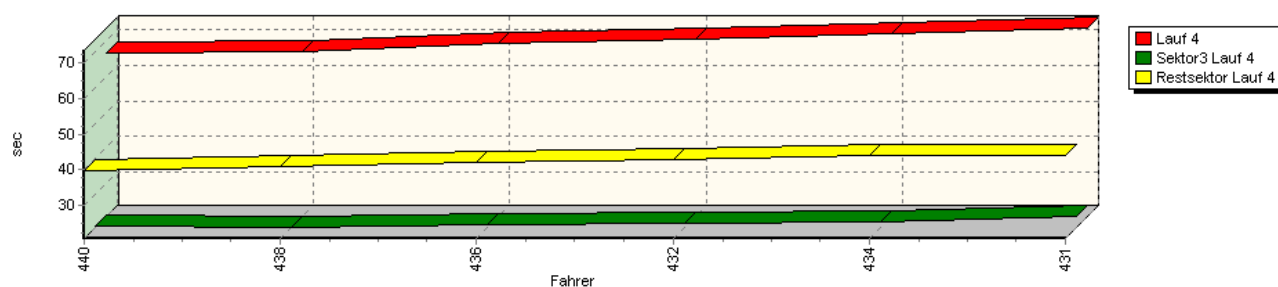
Speed-Diagramm Lauf 4



Sektor-Diagramm (Start) Lauf 4



Sektor-Diagramm (Rest) Lauf 4

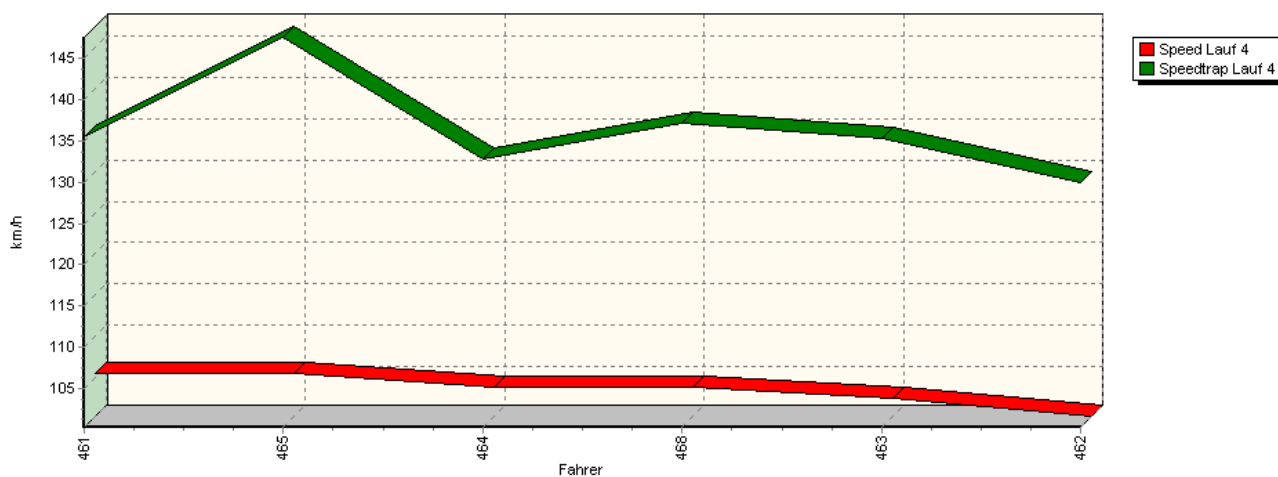


Rg.	Nr.	Sektor 1 (50m)	Sektor 2 (50-100m)	Sektor 3	Speed Trap	Sektor 4	Laufzeit	Speed (Lauf)
1	440	<b>WÜSTEFELD Markus</b>	AMG Mercedes 190E Evo II					
		Lauf 4: 00:03.806	00:01.791	00:21.099	145,99 km/h	00:39.801	01:06.497	109,90 km/h
2	438	<b>DELLKAMM Armin</b>	BMW M3 (DTM)					
		Lauf 4: 00:03.706	00:01.821	00:20.724	149,20 km/h	00:40.949	01:07.200	108,75 km/h
3	436	<b>SONDERBAUER Roman</b>	Kadett C Coupe					
		Lauf 4: 00:03.644	00:02.026	00:21.383	144,39 km/h	00:42.293	01:09.346	105,38 km/h

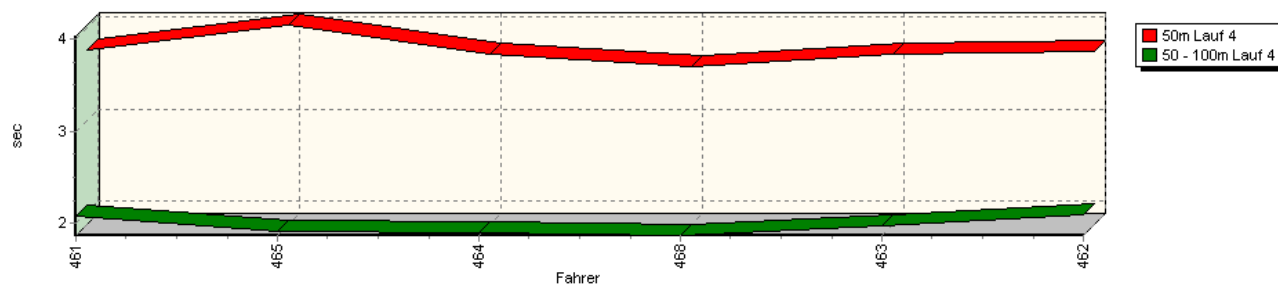
## Sektorzeiten & Speeds - Rennen - Gesamt

Rg.	Nr.	Sektor 1 (50m)	Sektor 2 (50-100m)	Sektor 3	Speed Trap	Sektor 4	Laufzeit	Speed (Lauf)
4	432	<b>KÖNIG Thorsten</b>		BMW 320is				
		Lauf 4: 00:03.743	00:01.923	00:21.998	143,27 km/h	00:42.971	01:10.635	103,46 km/h
5	434	<b>KORDING Kai</b>		BMW M3				
		Lauf 4: 00:03.782	00:01.947	00:22.413	137,03 km/h	00:44.022	01:12.164	101,27 km/h
6	431	<b>HÖNSCHEID Wolfgang</b>		BMW 325i				
		Lauf 4: 00:03.989	00:02.082	00:23.660	128,91 km/h	00:43.925	01:13.656	99,22 km/h

Speed-Diagramm Lauf 4

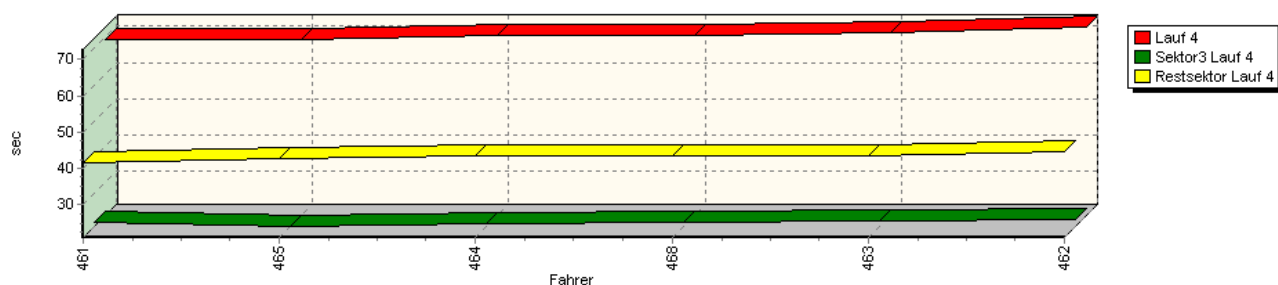


Sektor-Diagramm (Start) Lauf 4



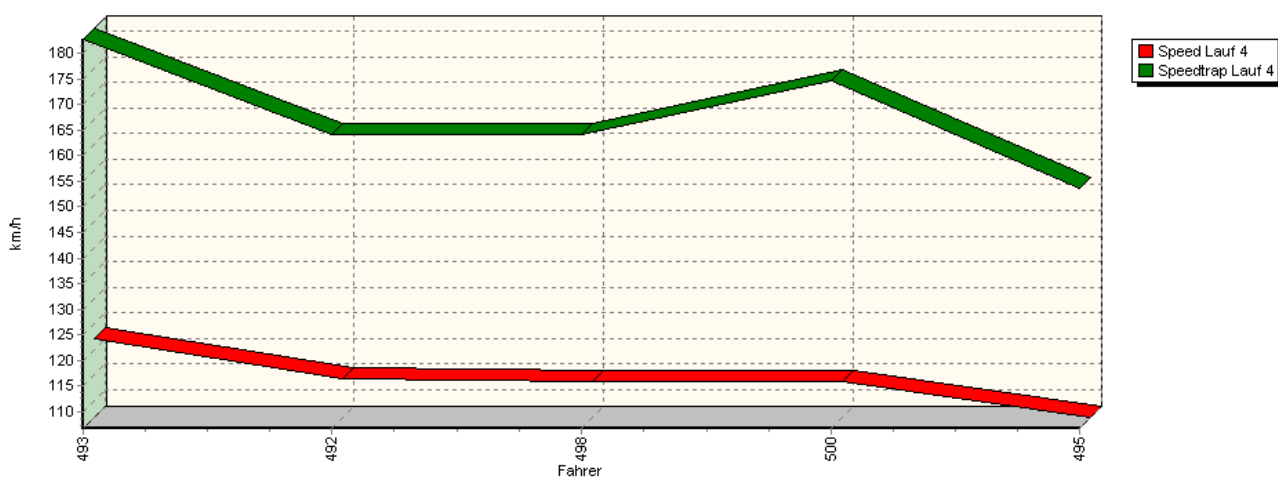
## Sektorzeiten & Speeds - Rennen - Gesamt

Sektor-Diagramm (Rest) Lauf 4



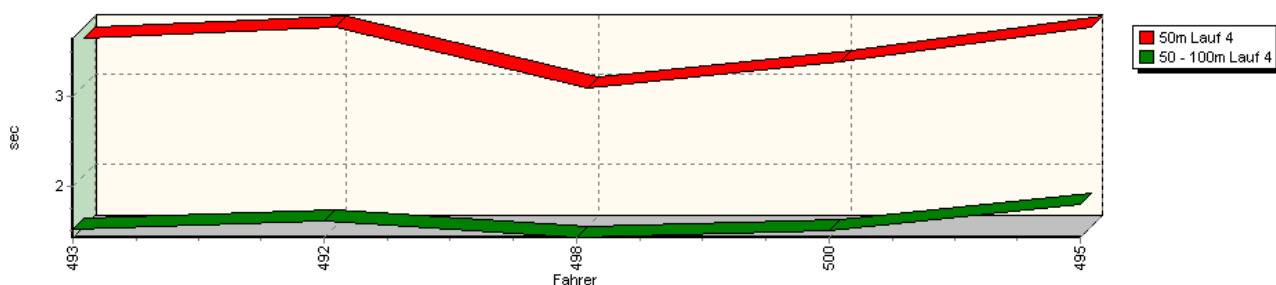
Rg.	Nr.	Sektor 1 (50m)	Sektor 2 (50-100m)	Sektor 3	Speed Trap	Sektor 4	Laufzeit	Speed (Lauf)
1	461	<b>FAULHABER Stefan</b>	Opel Risse Kadett Coupé					
		Lauf 4: 00:03.769	00:02.079	00:21.849	135,43 km/h	00:41.574	01:09.271	105,50 km/h
2	465	<b>LEWE Manfred</b>	VW Brügge Golf 20V					
		Lauf 4: 00:04.037	00:01.912	00:20.780	147,56 km/h	00:42.580	01:09.309	105,44 km/h
3	464	<b>HEINDRICHS Werner</b>	Opel Veytal Corsa 16V					
		Lauf 4: 00:03.727	00:01.900	00:21.430	132,73 km/h	00:43.342	01:10.399	103,81 km/h
4	468	<b>MIETHKE Günter</b>	VW Käfer 1302 RS					
		Lauf 4: 00:03.579	00:01.871	00:21.781	137,20 km/h	00:43.191	01:10.422	103,77 km/h
5	463	<b>GOLDBACH Markus</b>	Opel Corsa A 16V					
		Lauf 4: 00:03.727	00:01.970	00:22.235	135,38 km/h	00:43.412	01:11.344	102,43 km/h
6	462	<b>STELBERG Thomas</b>	Opel Corsa A 16V					
		Lauf 4: 00:03.754	00:02.094	00:22.538	130,04 km/h	00:44.482	01:12.868	100,29 km/h

Speed-Diagramm Lauf 4

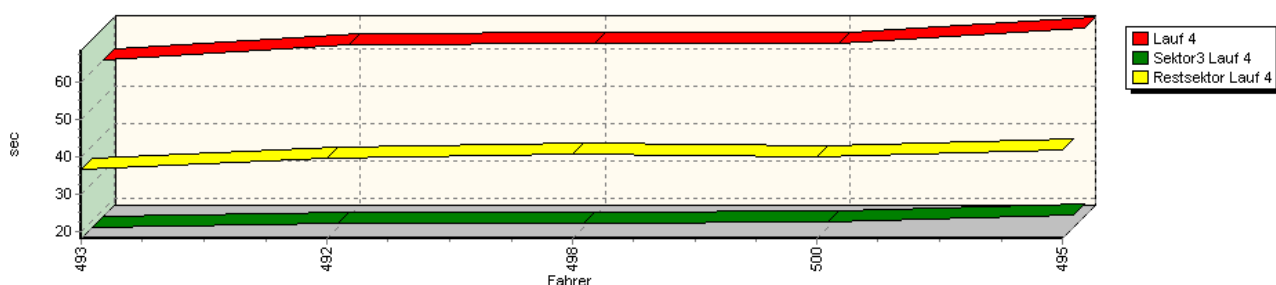


## Sektorzeiten & Speeds - Rennen - Gesamt

### Sektor-Diagramm (Start) Lauf 4



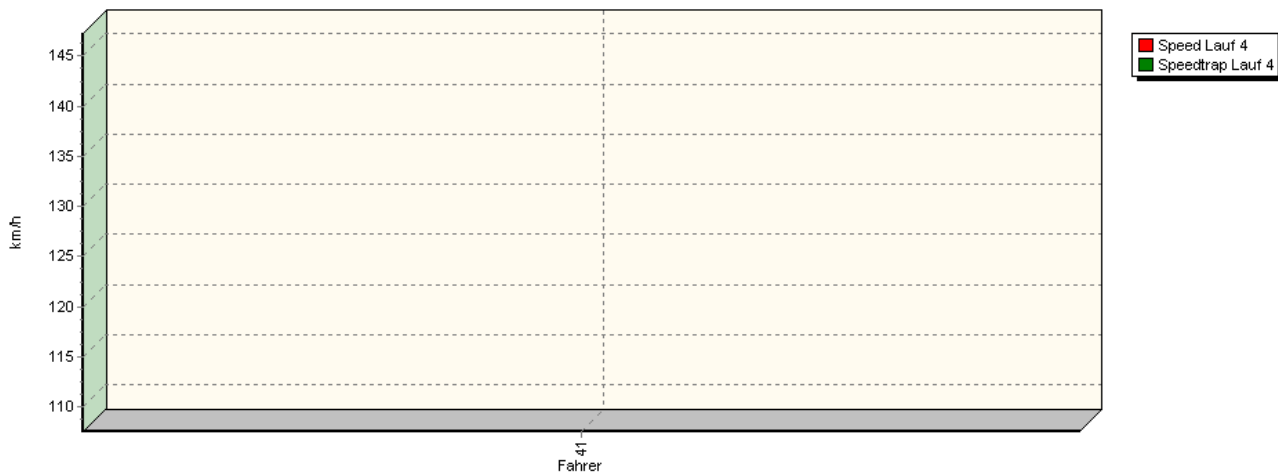
### Sektor-Diagramm (Rest) Lauf 4



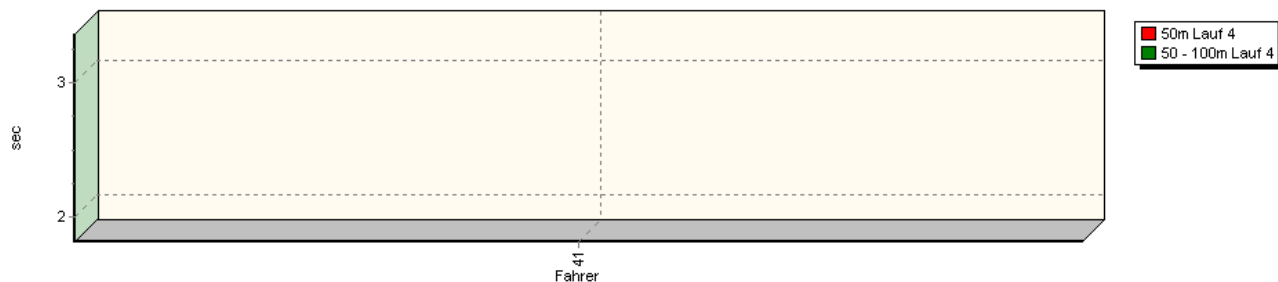
Rg.	Nr.	Sektor 1 (50m)	Sektor 2 (50-100m)	Sektor 3	Speed Trap	Sektor 4	Laufzeit	Speed (Lauf)
1	493	<b>MEISEL Reto</b>	Mercedes Benz 190 RM1 V8					
		Lauf 4: 00:03.520	00:01.533	00:18.041	182,72 km/h	00:36.698	00:59.792	122,22 km/h
2	492	<b>REUTER Christian</b>	BMW M3 V8					
		Lauf 4: 00:03.635	00:01.628	00:19.181	164,23 km/h	00:39.475	01:03.919	114,33 km/h
3	498	<b>HANDA Norbert</b>	Lancia Delta Integ. Evo 3					
		Lauf 4: 00:02.958	00:01.442	00:19.134	164,06 km/h	00:40.677	01:04.211	113,81 km/h
4	500	<b>SCHREY Daniel</b>	Dodge Viper GTS-R					
		Lauf 4: 00:03.250	00:01.515	00:19.549	174,70 km/h	00:39.913	01:04.227	113,78 km/h
5	495	<b>RÖCK Sabine</b>	VW Golf 1					
		Lauf 4: 00:03.628	00:01.808	00:21.271	153,57 km/h	00:41.763	01:08.470	106,73 km/h

### Sektorzeiten & Speeds - Rennen - Gesamt

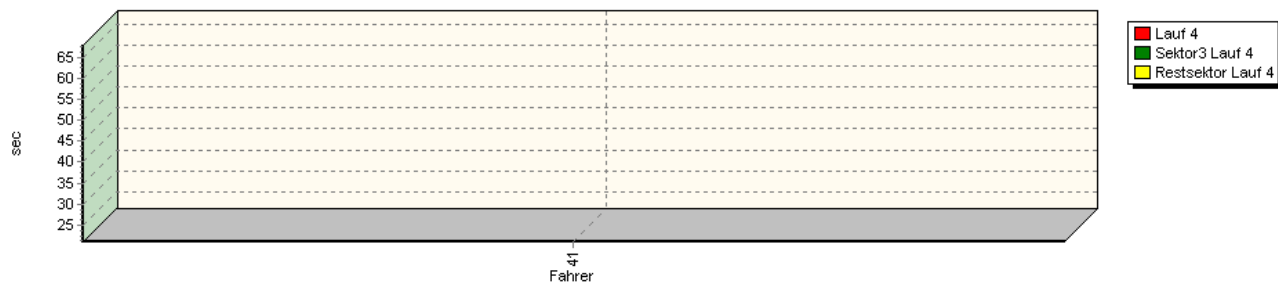
Speed-Diagramm Lauf 4



Sektor-Diagramm (Start) Lauf 4



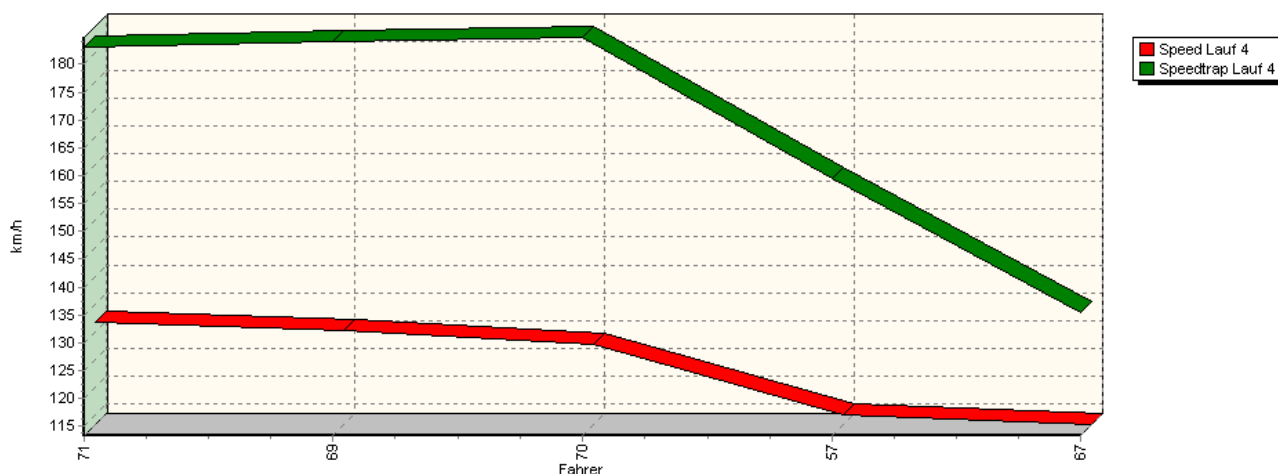
Sektor-Diagramm (Rest) Lauf 4



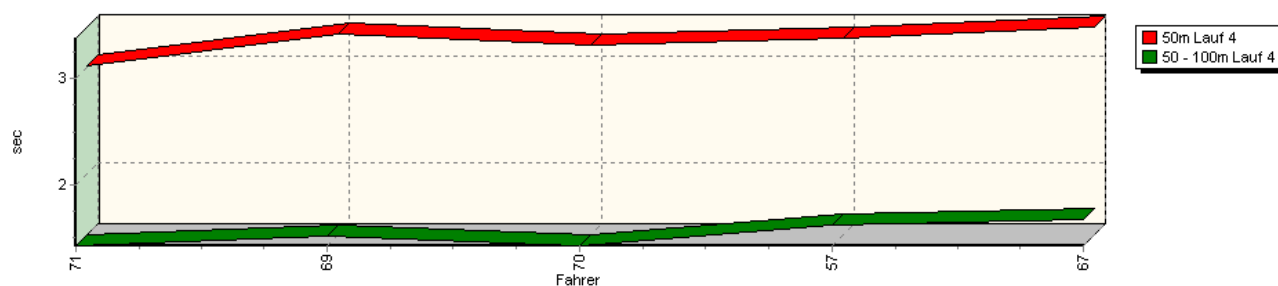
Rg.	Nr.	Sektor 1 (50m)	Sektor 2 (50-100m)	Sektor 3	Speed Trap	Sektor 4	Laufzeit	Speed (Lauf)
1	41	<b>KAUFEL Uwe</b>		PRC C3 Prototyp				
		Lauf 4:	00:03.362	00:01.811	00:20.940	147,27 km/h	00:41.846	01:07.959
								107,53 km/h

### Sektorzeiten & Speeds - Rennen - Gesamt

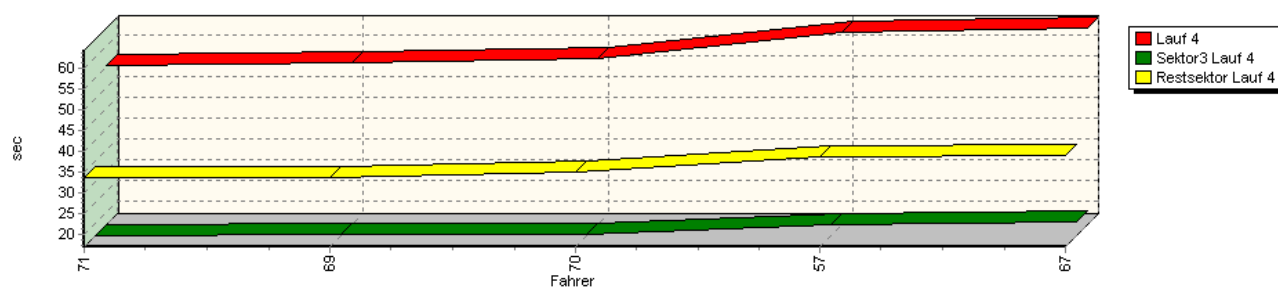
Speed-Diagramm Lauf 4



Sektor-Diagramm (Start) Lauf 4



Sektor-Diagramm (Rest) Lauf 4



Rg.	Nr.	Sektor 1 (50m)	Sektor 2 (50-100m)	Sektor 3	Speed Trap	Sektor 4	Laufzeit	Speed (Lauf)	
1	71	<b>STEINER Marcel</b>		Martini BMW MK77					
		Lauf 4:	00:03.010	00:01.440	00:17.118	183,01 km/h	00:33.903	00:55.471	131,74 km/h
2	69	<b>WEIDINGER Jörg</b>		Osella BMW PA 20/S					
		Lauf 4:	00:03.309	00:01.534	00:17.531	184,13 km/h	00:33.709	00:56.083	130,31 km/h
3	70	<b>LANG Uwe</b>		Osella BMW PA 20/S					
		Lauf 4:	00:03.197	00:01.439	00:17.565	184,84 km/h	00:35.058	00:57.259	127,63 km/h




## 42. Osnabrücker ADAC Bergrennen

15. und 16. August 2009

Deutsche Bergmeisterschaft 2009

DMSB Bergpokal für Tourenwagen und Rennsportfahrzeuge

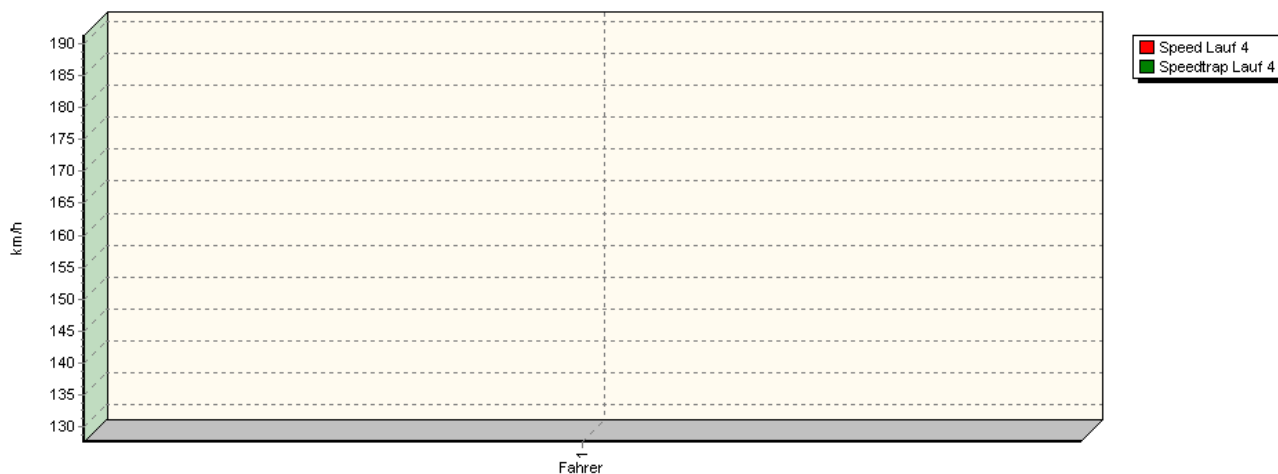
KW Gruppe H Berg-Cup



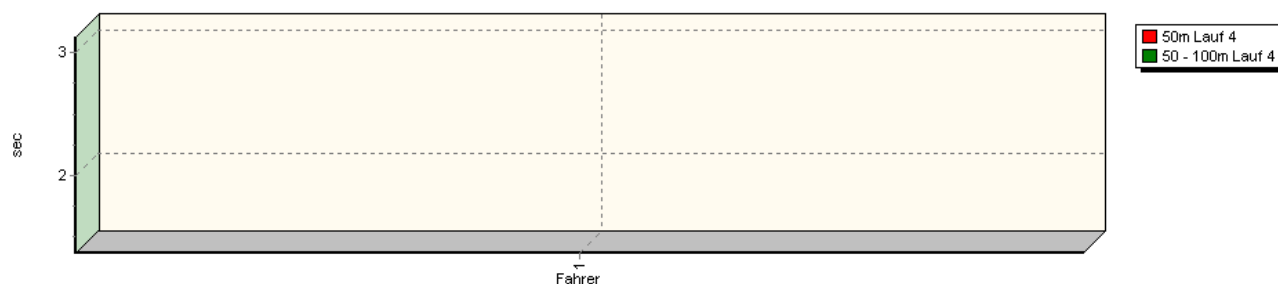
### Sektorzeiten & Speeds - Rennen - Gesamt

Rg.	Nr.	Sektor 1 (50m)	Sektor 2 (50-100m)	Sektor 3	Speed Trap	Sektor 4	Laufzeit	Speed (Lauf)
4	57	<b>OLBRICH Georg</b>		Osella PA 21P				
		Lauf 4: 00:03.269	00:01.627	00:19.855	159,44 km/h	00:38.765	01:03.516	115,06 km/h
5	67	<b>MÜLLER Urs</b>		Argo IM21				
		Lauf 4: 00:03.370	00:01.687	00:20.327	135,46 km/h	00:39.118	01:04.502	113,30 km/h

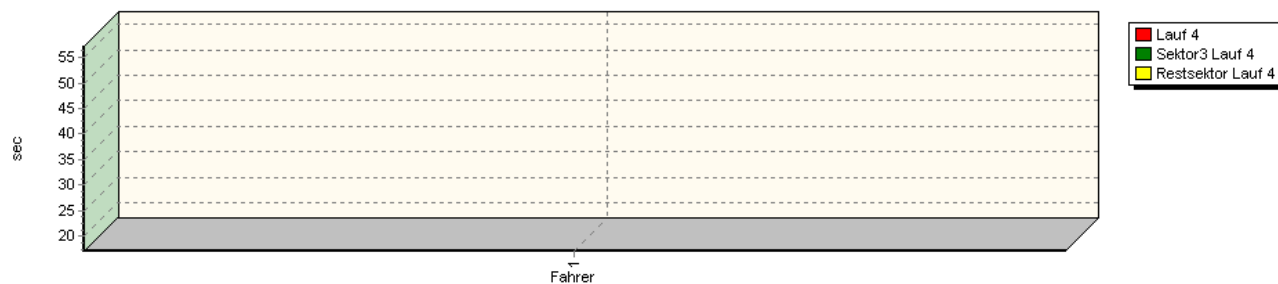
Speed-Diagramm Lauf 4



Sektor-Diagramm (Start) Lauf 4



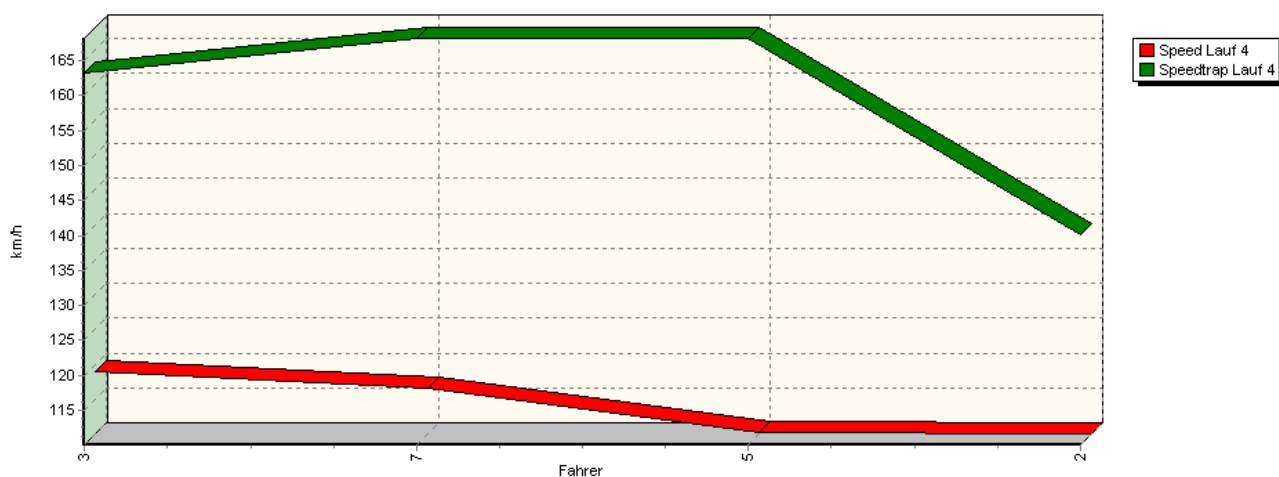
Sektor-Diagramm (Rest) Lauf 4



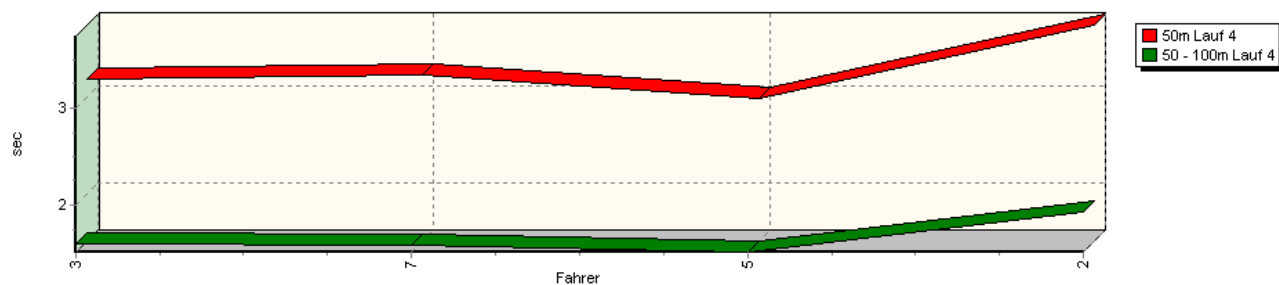
## Sektorzeiten & Speeds - Rennen - Gesamt

Rg.	Nr.	Sektor 1 (50m)	Sektor 2 (50-100m)	Sektor 3	Speed Trap	Sektor 4	Laufzeit	Speed (Lauf)
1	1	<b>DEMUTH Guy</b>		Lola F3000				
		Lauf 4:	00:03.120	00:01.379	00:17.076	191,20 km/h	00:35.640	00:57.215
								127,73 km/h

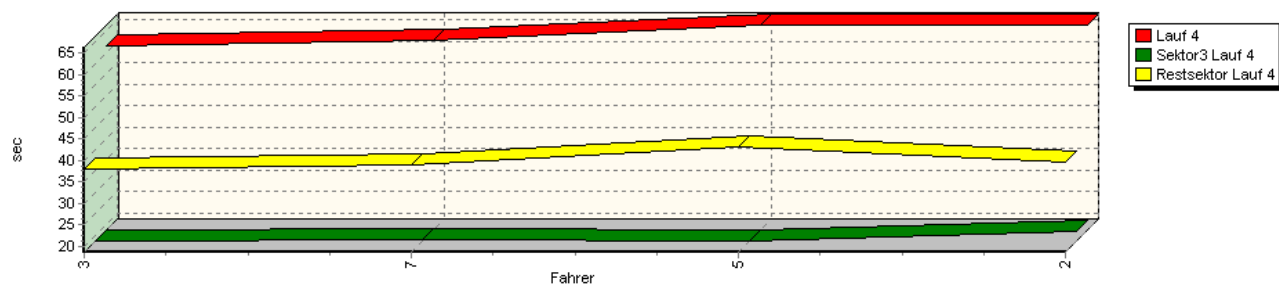
Speed-Diagramm Lauf 4



Sektor-Diagramm (Start) Lauf 4



Sektor-Diagramm (Rest) Lauf 4






## 42. Osnabrücker ADAC Bergrennen

15. und 16. August 2009

Deutsche Bergmeisterschaft 2009

DMSB Bergpokal für Tourenwagen und Rennsportfahrzeuge

KW Gruppe H Berg-Cup



### Sektorzeiten & Speeds - Rennen - Gesamt

Rg.	Nr.		Sektor 1 (50m)	Sektor 2 (50-100m)	Sektor 3	Speed Trap	Sektor 4	Laufzeit	Speed (Lauf)
1	3	<b>DEBRUYNE Frank</b>							
		Lauf 4:	00:03.183	00:01.593	00:18.676	163,28 km/h	00:37.963	01:01.415	118,99 km/h
2	7	<b>SEITZ Franz</b>							
		Lauf 4:	00:03.231	00:01.591	00:18.945	168,14 km/h	00:38.963	01:02.730	116,50 km/h
3	5	<b>KÖPPEL Rolf</b>							
		Lauf 4:	00:02.986	00:01.513	00:18.681	168,20 km/h	00:43.096	01:06.276	110,27 km/h
4	2	<b>KESSLER Andreas</b>							
		Lauf 4:	00:03.744	00:01.933	00:20.956	140,11 km/h	00:39.764	01:06.397	110,06 km/h