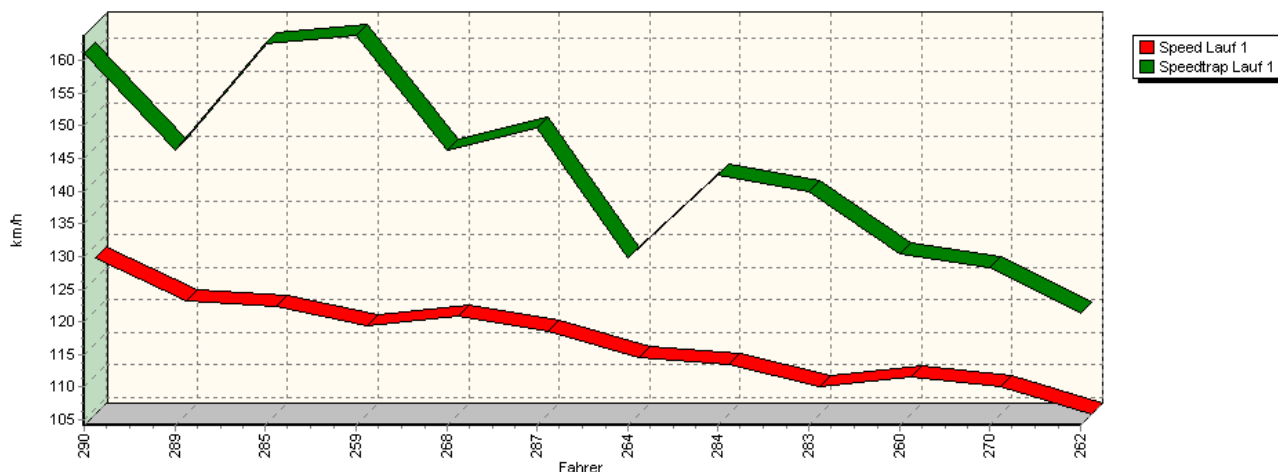
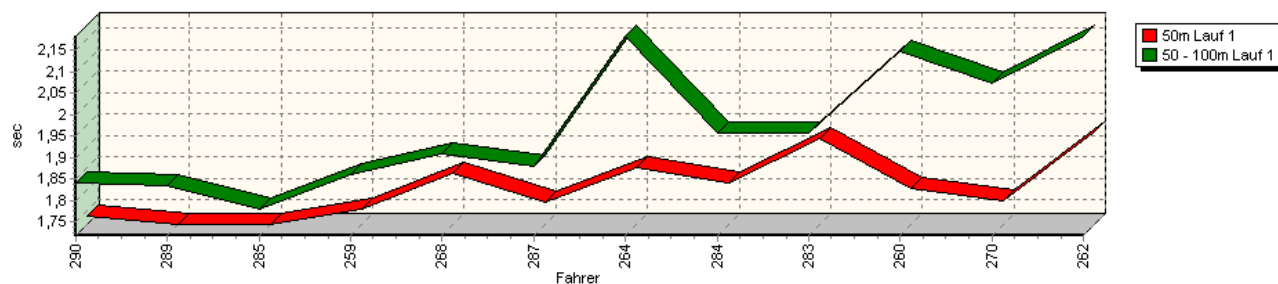


Sektorzeiten & Speeds - Gruppe H (DMSB) / H (OSK) bis 1300 ccm - Klasse 20

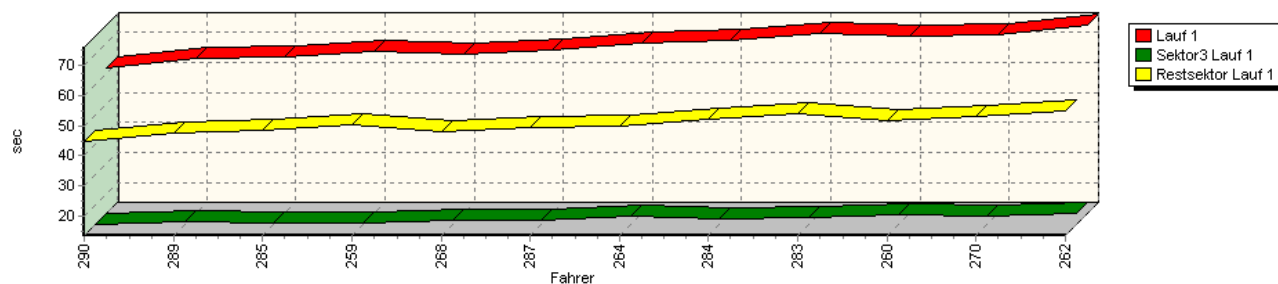
Speed-Diagramm Lauf 1



Sektor-Diagramm (Start) Lauf 1

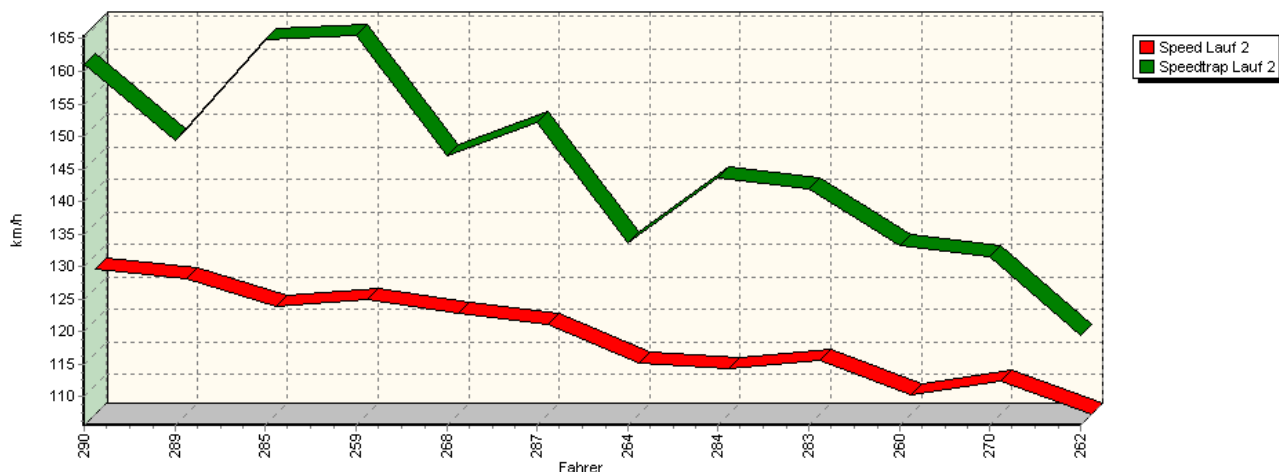


Sektor-Diagramm (Rest) Lauf 1

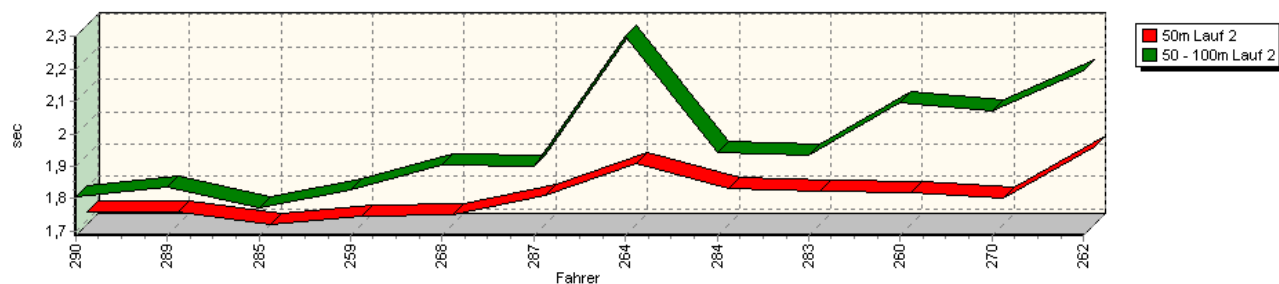


Sektorzeiten & Speeds - Gruppe H (DMSB) / H (OSK) bis 1300 ccm - Klasse 20

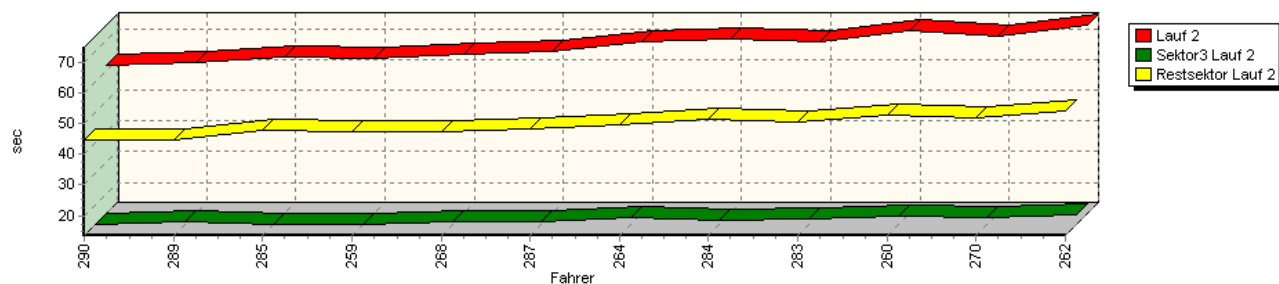
Speed-Diagramm Lauf 2



Sektor-Diagramm (Start) Lauf 2

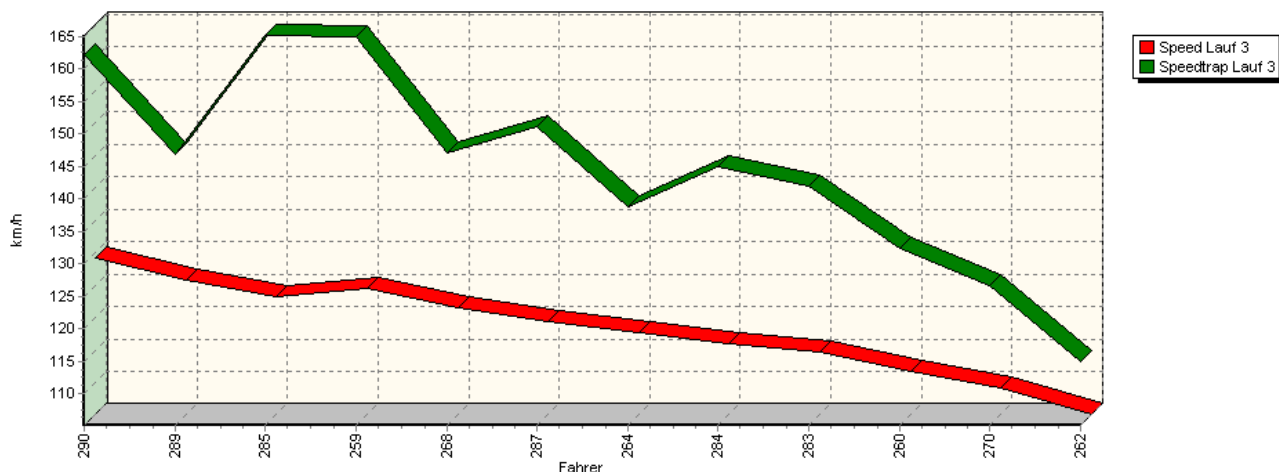


Sektor-Diagramm (Rest) Lauf 2

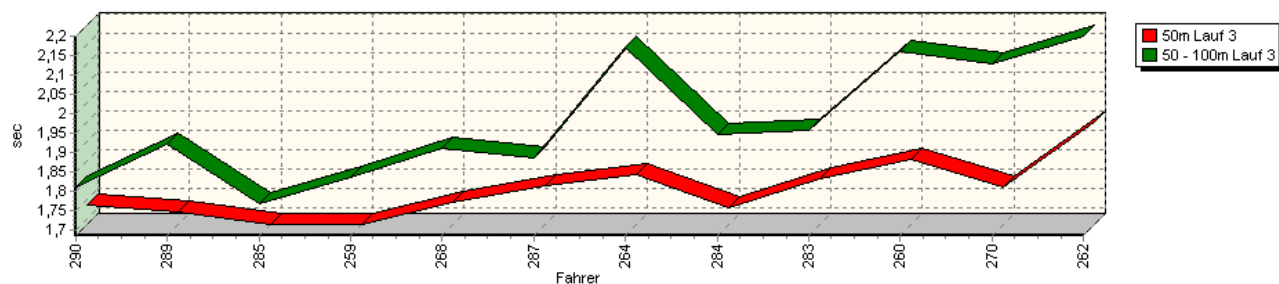


Sektorzeiten & Speeds - Gruppe H (DMSB) / H (OSK) bis 1300 ccm - Klasse 20

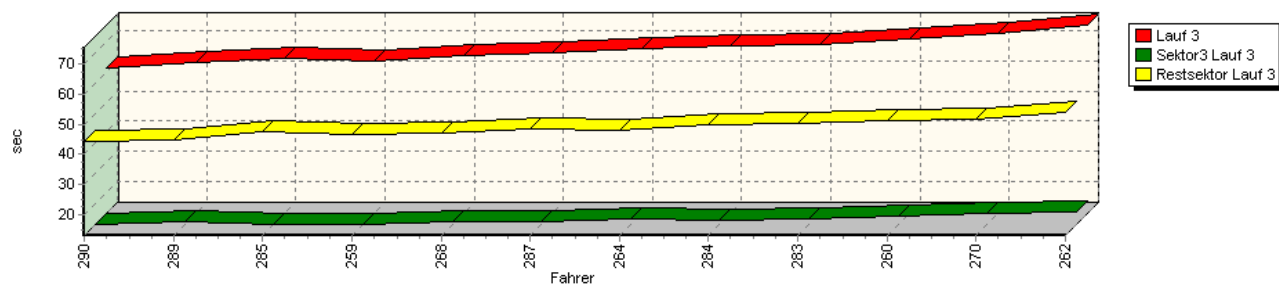
Speed-Diagramm Lauf 3



Sektor-Diagramm (Start) Lauf 3

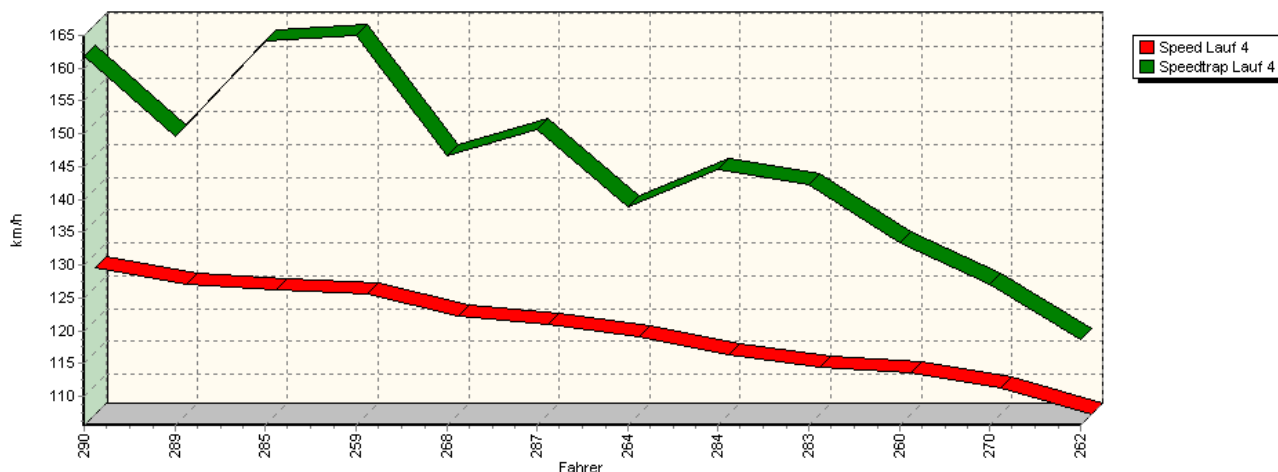


Sektor-Diagramm (Rest) Lauf 3

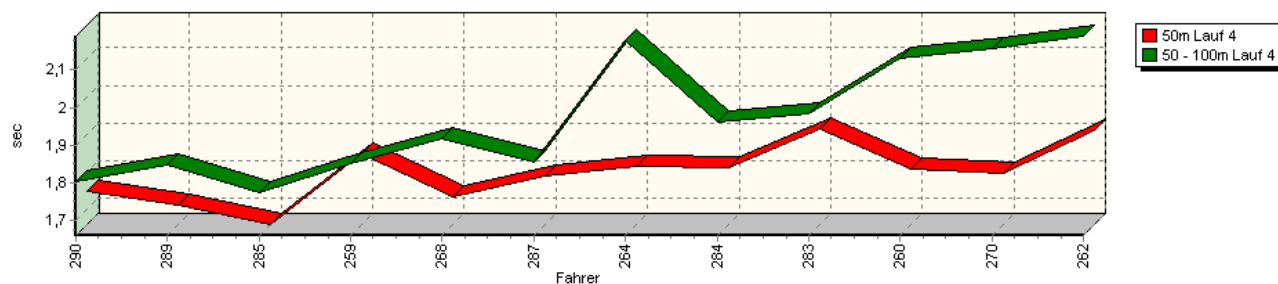


Sektorzeiten & Speeds - Gruppe H (DMSB) / H (OSK) bis 1300 ccm - Klasse 20

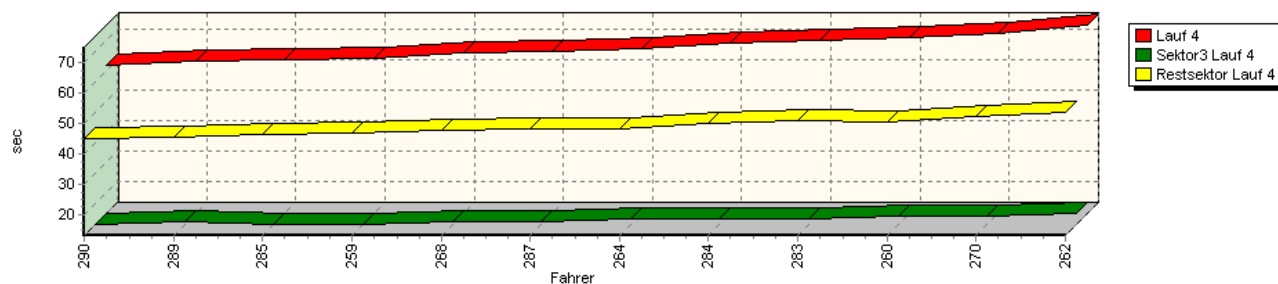
Speed-Diagramm Lauf 4



Sektor-Diagramm (Start) Lauf 4



Sektor-Diagramm (Rest) Lauf 4



Rg.	Nr.	Sektor 1 (15m)	Sektor 2 (15-50m)	Sektor 3	Speed Trap	Sektor 4	Laufzeit	Speed (Lauf)	
1	290	MOSER Gerhard		VW Polo I					
		Lauf 1:	00:01.737	00:01.841	00:13.387	161,14 km/h	00:44.895	01:01.860	128,03 km/h
		Lauf 2:	00:01.726	00:01.807	00:13.590	160,97 km/h	00:44.767	01:01.890	127,97 km/h
		Lauf 3:	00:01.734	00:01.810	00:13.452	162,18 km/h	00:44.272	01:01.268	129,27 km/h
		Lauf 4:	00:01.748	00:01.802	00:13.414	161,80 km/h	00:44.959	01:01.923	127,90 km/h

Sektorzeiten & Speeds - Gruppe H (DMSB) / H (OSK) bis 1300 ccm - Klasse 20

Rg.	Nr.		Sektor 1 (15m)	Sektor 2 (15-50m)	Sektor 3	Speed Trap	Sektor 4	Laufzeit	Speed (Lauf)
2	289	EBENHÖH Armin		VW Polo					
		Lauf 1:	00:01.719	00:01.835	00:14.322	146,28 km/h	00:47.255	01:05.131	121,60 km/h
		Lauf 2:	00:01.726	00:01.836	00:14.422	149,47 km/h	00:44.702	01:02.686	126,35 km/h
		Lauf 3:	00:01.717	00:01.921	00:14.339	146,94 km/h	00:44.942	01:02.919	125,88 km/h
		Lauf 4:	00:01.710	00:01.846	00:14.249	149,54 km/h	00:45.386	01:03.191	125,33 km/h
3	285	KONRAD Manfred		VW Corrado					
		Lauf 1:	00:01.718	00:01.779	00:13.621	162,57 km/h	00:48.469	01:05.587	120,75 km/h
		Lauf 2:	00:01.686	00:01.770	00:13.535	164,79 km/h	00:47.803	01:04.794	122,23 km/h
		Lauf 3:	00:01.684	00:01.768	00:13.368	165,12 km/h	00:47.452	01:04.272	123,23 km/h
		Lauf 4:	00:01.659	00:01.774	00:13.528	164,07 km/h	00:46.648	01:03.609	124,51 km/h
4	259	WEIßDORN Franz		VW Polo					
		Lauf 1:	00:01.754	00:01.859	00:13.708	163,83 km/h	00:50.008	01:07.329	117,63 km/h
		Lauf 2:	00:01.711	00:01.829	00:13.462	165,52 km/h	00:47.265	01:04.267	123,24 km/h
		Lauf 3:	00:01.684	00:01.836	00:13.404	164,95 km/h	00:46.687	01:03.611	124,51 km/h
		Lauf 4:	00:01.848	00:01.850	00:13.432	165,00 km/h	00:46.802	01:03.932	123,88 km/h
5	268	MÜLLER Stefan		VW EMP Polo					
		Lauf 1:	00:01.837	00:01.908	00:14.576	146,31 km/h	00:48.132	01:06.453	119,18 km/h
		Lauf 2:	00:01.717	00:01.906	00:14.502	147,04 km/h	00:47.253	01:05.378	121,14 km/h
		Lauf 3:	00:01.742	00:01.911	00:14.453	147,01 km/h	00:47.044	01:05.150	121,57 km/h
		Lauf 4:	00:01.734	00:01.916	00:14.444	146,71 km/h	00:47.642	01:05.736	120,48 km/h
6	287	LETMADE Bernd		VW Polo					
		Lauf 1:	00:01.771	00:01.880	00:14.859	149,66 km/h	00:49.280	01:07.790	116,83 km/h
		Lauf 2:	00:01.774	00:01.899	00:14.540	152,14 km/h	00:48.129	01:06.342	119,38 km/h
		Lauf 3:	00:01.786	00:01.885	00:14.390	151,09 km/h	00:48.218	01:06.279	119,49 km/h
		Lauf 4:	00:01.787	00:01.853	00:14.350	150,70 km/h	00:48.347	01:06.337	119,39 km/h
7	264	TRACHSEL Walter		VW Polo					
		Lauf 1:	00:01.852	00:02.183	00:16.219	129,70 km/h	00:49.884	01:10.138	112,92 km/h
		Lauf 2:	00:01.876	00:02.302	00:15.798	133,62 km/h	00:49.766	01:09.742	113,56 km/h
		Lauf 3:	00:01.812	00:02.173	00:15.193	138,72 km/h	00:48.134	01:07.312	117,66 km/h
		Lauf 4:	00:01.813	00:02.178	00:15.182	138,97 km/h	00:48.329	01:07.502	117,33 km/h
8	284	SMYREK Jörg		Audi 50					
		Lauf 1:	00:01.816	00:01.958	00:15.150	142,43 km/h	00:51.880	01:10.804	111,86 km/h
		Lauf 2:	00:01.798	00:01.943	00:15.007	143,61 km/h	00:51.549	01:10.297	112,67 km/h
		Lauf 3:	00:01.728	00:01.945	00:14.931	145,04 km/h	00:49.642	01:08.246	116,05 km/h
		Lauf 4:	00:01.809	00:01.963	00:15.001	144,62 km/h	00:50.311	01:09.084	114,64 km/h
9	283	VITT Holger		VW Polo Twist					
		Lauf 1:	00:01.917	00:01.957	00:15.471	139,98 km/h	00:53.733	01:13.078	108,38 km/h
		Lauf 2:	00:01.787	00:01.936	00:15.150	142,05 km/h	00:50.650	01:09.523	113,92 km/h
		Lauf 3:	00:01.801	00:01.955	00:15.033	141,94 km/h	00:50.219	01:09.008	114,77 km/h
		Lauf 4:	00:01.913	00:01.985	00:15.140	142,36 km/h	00:51.185	01:10.223	112,78 km/h
10	260	EIRICH Raimund		VW Polo 86 C					
		Lauf 1:	00:01.801	00:02.148	00:16.563	130,32 km/h	00:51.616	01:12.128	109,80 km/h
		Lauf 2:	00:01.786	00:02.098	00:16.052	133,33 km/h	00:53.019	01:12.955	108,56 km/h
		Lauf 3:	00:01.852	00:02.162	00:15.909	132,42 km/h	00:50.957	01:10.880	111,74 km/h
		Lauf 4:	00:01.808	00:02.130	00:16.109	133,45 km/h	00:50.692	01:10.739	111,96 km/h

Sektorzeiten & Speeds - Gruppe H (DMSB) / H (OSK) bis 1300 ccm - Klasse 20

Rg.	Nr.		Sektor 1 (15m)	Sektor 2 (15-50m)	Sektor 3	Speed Trap	Sektor 4	Laufzeit	Speed (Lauf)
11	270	ABB Nils		VW Polo II 8V					
		Lauf 1:	00:01.772	00:02.074	00:16.208	128,39 km/h	00:52.943	01:12.997	108,50 km/h
		Lauf 2:	00:01.769	00:02.072	00:15.846	131,45 km/h	00:51.835	01:11.522	110,73 km/h
		Lauf 3:	00:01.782	00:02.128	00:17.116	126,68 km/h	00:51.420	01:12.446	109,32 km/h
		Lauf 4:	00:01.795	00:02.157	00:16.162	127,09 km/h	00:52.155	01:12.269	109,59 km/h
12	262	TRIEBSTEIN Christian		VW Polo 1					
		Lauf 1:	00:01.935	00:02.183	00:17.164	121,25 km/h	00:54.747	01:16.029	104,17 km/h
		Lauf 2:	00:01.925	00:02.197	00:16.842	119,51 km/h	00:54.017	01:14.981	105,63 km/h
		Lauf 3:	00:01.948	00:02.200	00:17.468	115,06 km/h	00:53.654	01:15.270	105,22 km/h
		Lauf 4:	00:01.908	00:02.190	00:17.188	118,61 km/h	00:53.709	01:14.995	105,61 km/h