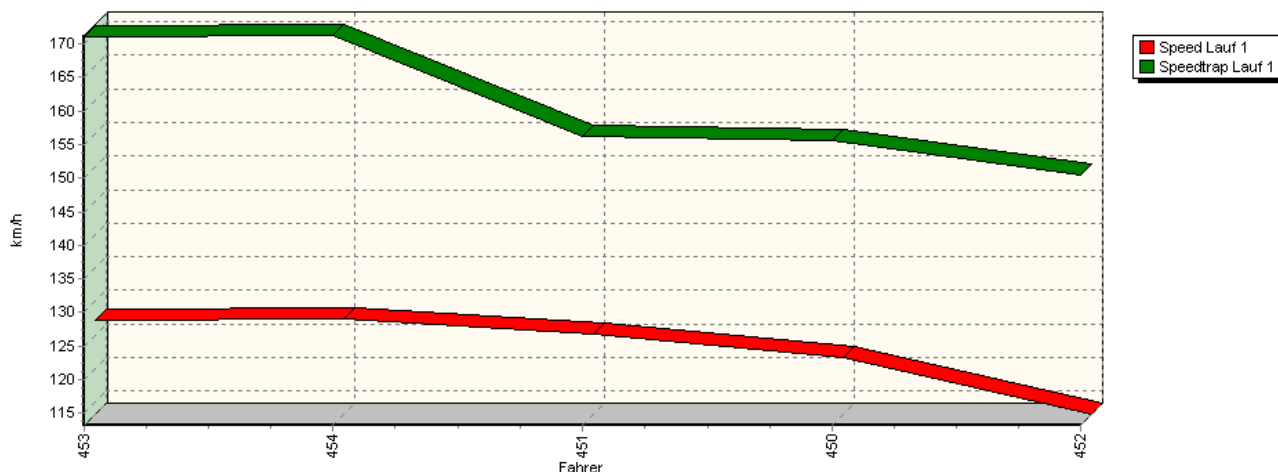
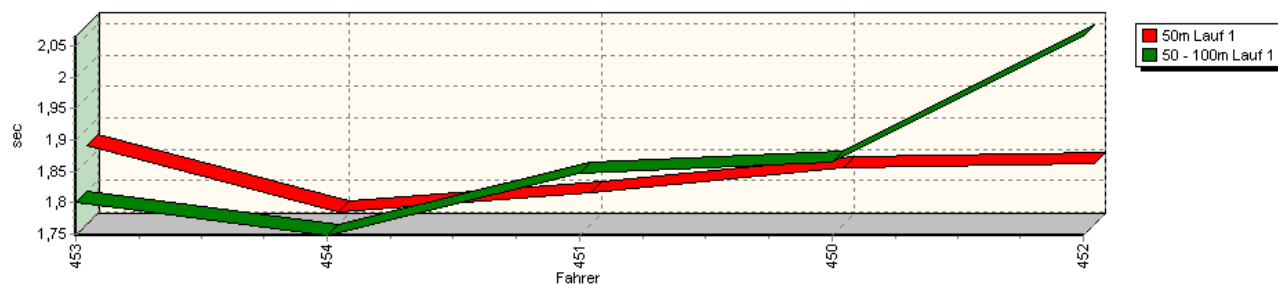


Sektorzeiten & Speeds - Gruppe E1 bis 1600 ccm - Klasse 26

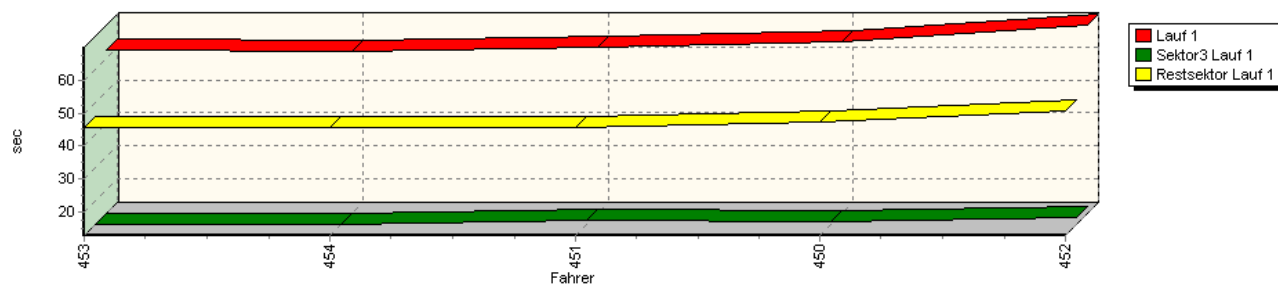
Speed-Diagramm Lauf 1



Sektor-Diagramm (Start) Lauf 1

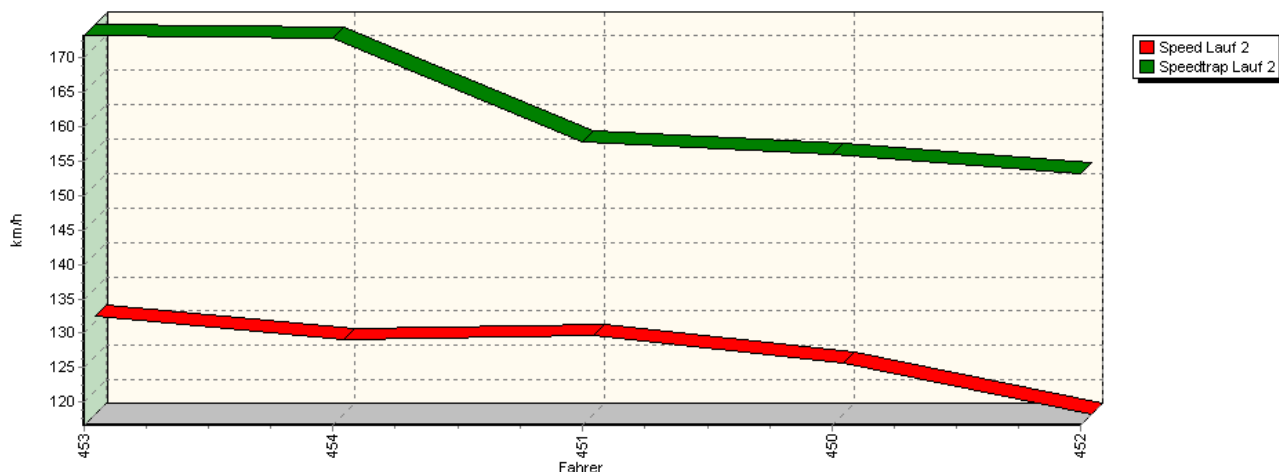


Sektor-Diagramm (Rest) Lauf 1

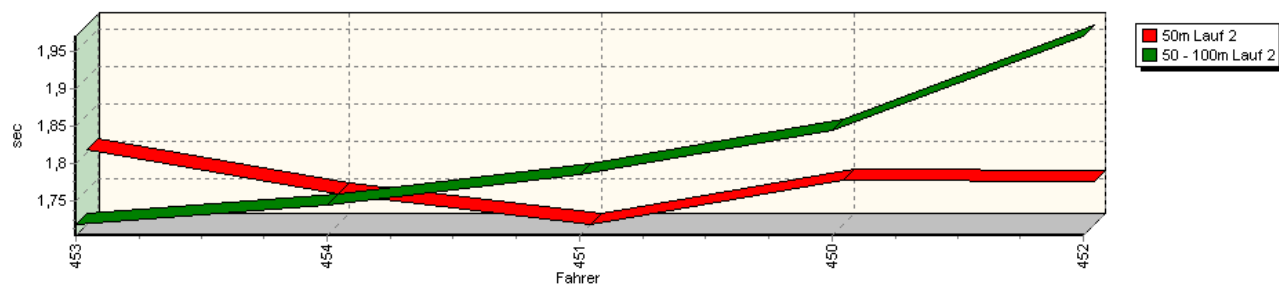


Sektorzeiten & Speeds - Gruppe E1 bis 1600 ccm - Klasse 26

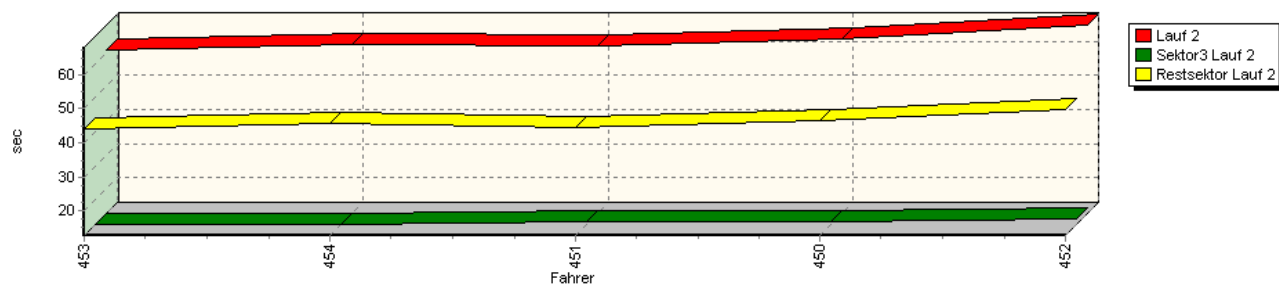
Speed-Diagramm Lauf 2



Sektor-Diagramm (Start) Lauf 2

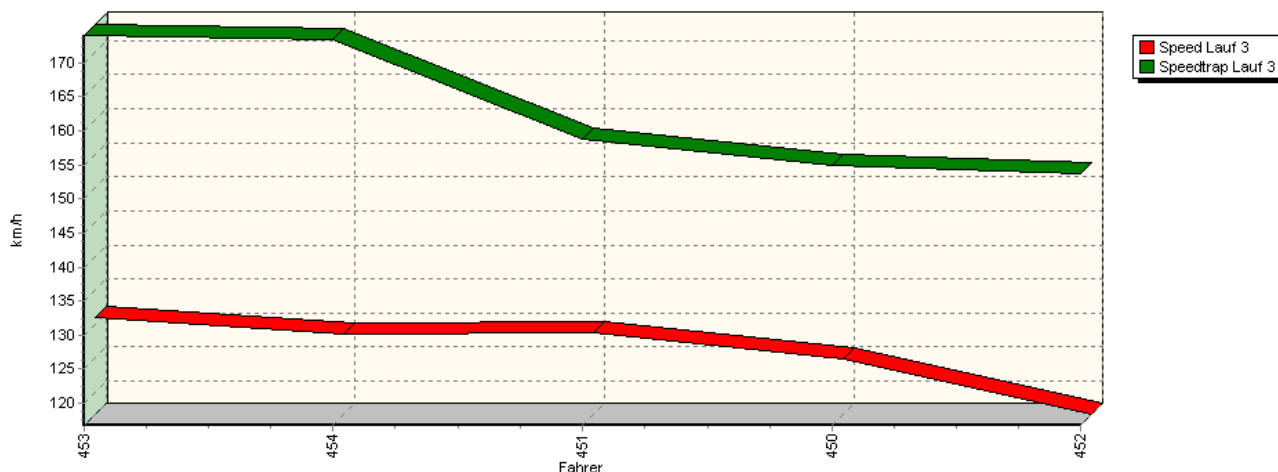


Sektor-Diagramm (Rest) Lauf 2

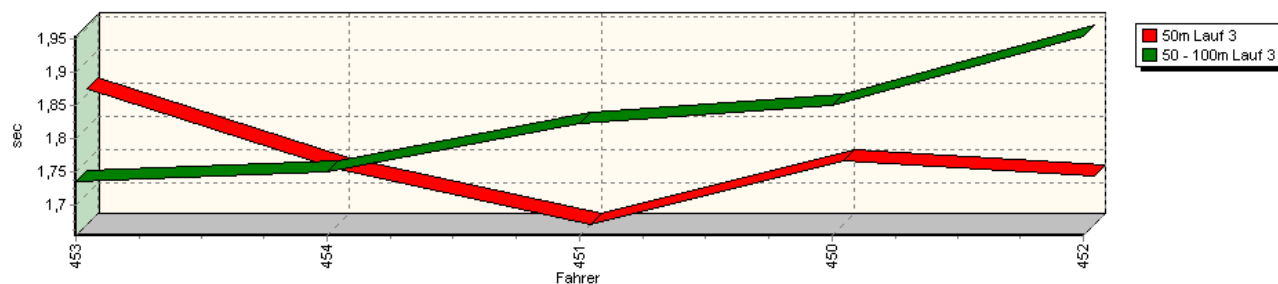


Sektorzeiten & Speeds - Gruppe E1 bis 1600 ccm - Klasse 26

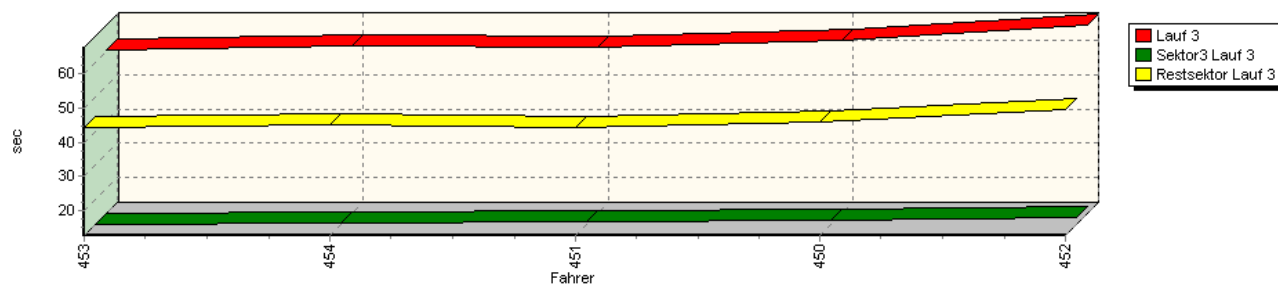
Speed-Diagramm Lauf 3



Sektor-Diagramm (Start) Lauf 3

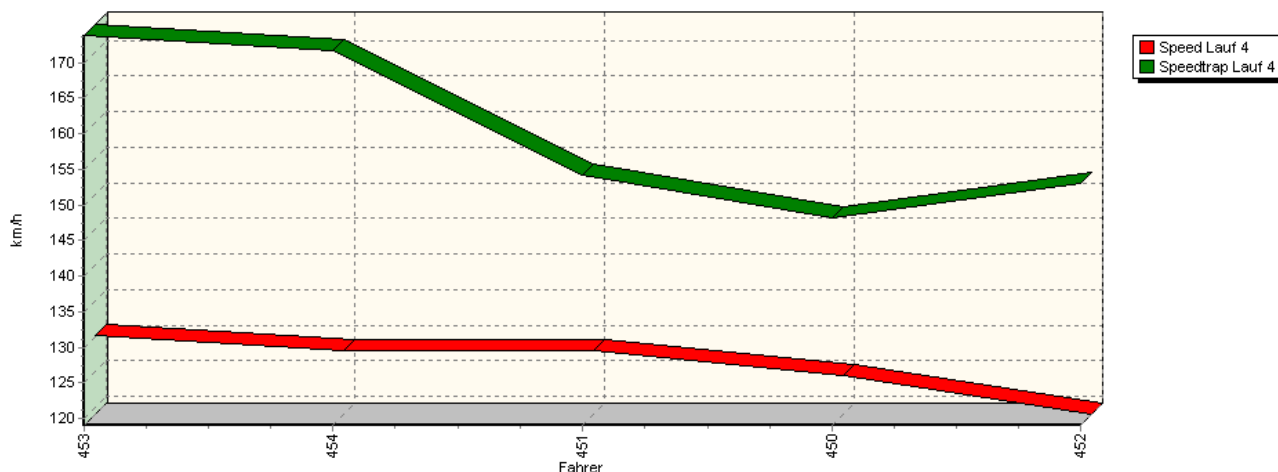


Sektor-Diagramm (Rest) Lauf 3

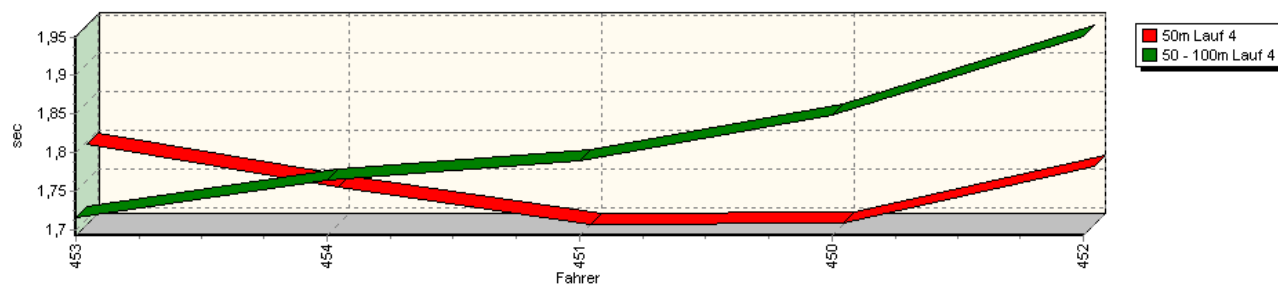


Sektorzeiten & Speeds - Gruppe E1 bis 1600 ccm - Klasse 26

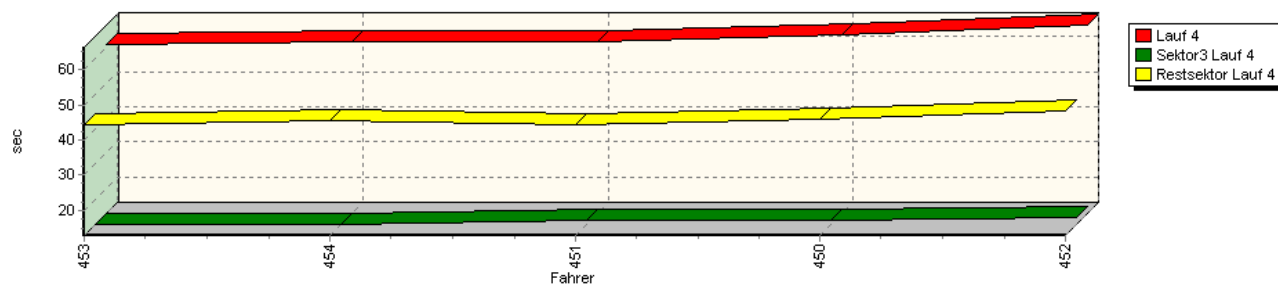
Speed-Diagramm Lauf 4



Sektor-Diagramm (Start) Lauf 4



Sektor-Diagramm (Rest) Lauf 4



Rg.	Nr.	Sektor 1 (15m)	Sektor 2 (15-50m)	Sektor 3	Speed Trap	Sektor 4	Laufzeit	Speed (Lauf)	
1	453	BÜRKI Martin		VW Polo 16V					
		Lauf 1:	00:01.874	00:01.800	00:12.883	171,00 km/h	00:45.713	01:02.270	127,19 km/h
		Lauf 2:	00:01.804	00:01.719	00:12.855	173,25 km/h	00:44.138	01:00.516	130,87 km/h
		Lauf 3:	00:01.859	00:01.735	00:12.686	174,03 km/h	00:44.170	01:00.450	131,02 km/h
		Lauf 4:	00:01.796	00:01.716	00:12.869	173,81 km/h	00:44.439	01:00.820	130,22 km/h

Sektorzeiten & Speeds - Gruppe E1 bis 1600 ccm - Klasse 26

Rg.	Nr.	Sektor 1 (15m)	Sektor 2 (15-50m)	Sektor 3	Speed Trap	Sektor 4	Laufzeit	Speed (Lauf)	
2	454	PISANO Egidio		VW Spiess Golf 16V 17					
		Lauf 1:	00:01.768	00:01.747	00:12.964	171,22 km/h	00:45.635	01:02.114	127,51 km/h
		Lauf 2:	00:01.744	00:01.745	00:12.915	172,78 km/h	00:45.704	01:02.108	127,52 km/h
		Lauf 3:	00:01.738	00:01.751	00:12.896	173,32 km/h	00:45.192	01:01.577	128,62 km/h
		Lauf 4:	00:01.740	00:01.764	00:12.774	171,75 km/h	00:45.572	01:01.850	128,05 km/h
3	451	STRASSER Norbert jun.		Toyota Corolla AE 86					
		Lauf 1:	00:01.797	00:01.846	00:13.962	156,14 km/h	00:45.663	01:03.268	125,18 km/h
		Lauf 2:	00:01.704	00:01.785	00:13.740	157,73 km/h	00:44.569	01:01.798	128,16 km/h
		Lauf 3:	00:01.654	00:01.823	00:13.610	158,73 km/h	00:44.408	01:01.495	128,79 km/h
		Lauf 4:	00:01.692	00:01.790	00:14.140	154,21 km/h	00:44.267	01:01.889	127,97 km/h
4	450	ROIDER Franz		Ford Fiesta RS					
		Lauf 1:	00:01.838	00:01.865	00:13.905	155,58 km/h	00:47.438	01:05.046	121,76 km/h
		Lauf 2:	00:01.763	00:01.845	00:13.832	155,97 km/h	00:46.428	01:03.868	124,01 km/h
		Lauf 3:	00:01.751	00:01.851	00:13.772	154,96 km/h	00:46.090	01:03.464	124,80 km/h
		Lauf 4:	00:01.693	00:01.848	00:13.964	148,22 km/h	00:46.084	01:03.589	124,55 km/h
5	452	HALBHEER Beat		Citroen Saxo 16V					
		Lauf 1:	00:01.845	00:02.066	00:15.180	150,51 km/h	00:50.853	01:09.944	113,23 km/h
		Lauf 2:	00:01.761	00:01.970	00:14.612	153,14 km/h	00:49.567	01:07.910	116,63 km/h
		Lauf 3:	00:01.728	00:01.955	00:14.624	153,75 km/h	00:49.524	01:07.831	116,76 km/h
		Lauf 4:	00:01.768	00:01.951	00:14.604	152,99 km/h	00:48.190	01:06.513	119,07 km/h