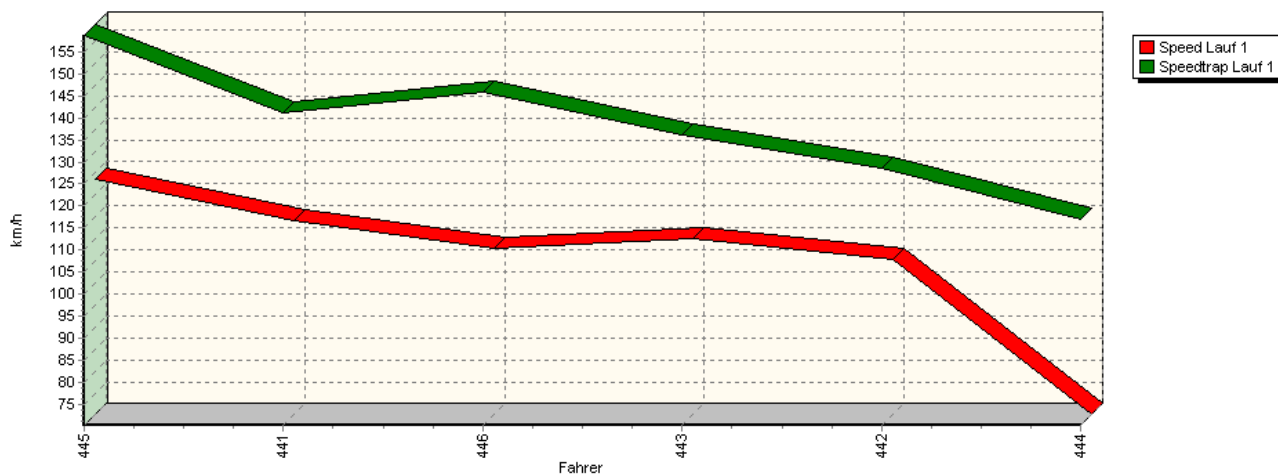
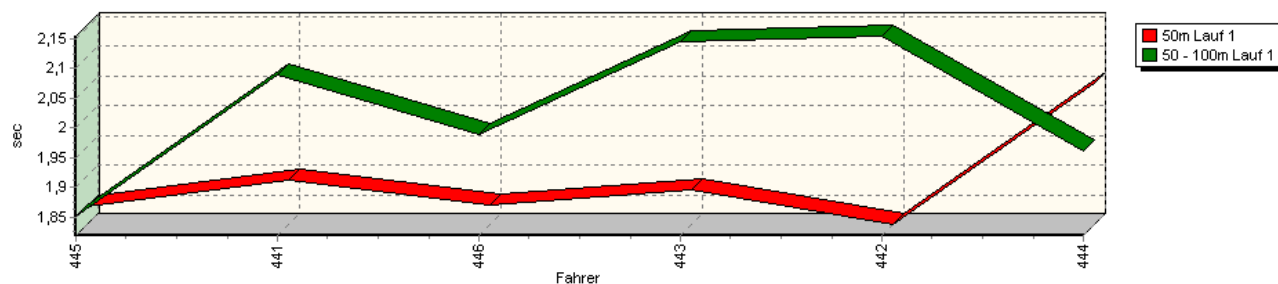


Sektorzeiten & Speeds - Gruppe E1 bis 1400 ccm - Klasse 25

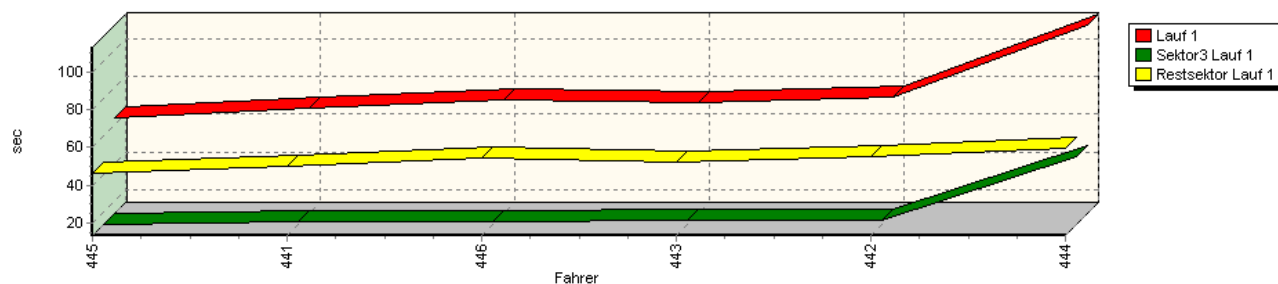
Speed-Diagramm Lauf 1



Sektor-Diagramm (Start) Lauf 1



Sektor-Diagramm (Rest) Lauf 1

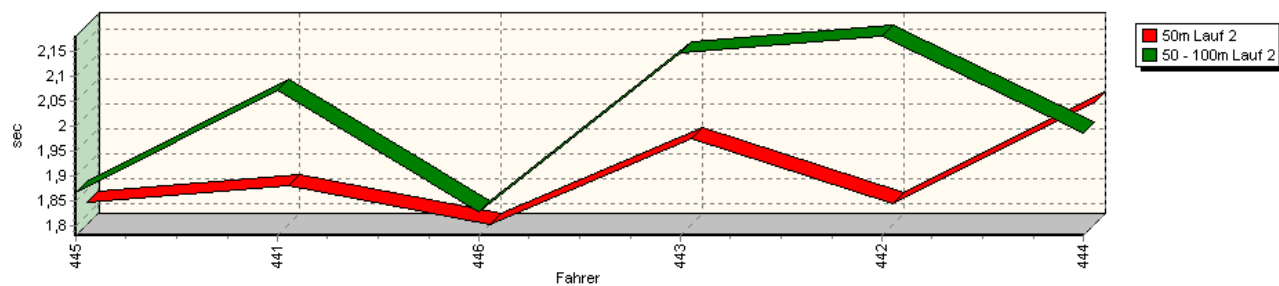


Sektorzeiten & Speeds - Gruppe E1 bis 1400 ccm - Klasse 25

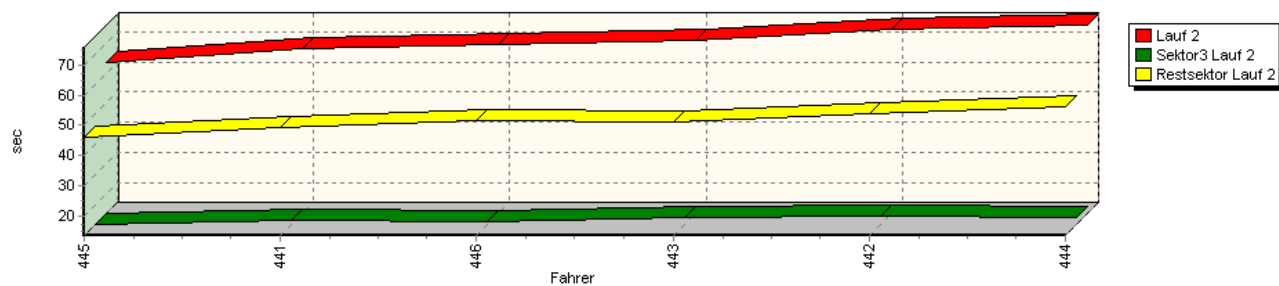
Speed-Diagramm Lauf 2



Sektor-Diagramm (Start) Lauf 2

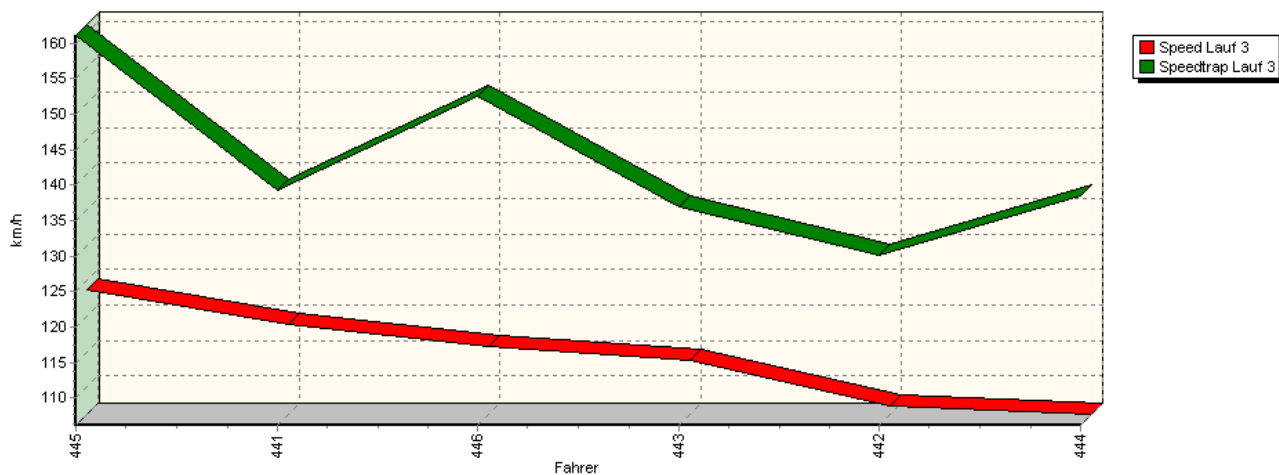


Sektor-Diagramm (Rest) Lauf 2

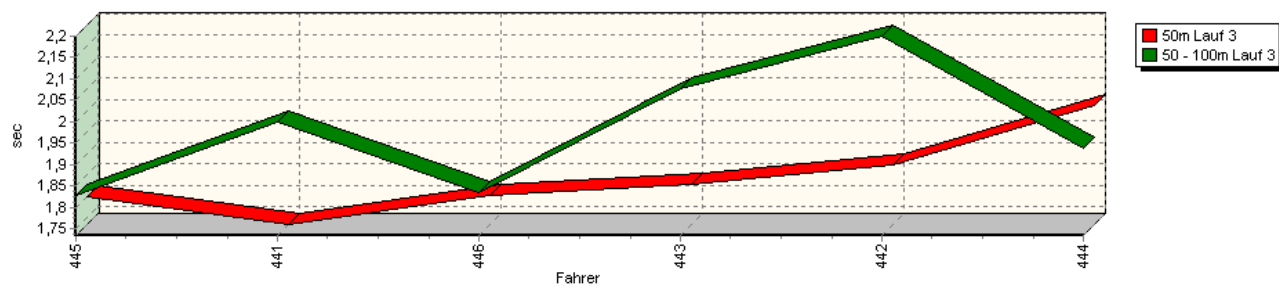


Sektorzeiten & Speeds - Gruppe E1 bis 1400 ccm - Klasse 25

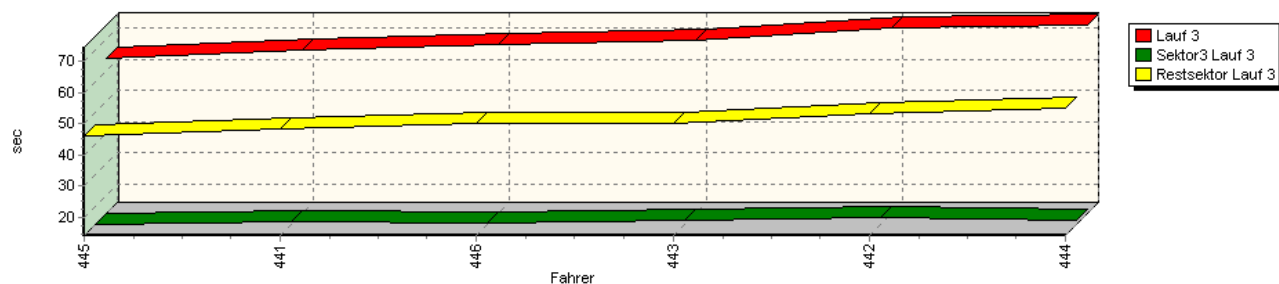
Speed-Diagramm Lauf 3



Sektor-Diagramm (Start) Lauf 3

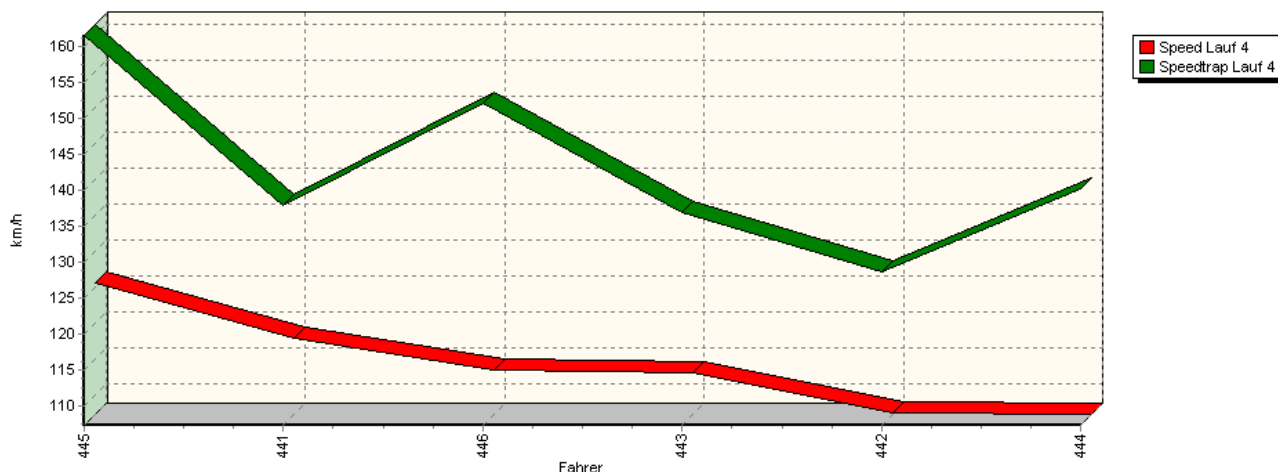


Sektor-Diagramm (Rest) Lauf 3

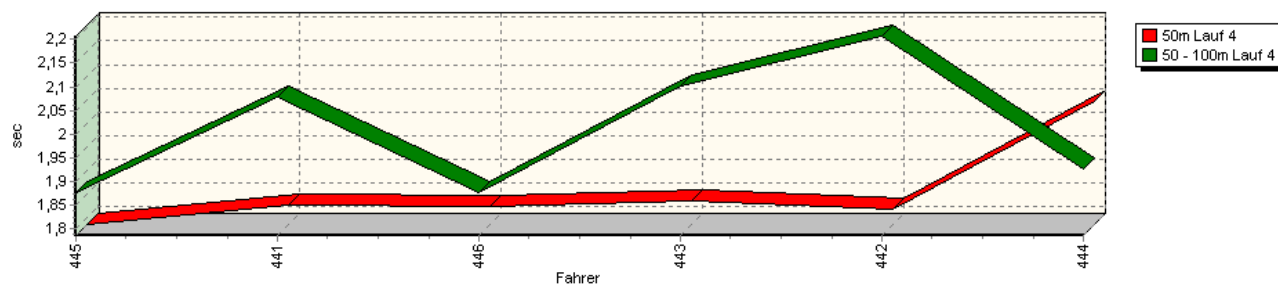


Sektorzeiten & Speeds - Gruppe E1 bis 1400 ccm - Klasse 25

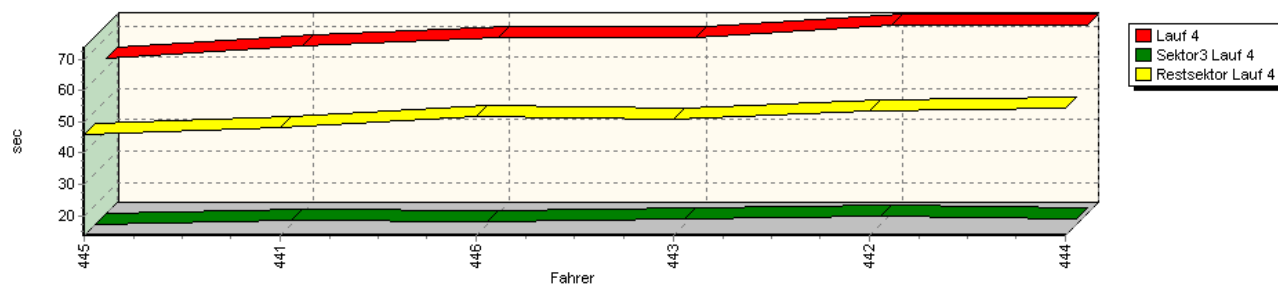
Speed-Diagramm Lauf 4



Sektor-Diagramm (Start) Lauf 4



Sektor-Diagramm (Rest) Lauf 4



| Rg. | Nr. | Sektor 1 (15m) | Sektor 2 (15-50m) | Sektor 3 | Speed Trap | Sektor 4 | Laufzeit | Speed (Lauf) | |
|-----|-----|------------------------|-------------------|-----------|------------|-------------|-----------|--------------|-------------|
| 1 | 445 | SCHÖPFER Stefan | | Audi 50 | | | | | |
| | | Lauf 1: | 00:01.849 | 00:01.852 | 00:13.709 | 158,74 km/h | 00:46.599 | 01:04.009 | 123,73 km/h |
| | | Lauf 2: | 00:01.825 | 00:01.866 | 00:13.513 | 161,55 km/h | 00:46.106 | 01:03.310 | 125,10 km/h |
| | | Lauf 3: | 00:01.799 | 00:01.828 | 00:14.083 | 161,10 km/h | 00:46.284 | 01:03.994 | 123,76 km/h |
| | | Lauf 4: | 00:01.785 | 00:01.875 | 00:13.613 | 161,62 km/h | 00:45.736 | 01:03.009 | 125,70 km/h |

Sektorzeiten & Speeds - Gruppe E1 bis 1400 ccm - Klasse 25

| Rg. | Nr. | | Sektor 1 (15m) | Sektor 2 (15-50m) | Sektor 3 | Speed Trap | Sektor 4 | Laufzeit | Speed (Lauf) |
|-----|-----|-------------------------|------------------------|-------------------|-----------|-------------|-----------|-----------|--------------|
| 2 | 441 | BÄCHLER Martin | VW Lupo Cup | | | | | | |
| | | Lauf 1: | 00:01.894 | 00:02.089 | 00:14.977 | 141,02 km/h | 00:50.433 | 01:09.393 | 114,13 km/h |
| | | Lauf 2: | 00:01.860 | 00:02.074 | 00:14.855 | 140,48 km/h | 00:49.498 | 01:08.287 | 115,98 km/h |
| | | Lauf 3: | 00:01.735 | 00:01.999 | 00:14.821 | 139,24 km/h | 00:48.126 | 01:06.681 | 118,78 km/h |
| | | Lauf 4: | 00:01.825 | 00:02.077 | 00:14.912 | 138,00 km/h | 00:48.319 | 01:07.133 | 117,97 km/h |
| 3 | 446 | STRASSER Gerald | VW Polo | | | | | | |
| | | Lauf 1: | 00:01.852 | 00:01.989 | 00:14.961 | 146,00 km/h | 00:54.524 | 01:13.326 | 108,01 km/h |
| | | Lauf 2: | 00:01.781 | 00:01.829 | 00:14.528 | 152,23 km/h | 00:51.460 | 01:09.598 | 113,80 km/h |
| | | Lauf 3: | 00:01.803 | 00:01.835 | 00:14.525 | 152,44 km/h | 00:50.304 | 01:08.467 | 115,68 km/h |
| | | Lauf 4: | 00:01.822 | 00:01.877 | 00:14.490 | 152,16 km/h | 00:51.551 | 01:09.740 | 113,56 km/h |
| 4 | 443 | BURGHART Michael | VW Polo 86 | | | | | | |
| | | Lauf 1: | 00:01.878 | 00:02.144 | 00:15.775 | 136,13 km/h | 00:52.192 | 01:11.989 | 110,02 km/h |
| | | Lauf 2: | 00:01.953 | 00:02.148 | 00:15.662 | 135,87 km/h | 00:51.180 | 01:10.943 | 111,64 km/h |
| | | Lauf 3: | 00:01.830 | 00:02.078 | 00:15.572 | 136,87 km/h | 00:50.081 | 01:09.561 | 113,86 km/h |
| | | Lauf 4: | 00:01.834 | 00:02.101 | 00:15.464 | 136,97 km/h | 00:50.600 | 01:09.999 | 113,14 km/h |
| 5 | 442 | BÜHLER Reiner | Peugeot 205 Rallye 1.3 | | | | | | |
| | | Lauf 1: | 00:01.819 | 00:02.154 | 00:16.235 | 128,51 km/h | 00:54.930 | 01:15.138 | 105,41 km/h |
| | | Lauf 2: | 00:01.823 | 00:02.181 | 00:16.475 | 129,46 km/h | 00:54.090 | 01:14.569 | 106,21 km/h |
| | | Lauf 3: | 00:01.874 | 00:02.200 | 00:16.316 | 130,20 km/h | 00:53.421 | 01:13.811 | 107,30 km/h |
| | | Lauf 4: | 00:01.817 | 00:02.207 | 00:16.310 | 128,63 km/h | 00:53.294 | 01:13.628 | 107,57 km/h |
| 6 | 444 | CHIARATO Roberto | Peugeot 106 16V | | | | | | |
| | | Lauf 1: | 00:02.057 | 00:01.962 | 00:49.156 | 116,95 km/h | 00:59.594 | 01:52.769 | 70,23 km/h |
| | | Lauf 2: | 00:02.026 | 00:01.986 | 00:15.675 | 136,31 km/h | 00:56.228 | 01:15.915 | 104,33 km/h |
| | | Lauf 3: | 00:02.014 | 00:01.939 | 00:15.479 | 138,55 km/h | 00:55.143 | 01:14.575 | 106,20 km/h |
| | | Lauf 4: | 00:02.047 | 00:01.925 | 00:15.409 | 140,32 km/h | 00:54.385 | 01:13.766 | 107,37 km/h |