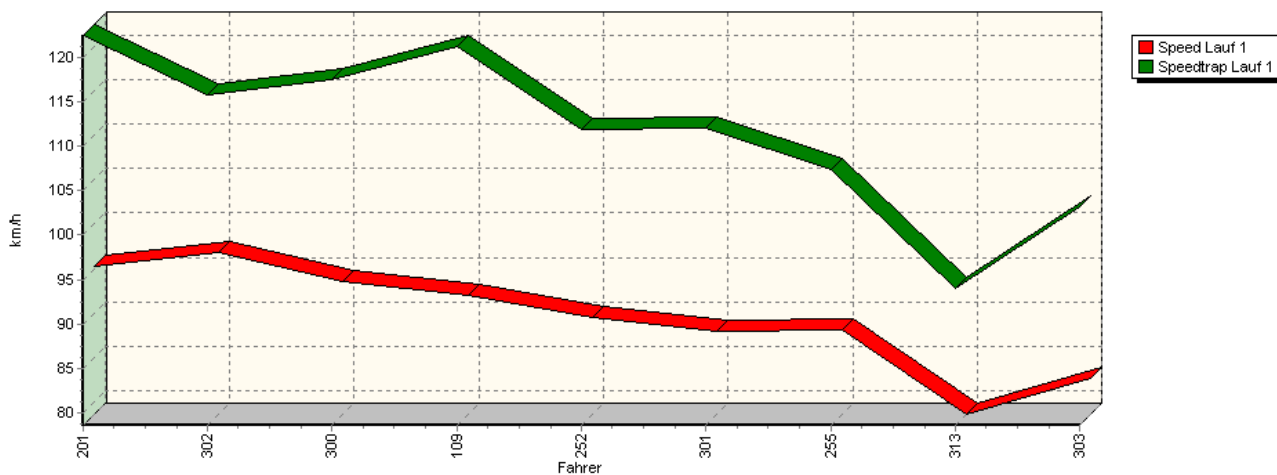
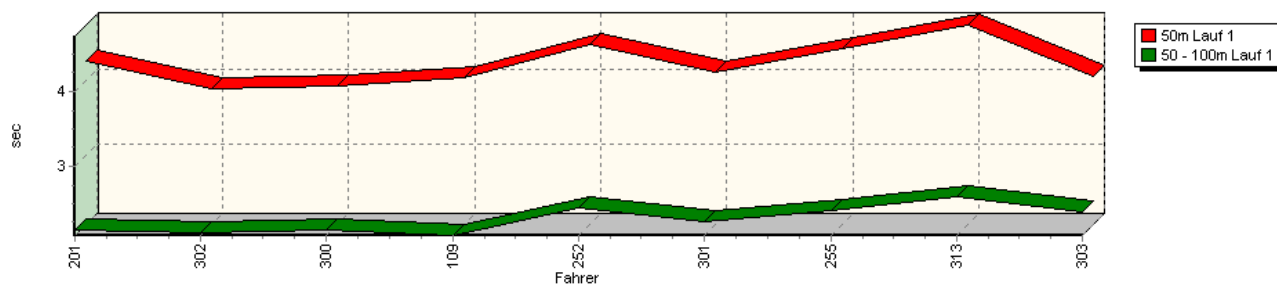


Sektorzeiten & Speeds - Rennen - British Car Trophy + NSU TT Trophy

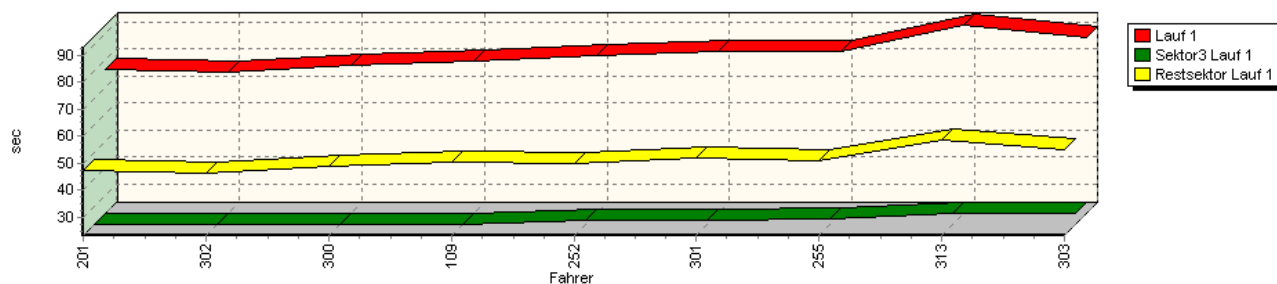
Speed-Diagramm Lauf 1



Sektor-Diagramm (Start) Lauf 1

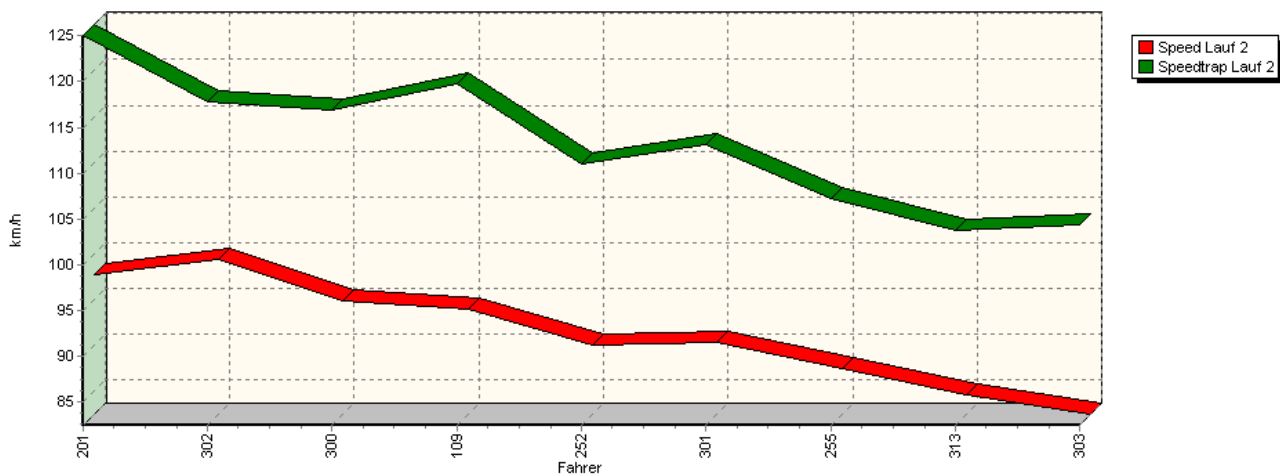


Sektor-Diagramm (Rest) Lauf 1

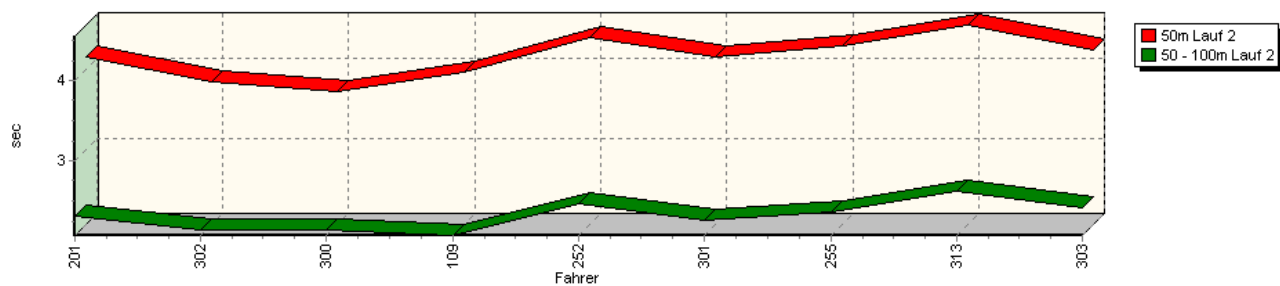


Sektorzeiten & Speeds - Rennen - British Car Trophy + NSU TT Trophy

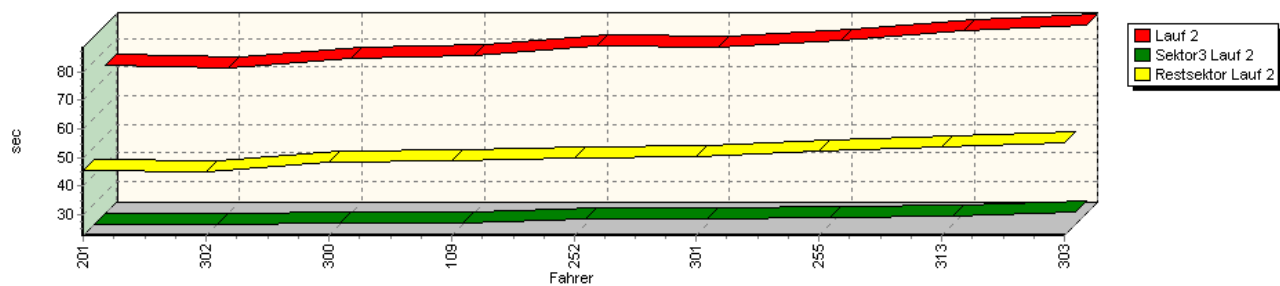
Speed-Diagramm Lauf 2



Sektor-Diagramm (Start) Lauf 2

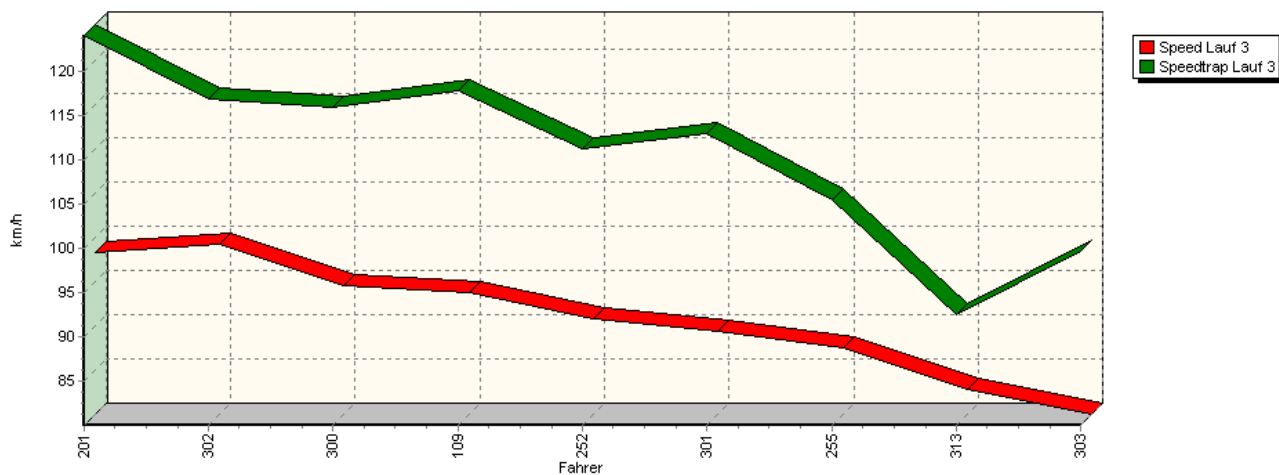


Sektor-Diagramm (Rest) Lauf 2

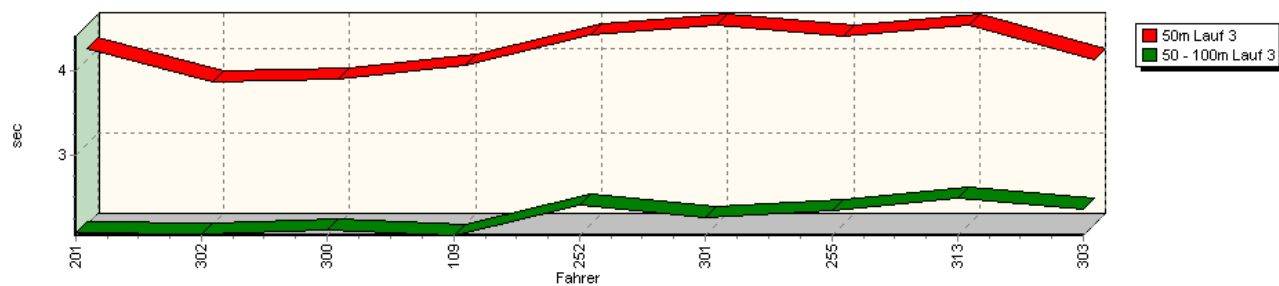


Sektorzeiten & Speeds - Rennen - British Car Trophy + NSU TT Trophy

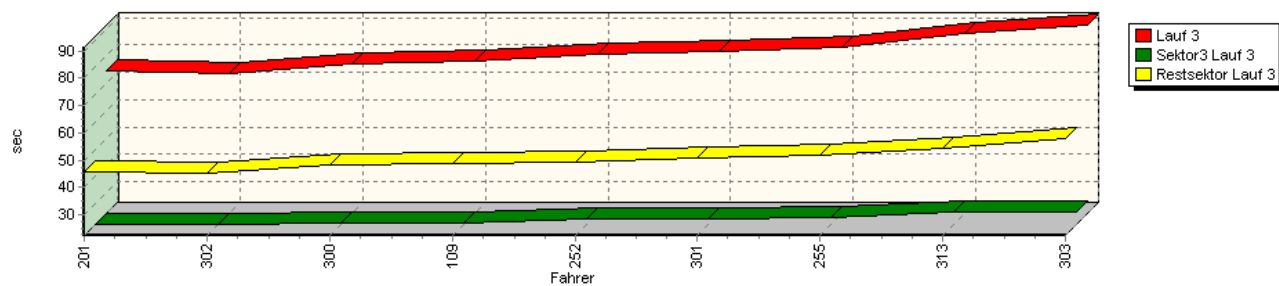
Speed-Diagramm Lauf 3



Sektor-Diagramm (Start) Lauf 3

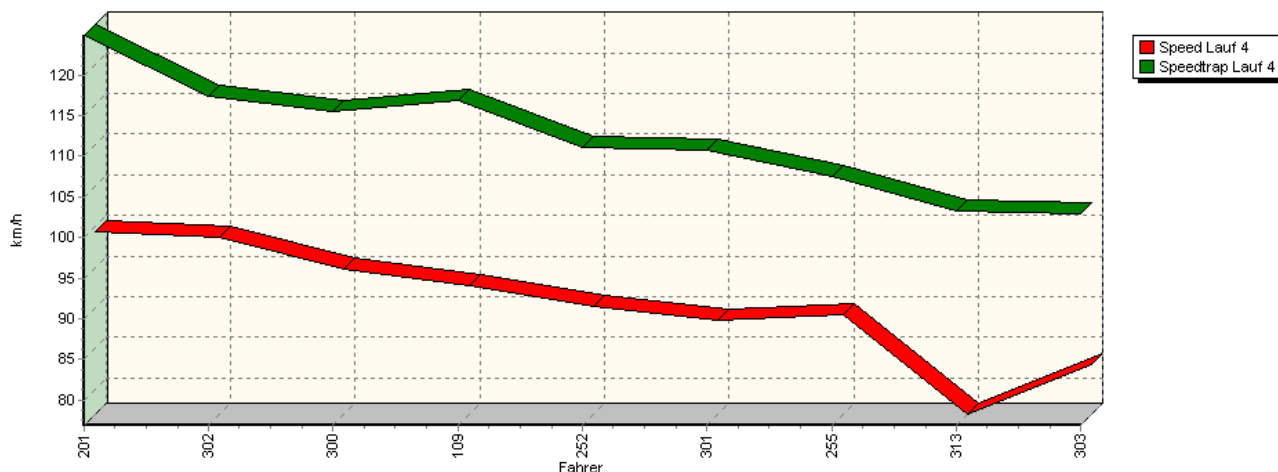


Sektor-Diagramm (Rest) Lauf 3

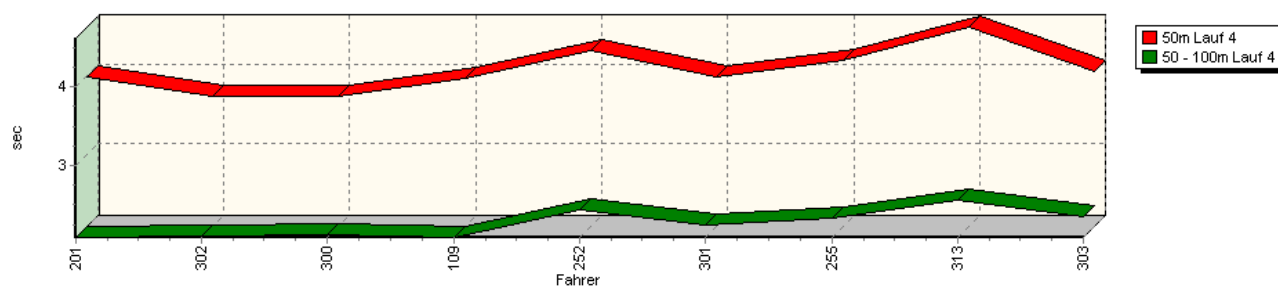


Sektorzeiten & Speeds - Rennen - British Car Trophy + NSU TT Trophy

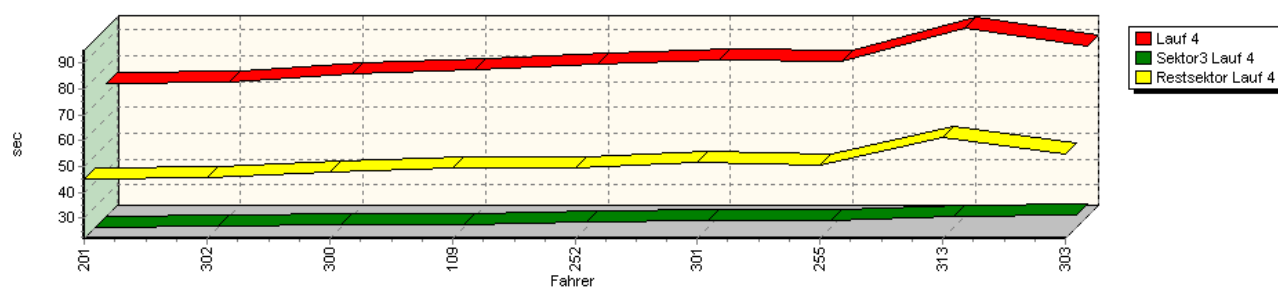
Speed-Diagramm Lauf 4



Sektor-Diagramm (Start) Lauf 4



Sektor-Diagramm (Rest) Lauf 4



Rg.	Nr.	Sektor 1 (50m)	Sektor 2 (50-100m)	Sektor 3	Speed Trap	Sektor 4	Laufzeit	Speed (Lauf)	
1	201	WASSONG Detlev		British Leyland Mini B39					
		Lauf 1:	00:04.256	00:02.142	00:23.185	122,44 km/h	00:47.198	01:16.783	95,18 km/h
		Lauf 2:	00:04.144	00:02.299	00:22.705	125,06 km/h	00:45.637	01:14.787	97,72 km/h
		Lauf 3:	00:04.127	00:02.097	00:22.569	124,12 km/h	00:45.561	01:14.355	98,28 km/h
		Lauf 4:	00:03.979	00:02.096	00:22.235	124,88 km/h	00:45.180	01:13.494	99,44 km/h




41. Osnabrücker ADAC Bergrennen

16. und 17. August 2008

Deutsche Bergmeisterschaft 2008

DMSB Bergpokal für Tourenwagen und Rennsportfahrzeuge

KW Gruppe H Berg-Cup



Sektorzeiten & Speeds - Rennen - British Car Trophy + NSU TT Trophy

Rg.	Nr.		Sektor 1 (50m)	Sektor 2 (50-100m)	Sektor 3	Speed Trap	Sektor 4	Laufzeit	Speed (Lauf)
2	302	HUG Patrik		NSU TT					
		Lauf 1:	00:03.893	00:02.102	00:23.191	115,71 km/h	00:46.250	01:15.438	96,87 km/h
		Lauf 2:	00:03.838	00:02.134	00:22.601	117,74 km/h	00:45.001	01:13.577	99,32 km/h
		Lauf 3:	00:03.745	00:02.085	00:22.402	116,97 km/h	00:45.384	01:13.619	99,27 km/h
		Lauf 4:	00:03.746	00:02.116	00:22.563	117,47 km/h	00:45.627	01:14.053	98,69 km/h
3	300	DAVIDOVIC Jörg		NSU TT					
		Lauf 1:	00:03.923	00:02.140	00:23.305	117,41 km/h	00:48.789	01:18.159	93,50 km/h
		Lauf 2:	00:03.724	00:02.132	00:23.068	116,85 km/h	00:48.208	01:17.134	94,74 km/h
		Lauf 3:	00:03.778	00:02.127	00:23.113	116,01 km/h	00:48.265	01:17.284	94,56 km/h
		Lauf 4:	00:03.739	00:02.125	00:23.293	115,55 km/h	00:48.013	01:17.173	94,70 km/h
4	109	BECKMANN Konrad		Mini Cooper S					
		Lauf 1:	00:04.043	00:02.065	00:23.173	121,21 km/h	00:50.149	01:19.433	92,00 km/h
		Lauf 2:	00:03.966	00:02.060	00:22.884	119,83 km/h	00:48.948	01:17.860	93,86 km/h
		Lauf 3:	00:03.931	00:02.064	00:23.139	117,90 km/h	00:48.768	01:17.904	93,81 km/h
		Lauf 4:	00:03.965	00:02.092	00:23.363	116,89 km/h	00:49.359	01:18.780	92,76 km/h
5	252	KEISELT Stephan		Mini Cooper B39					
		Lauf 1:	00:04.477	00:02.443	00:24.790	111,83 km/h	00:49.938	01:21.650	89,50 km/h
		Lauf 2:	00:04.387	00:02.465	00:24.712	110,95 km/h	00:49.686	01:21.252	89,94 km/h
		Lauf 3:	00:04.292	00:02.424	00:24.375	111,32 km/h	00:49.341	01:20.435	90,86 km/h
		Lauf 4:	00:04.313	00:02.437	00:24.601	111,16 km/h	00:49.622	01:20.974	90,25 km/h
6	301	OESTERBECK Rainer		NSU TT					
		Lauf 1:	00:04.103	00:02.242	00:24.583	112,02 km/h	00:52.151	01:23.081	87,96 km/h
		Lauf 2:	00:04.153	00:02.252	00:24.310	113,05 km/h	00:50.177	01:20.895	90,34 km/h
		Lauf 3:	00:04.396	00:02.280	00:24.477	113,02 km/h	00:50.628	01:21.783	89,36 km/h
		Lauf 4:	00:03.990	00:02.243	00:24.699	110,80 km/h	00:51.674	01:22.609	88,47 km/h
7	255	TEUSCHER Marco		Mini Leyland-Innocenti					
		Lauf 1:	00:04.425	00:02.391	00:25.032	107,41 km/h	00:51.109	01:22.959	88,09 km/h
		Lauf 2:	00:04.283	00:02.361	00:24.826	107,21 km/h	00:52.086	01:23.558	87,46 km/h
		Lauf 3:	00:04.266	00:02.358	00:25.099	105,49 km/h	00:51.699	01:23.424	87,60 km/h
		Lauf 4:	00:04.190	00:02.337	00:24.811	107,60 km/h	00:50.590	01:21.929	89,20 km/h
8	313	GERSDORF Lutz		NSU TT					
		Lauf 1:	00:04.741	00:02.593	00:27.204	94,00 km/h	00:58.421	01:32.961	78,61 km/h
		Lauf 2:	00:04.545	00:02.617	00:25.700	103,77 km/h	00:53.637	01:26.501	84,48 km/h
		Lauf 3:	00:04.404	00:02.510	00:26.787	92,59 km/h	00:54.468	01:28.171	82,88 km/h
		Lauf 4:	00:04.616	00:02.568	00:26.650	103,23 km/h	01:01.201	01:35.036	76,90 km/h
9	303	SCHEFFEL Jürgen		NSU TT					
		Lauf 1:	00:04.059	00:02.377	00:27.084	103,11 km/h	00:54.954	01:28.476	82,60 km/h
		Lauf 2:	00:04.232	00:02.401	00:26.993	104,32 km/h	00:55.047	01:28.675	82,41 km/h
		Lauf 3:	00:03.995	00:02.377	00:27.074	99,75 km/h	00:57.829	01:31.276	80,06 km/h
		Lauf 4:	00:04.048	00:02.354	00:26.893	103,01 km/h	00:54.649	01:27.946	83,10 km/h