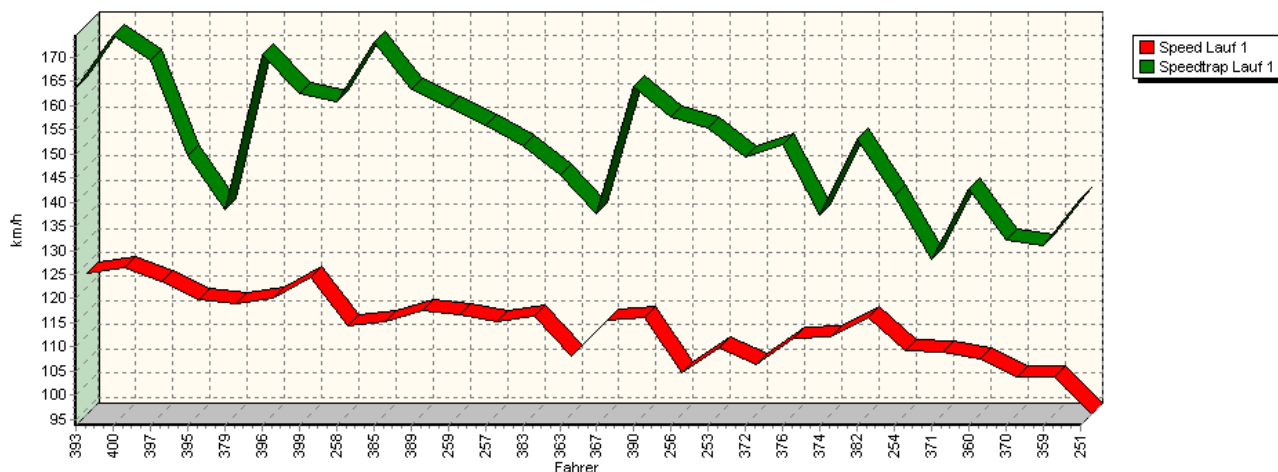
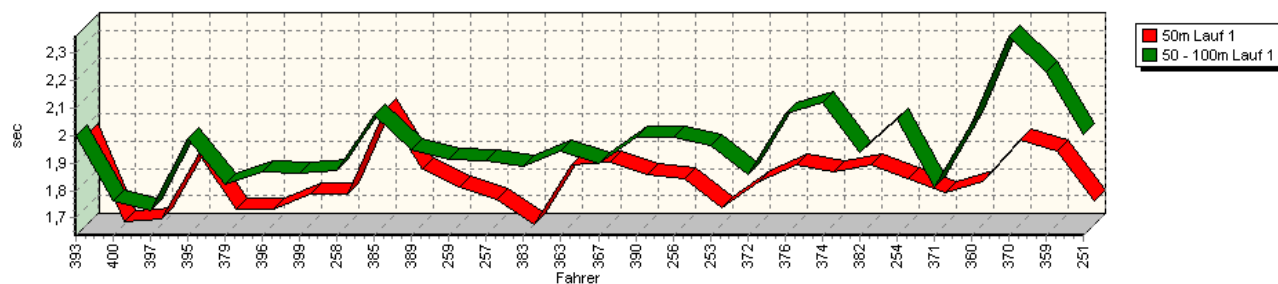


## Sektorzeiten & Speeds - Gruppe H (DMSB,OSK) über 1600 bis 2000 ccm - Klasse 25

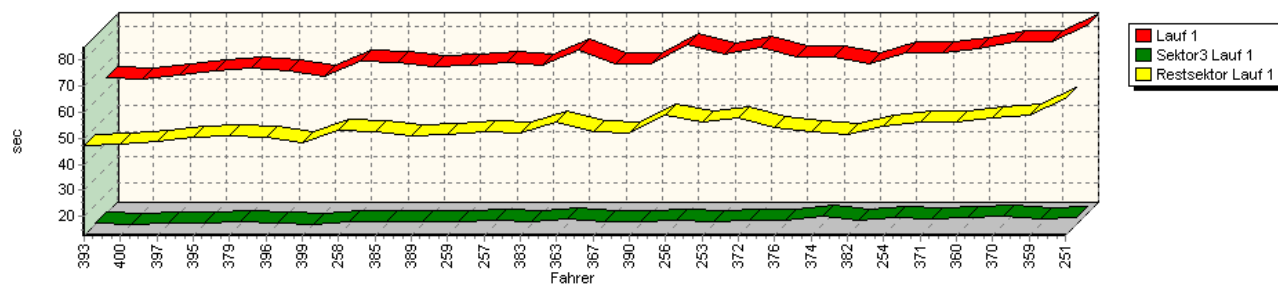
Speed-Diagramm Lauf 1



Sektor-Diagramm (Start) Lauf 1

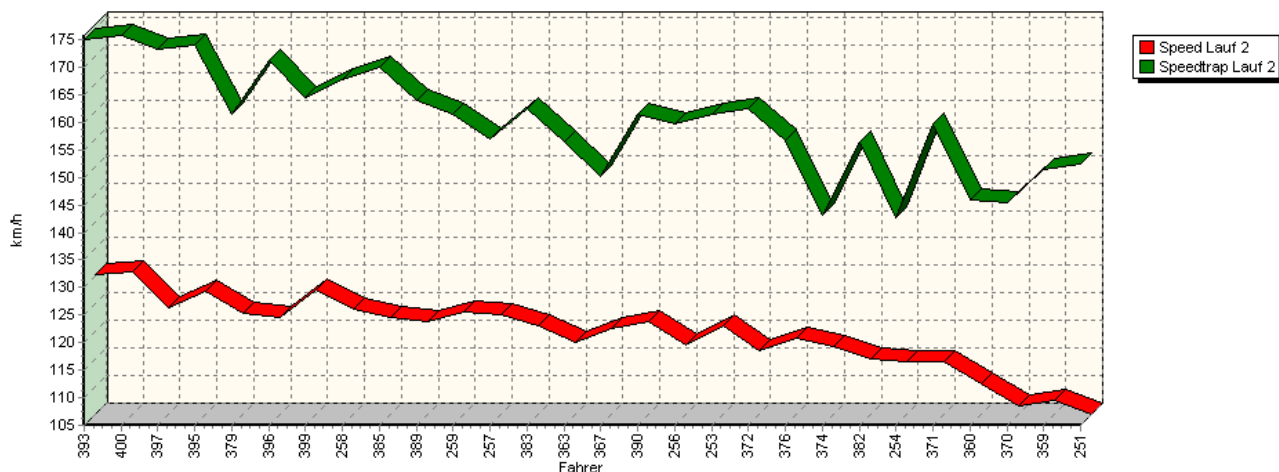


Sektor-Diagramm (Rest) Lauf 1

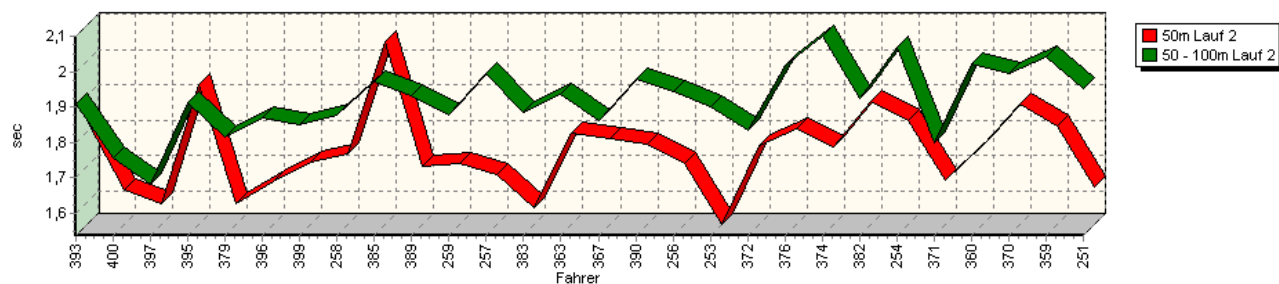


## Sektorzeiten & Speeds - Gruppe H (DMSB,OSK) über 1600 bis 2000 ccm - Klasse 25

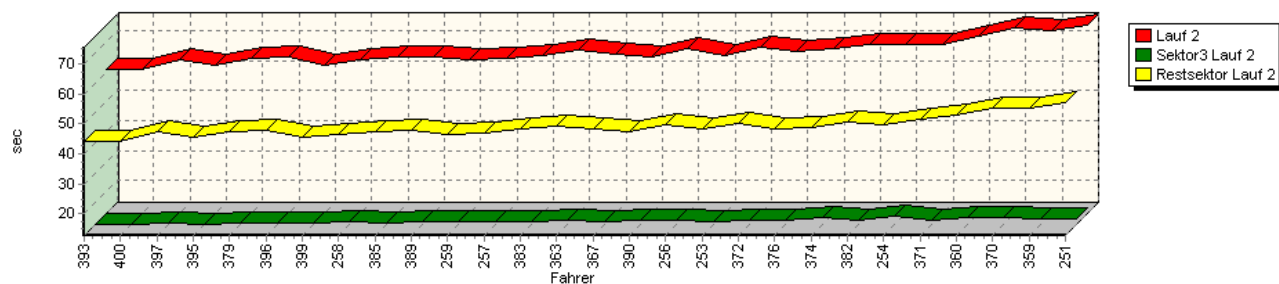
Speed-Diagramm Lauf 2



Sektor-Diagramm (Start) Lauf 2

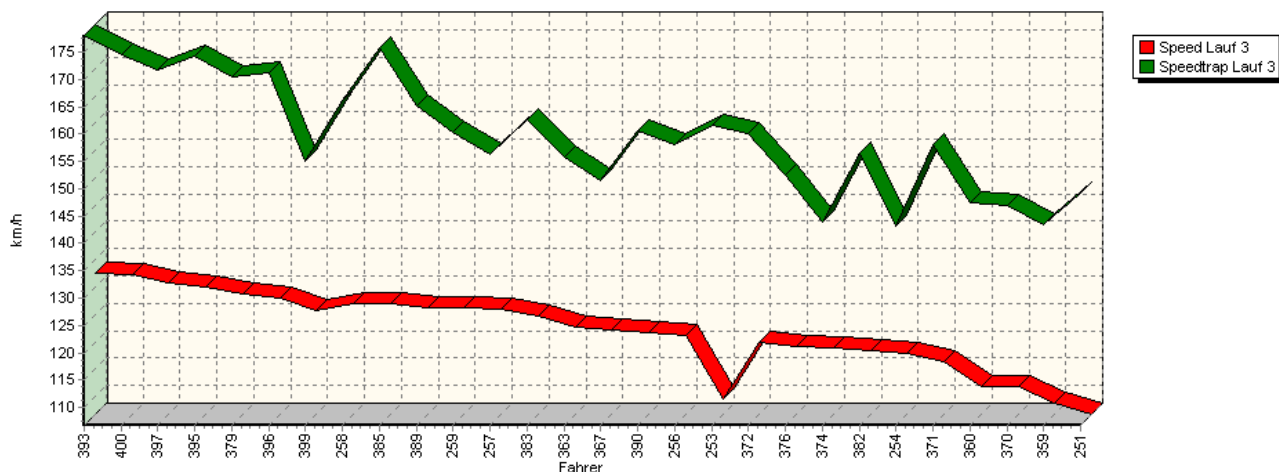


Sektor-Diagramm (Rest) Lauf 2

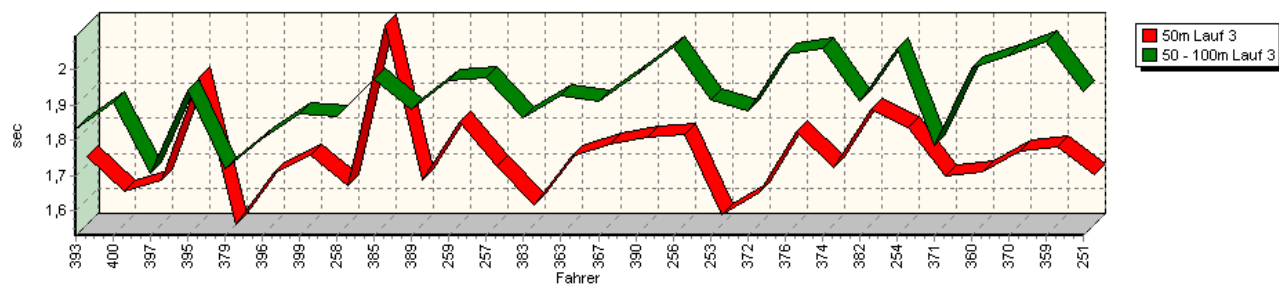


## Sektorzeiten & Speeds - Gruppe H (DMSB,OSK) über 1600 bis 2000 ccm - Klasse 25

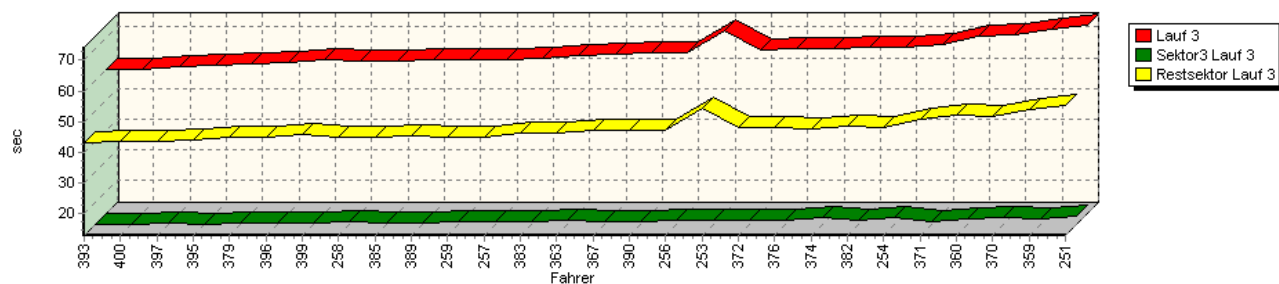
Speed-Diagramm Lauf 3



Sektor-Diagramm (Start) Lauf 3



Sektor-Diagramm (Rest) Lauf 3



Rg.	Nr.	Sektor 1 (15m)	Sektor 2 (15-50m)	Sektor 3	Speed Trap	Sektor 4	Laufzeit	Speed (Lauf)	
1	393	FLATZ Kurt		Opel Vectra STW					
		Lauf 1:	00:01.964	00:01.998	00:13.277	163,67 km/h	00:47.204	01:04.445	122,90 km/h
		Lauf 2:	00:01.831	00:01.908	00:13.011	175,18 km/h	00:44.012	01:00.765	130,34 km/h
		Lauf 3:	00:01.724	00:01.832	00:13.026	178,07 km/h	00:43.138	00:59.722	132,61 km/h

## Sektorzeiten & Speeds - Gruppe H (DMSB,OSK) über 1600 bis 2000 ccm - Klasse 25

Rg.	Nr.		Sektor 1 (15m)	Sektor 2 (15-50m)	Sektor 3	Speed Trap	Sektor 4	Laufzeit	Speed (Lauf)
2	400	<b>HOVEMANN Holger</b>		Opel Risse Kadett 16V					
		Lauf 1:	00:01.646	00:01.761	00:12.934	174,60 km/h	00:47.472	01:03.815	124,11 km/h
		Lauf 2:	00:01.632	00:01.756	00:12.850	175,82 km/h	00:44.343	01:00.583	130,73 km/h
		Lauf 3:	00:01.625	00:01.905	00:12.984	174,49 km/h	00:43.399	00:59.916	132,19 km/h
3	397	<b>PREISSER Dirk</b>		Opel Kadett - Frank 16V					
		Lauf 1:	00:01.656	00:01.727	00:13.361	169,42 km/h	00:48.640	01:05.387	121,12 km/h
		Lauf 2:	00:01.594	00:01.680	00:13.215	173,36 km/h	00:47.252	01:03.742	124,25 km/h
		Lauf 3:	00:01.657	00:01.708	00:13.489	171,80 km/h	00:43.727	01:00.585	130,73 km/h
4	395	<b>MINICHBERGER Mario</b>		VW Scirocco 1600					
		Lauf 1:	00:01.896	00:01.989	00:13.379	149,56 km/h	00:50.091	01:07.357	117,58 km/h
		Lauf 2:	00:01.932	00:01.912	00:12.884	173,95 km/h	00:45.475	01:02.205	127,32 km/h
		Lauf 3:	00:01.947	00:01.941	00:13.077	174,18 km/h	00:44.012	01:00.979	129,88 km/h
5	379	<b>PETTER Richard</b>		BMW 2002 16V					
		Lauf 1:	00:01.694	00:01.825	00:13.770	138,44 km/h	00:50.671	01:07.963	116,54 km/h
		Lauf 2:	00:01.593	00:01.816	00:13.367	161,44 km/h	00:47.438	01:04.217	123,33 km/h
		Lauf 3:	00:01.531	00:01.720	00:13.328	170,48 km/h	00:44.969	01:01.550	128,68 km/h
6	396	<b>GÖSER Günter</b>		Opel Kadett C Coupe 16V					
		Lauf 1:	00:01.690	00:01.867	00:13.438	170,54 km/h	00:50.276	01:07.274	117,73 km/h
		Lauf 2:	00:01.656	00:01.869	00:13.442	171,23 km/h	00:47.717	01:04.687	122,44 km/h
		Lauf 3:	00:01.675	00:01.805	00:13.275	171,15 km/h	00:45.111	01:01.868	128,01 km/h
7	399	<b>WIEBE Björn</b>		Renault Clio Williams 16V BWR					
		Lauf 1:	00:01.749	00:01.863	00:12.882	162,42 km/h	00:48.381	01:04.877	122,08 km/h
		Lauf 2:	00:01.714	00:01.851	00:13.177	164,57 km/h	00:45.363	01:02.107	127,52 km/h
		Lauf 3:	00:01.726	00:01.875	00:13.643	155,02 km/h	00:45.734	01:02.980	125,75 km/h
8	258	<b>FAULHABER Stefan</b>		Opel Risse Kadett C					
		Lauf 1:	00:01.748	00:01.874	00:14.105	160,92 km/h	00:52.948	01:10.678	112,06 km/h
		Lauf 2:	00:01.736	00:01.876	00:13.595	167,72 km/h	00:46.670	01:03.878	123,99 km/h
		Lauf 3:	00:01.642	00:01.868	00:13.691	166,26 km/h	00:45.123	01:02.326	127,07 km/h
9	385	<b>ROTTENBERGER Dieter</b>		BMW 318 iS E 36-Stw					
		Lauf 1:	00:02.056	00:02.073	00:13.705	173,10 km/h	00:52.354	01:10.189	112,84 km/h
		Lauf 2:	00:02.052	00:01.970	00:13.217	170,13 km/h	00:47.443	01:04.685	122,44 km/h
		Lauf 3:	00:02.094	00:01.974	00:13.396	175,88 km/h	00:44.941	01:02.406	126,91 km/h
10	389	<b>WEBER Jens</b>		Opel Kadett C 16V					
		Lauf 1:	00:01.840	00:01.949	00:13.941	163,38 km/h	00:50.947	01:08.678	115,32 km/h
		Lauf 2:	00:01.700	00:01.932	00:13.764	164,13 km/h	00:47.665	01:05.064	121,73 km/h
		Lauf 3:	00:01.658	00:01.886	00:13.614	165,06 km/h	00:45.590	01:02.752	126,21 km/h
11	259	<b>ELLER Hans-Peter</b>		Opel Kadett C Coupé					
		Lauf 1:	00:01.774	00:01.915	00:14.129	159,70 km/h	00:51.386	01:09.206	114,44 km/h
		Lauf 2:	00:01.708	00:01.878	00:13.826	161,46 km/h	00:46.649	01:04.063	123,63 km/h
		Lauf 3:	00:01.819	00:01.969	00:13.909	160,38 km/h	00:45.098	01:02.796	126,12 km/h
12	257	<b>BANZ Urs</b>		Opel Ascona B 8V					
		Lauf 1:	00:01.726	00:01.910	00:14.297	155,93 km/h	00:52.226	01:10.161	112,88 km/h
		Lauf 2:	00:01.678	00:01.994	00:13.954	157,07 km/h	00:46.708	01:04.337	123,10 km/h
		Lauf 3:	00:01.694	00:01.977	00:14.046	156,40 km/h	00:45.127	01:02.846	126,02 km/h
13	383	<b>EHRLE Bernd</b>		Opel Kadett C 8V					
		Lauf 1:	00:01.636	00:01.887	00:13.798	151,70 km/h	00:52.051	01:09.373	114,16 km/h
		Lauf 2:	00:01.584	00:01.883	00:13.636	162,62 km/h	00:48.366	01:05.471	120,97 km/h
		Lauf 3:	00:01.587	00:01.862	00:13.704	162,70 km/h	00:46.368	01:03.524	124,68 km/h



## Sektorzeiten & Speeds - Gruppe H (DMSB,OSK) über 1600 bis 2000 ccm - Klasse 25

Rg.	Nr.		Sektor 1 (15m)	Sektor 2 (15-50m)	Sektor 3	Speed Trap	Sektor 4	Laufzeit	Speed (Lauf)
14	363	<b>PAGANO Sebastiano</b>		Opel Kadett C 8V					
		Lauf 1:	00:01.853	00:01.944	00:14.782	145,59 km/h	00:56.238	01:14.820	105,85 km/h
		Lauf 2:	00:01.796	00:01.937	00:14.271	156,42 km/h	00:49.094	01:07.099	118,03 km/h
		Lauf 3:	00:01.723	00:01.927	00:14.481	155,70 km/h	00:46.382	01:04.515	122,76 km/h
15	367	<b>WIEBE André</b>		Renault Megane Cup APWR					
		Lauf 1:	00:01.862	00:01.901	00:13.909	137,66 km/h	00:52.289	01:09.963	113,20 km/h
		Lauf 2:	00:01.780	00:01.863	00:13.880	150,20 km/h	00:48.232	01:05.757	120,44 km/h
		Lauf 3:	00:01.756	00:01.911	00:13.899	151,44 km/h	00:47.311	01:04.879	122,07 km/h
16	390	<b>FLIK Thomas</b>		Renault Clio 16S Williams					
		Lauf 1:	00:01.819	00:01.993	00:13.976	163,91 km/h	00:51.776	01:09.567	113,85 km/h
		Lauf 2:	00:01.765	00:01.977	00:14.086	161,49 km/h	00:47.262	01:05.091	121,68 km/h
		Lauf 3:	00:01.778	00:01.986	00:14.048	160,51 km/h	00:47.298	01:05.111	121,64 km/h
17	256	<b>WENZEL Uwe</b>		Opel Kadett C Coupé					
		Lauf 1:	00:01.805	00:01.995	00:14.713	157,79 km/h	00:58.827	01:17.342 +15s	102,40 km/h
		Lauf 2:	00:01.709	00:01.944	00:14.205	159,77 km/h	00:49.586	01:07.446	117,43 km/h
		Lauf 3:	00:01.785	00:02.061	00:14.351	158,01 km/h	00:47.137	01:05.336	121,22 km/h
18	253	<b>FAATH Sascha</b>		Opel Kadett C Coupé					
		Lauf 1:	00:01.695	00:01.966	00:13.877	155,39 km/h	00:56.090	01:13.631	107,56 km/h
		Lauf 2:	00:01.536	00:01.902	00:13.613	161,41 km/h	00:48.430	01:05.483	120,95 km/h
		Lauf 3:	00:01.558	00:01.913	00:14.400	161,57 km/h	00:54.504	01:12.377	109,43 km/h
19	372	<b>DANDL Michael</b>		BMW E30 320 iS					
		Lauf 1:	00:01.794	00:01.859	00:14.482	149,41 km/h	00:57.910	01:16.046	104,15 km/h
		Lauf 2:	00:01.758	00:01.832	00:14.112	162,60 km/h	00:50.200	01:07.904	116,64 km/h
		Lauf 3:	00:01.619	00:01.883	00:14.316	160,00 km/h	00:48.186	01:06.006	119,99 km/h
20	376	<b>RYPKA René</b>		Opel Kadett C GT/E 8V					
		Lauf 1:	00:01.855	00:02.079	00:14.412	151,99 km/h	00:53.911	01:12.260	109,61 km/h
		Lauf 2:	00:01.807	00:02.017	00:14.348	156,65 km/h	00:48.482	01:06.657	118,82 km/h
		Lauf 3:	00:01.792	00:02.042	00:14.542	152,40 km/h	00:48.041	01:06.418	119,24 km/h
21	374	<b>HATEZIC Johann</b>		Opel Ascona B 8V					
		Lauf 1:	00:01.826	00:02.122	00:15.825	137,45 km/h	00:52.413	01:12.189	109,71 km/h
		Lauf 2:	00:01.756	00:02.100	00:15.054	143,23 km/h	00:48.639	01:07.550	117,25 km/h
		Lauf 3:	00:01.691	00:02.057	00:15.131	143,96 km/h	00:47.744	01:06.626	118,87 km/h
22	382	<b>PETER Guido</b>		VW Golf I 17 8V					
		Lauf 1:	00:01.851	00:01.940	00:14.522	153,05 km/h	00:51.349	01:09.664	113,69 km/h
		Lauf 2:	00:01.883	00:01.925	00:14.401	156,57 km/h	00:50.659	01:08.870	115,00 km/h
		Lauf 3:	00:01.856	00:01.911	00:14.367	156,69 km/h	00:48.750	01:06.887	118,41 km/h
23	254	<b>SCHILL Sven</b>		Opel Kadett C					
		Lauf 1:	00:01.801	00:02.061	00:15.640	141,26 km/h	00:54.484	01:13.988	107,04 km/h
		Lauf 2:	00:01.830	00:02.068	00:15.424	142,58 km/h	00:49.774	01:09.098	114,62 km/h
		Lauf 3:	00:01.804	00:02.059	00:15.257	143,06 km/h	00:48.034	01:07.156	117,93 km/h
24	371	<b>BEHR Martin</b>		BMW 2002					
		Lauf 1:	00:01.752	00:01.811	00:14.787	128,00 km/h	00:55.845	01:14.196	106,74 km/h
		Lauf 2:	00:01.660	00:01.800	00:14.143	159,85 km/h	00:51.524	01:09.128	114,57 km/h
		Lauf 3:	00:01.666	00:01.784	00:13.867	158,20 km/h	00:50.769	01:08.088	116,32 km/h
25	360	<b>LANG Bernhard</b>		Ford Escort RS2000 MKII					
		Lauf 1:	00:01.795	00:02.045	00:15.330	142,89 km/h	00:56.164	01:15.337	105,13 km/h
		Lauf 2:	00:01.760	00:02.023	00:15.069	145,94 km/h	00:52.873	01:11.726	110,42 km/h
		Lauf 3:	00:01.681	00:02.003	00:14.990	147,58 km/h	00:52.156	01:10.832	111,81 km/h

## Sektorzeiten & Speeds - Gruppe H (DMSB,OSK) über 1600 bis 2000 ccm - Klasse 25

Rg.	Nr.		Sektor 1 (15m)	Sektor 2 (15-50m)	Sektor 3	Speed Trap	Sektor 4	Laufzeit	Speed (Lauf)
26	370	<b>EHRET Christian</b>		Opel Ascona B					
		Lauf 1:	00:01.946	00:02.363	00:15.998	132,17 km/h	00:57.685	01:17.994	101,55 km/h
		Lauf 2:	00:01.878	00:01.995	00:15.174	145,54 km/h	00:55.282	01:14.332	106,55 km/h
		Lauf 3:	00:01.740	00:02.041	00:15.288	146,91 km/h	00:51.767	01:10.838	111,80 km/h
27	359	<b>FRIESINGER Christian</b>		Renault Clio					
		Lauf 1:	00:01.902	00:02.234	00:15.140	130,89 km/h	00:58.754	01:18.033	101,50 km/h
		Lauf 2:	00:01.816	00:02.042	00:14.630	151,44 km/h	00:55.282	01:13.773	107,36 km/h
		Lauf 3:	00:01.748	00:02.079	00:14.907	143,41 km/h	00:54.174	01:12.909	108,63 km/h
28	251	<b>BUSER Lis</b>		Opel Kadett C					
		Lauf 1:	00:01.723	00:02.006	00:15.756	140,62 km/h	01:05.025	01:24.510	93,72 km/h
		Lauf 2:	00:01.640	00:01.953	00:14.846	152,40 km/h	00:57.014	01:15.455	104,96 km/h
		Lauf 3:	00:01.672	00:01.936	00:15.461	149,17 km/h	00:55.139	01:14.210	106,72 km/h