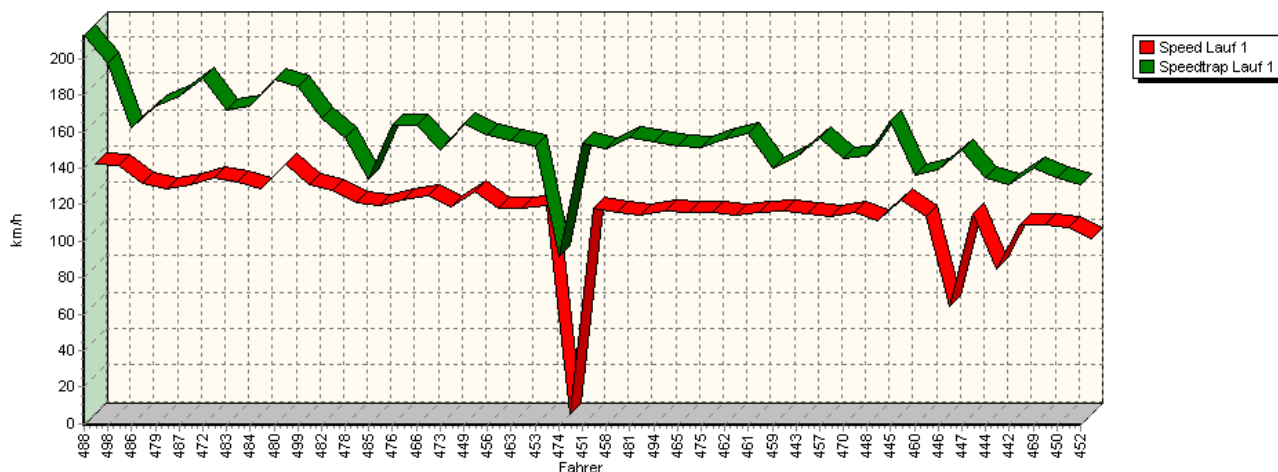
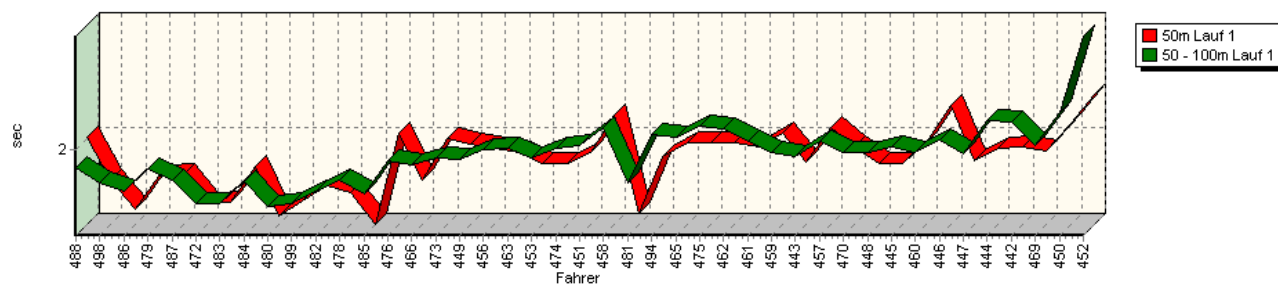


Sektorzeiten & Speeds - Gruppe E1

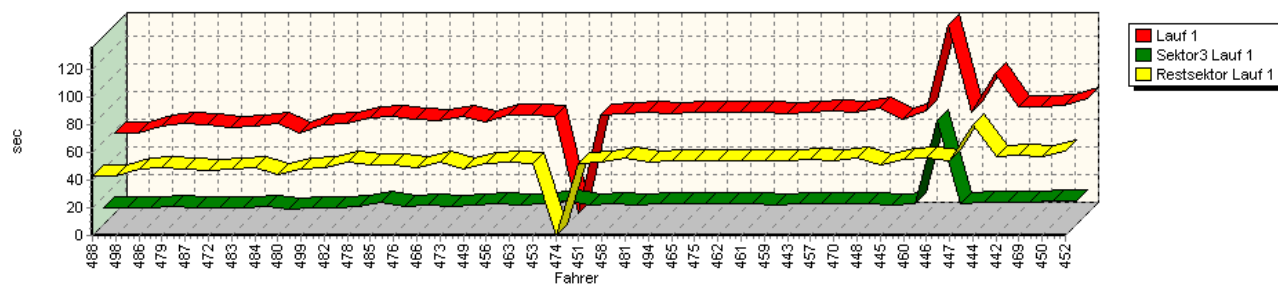
Speed-Diagramm Lauf 1



Sektor-Diagramm (Start) Lauf 1

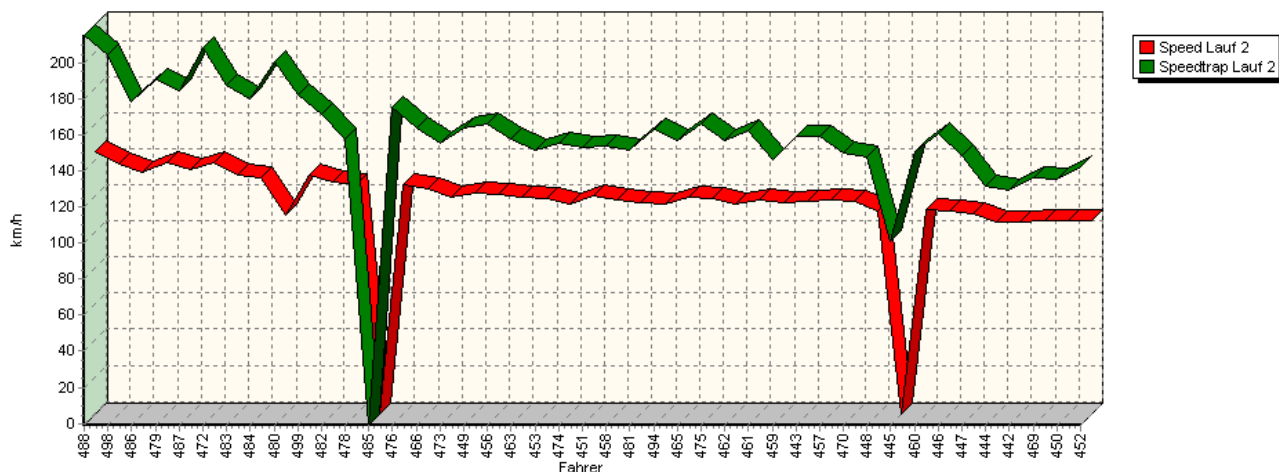


Sektor-Diagramm (Rest) Lauf 1

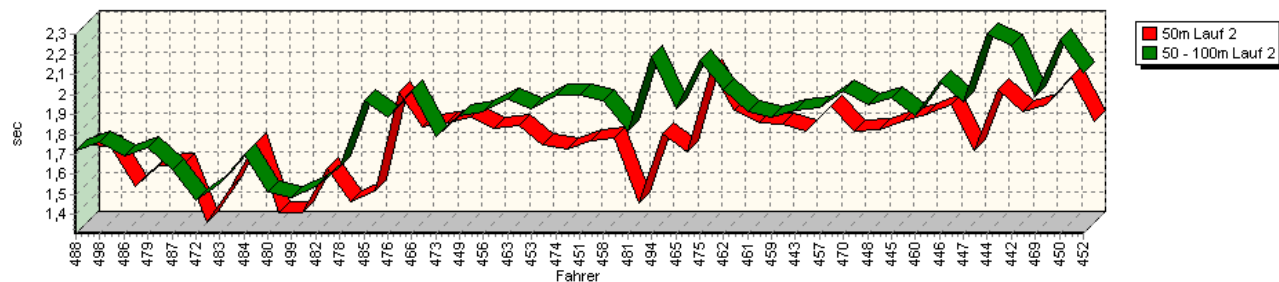


Sektorzeiten & Speeds - Gruppe E1

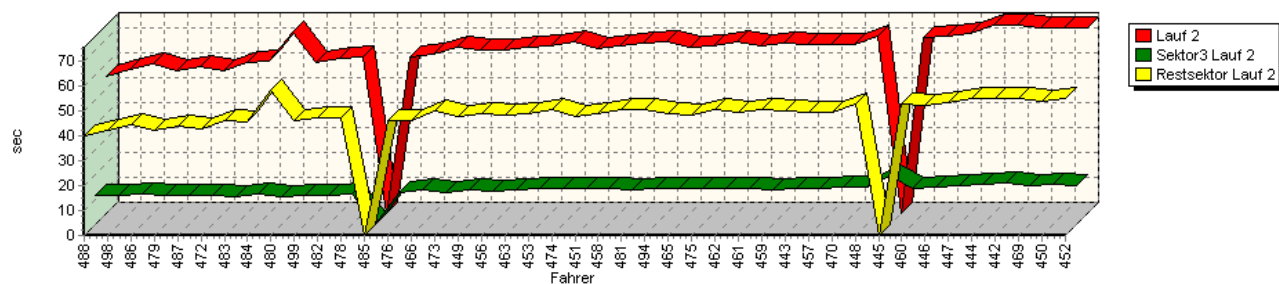
Speed-Diagramm Lauf 2



Sektor-Diagramm (Start) Lauf 2

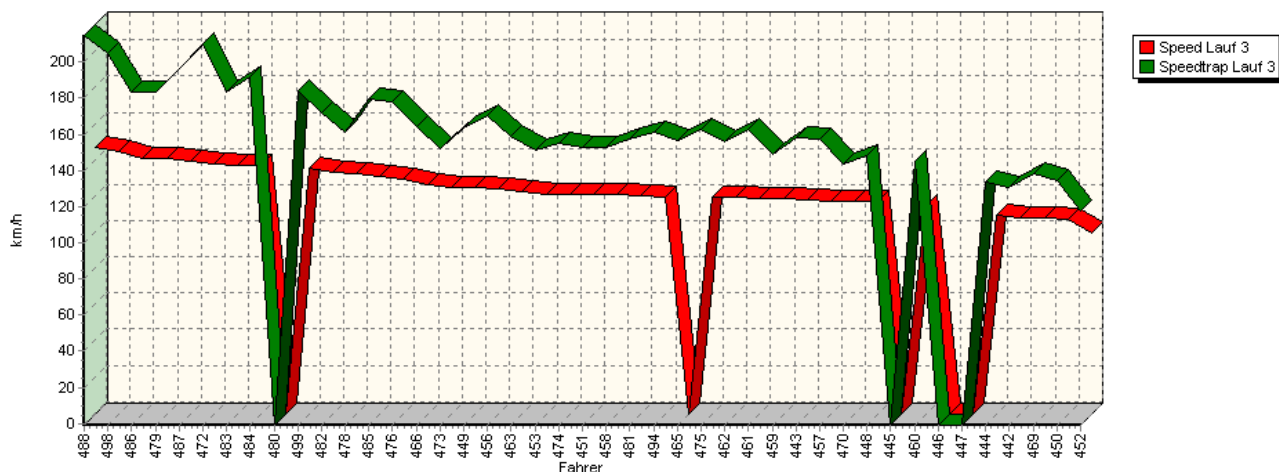


Sektor-Diagramm (Rest) Lauf 2

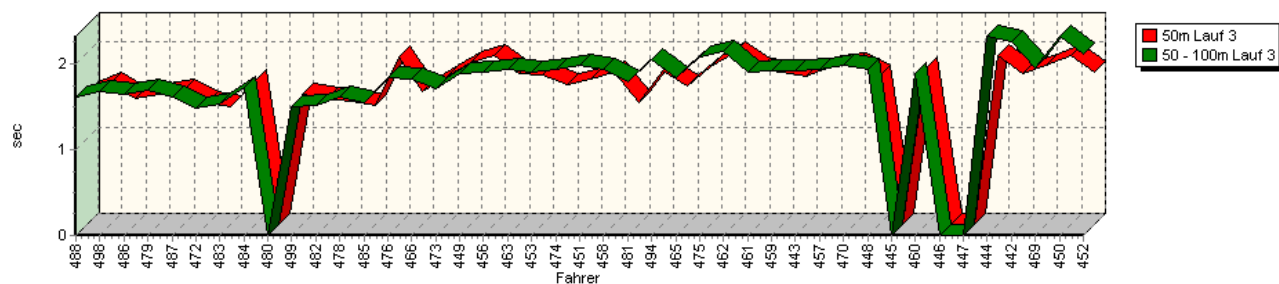


Sektorzeiten & Speeds - Gruppe E1

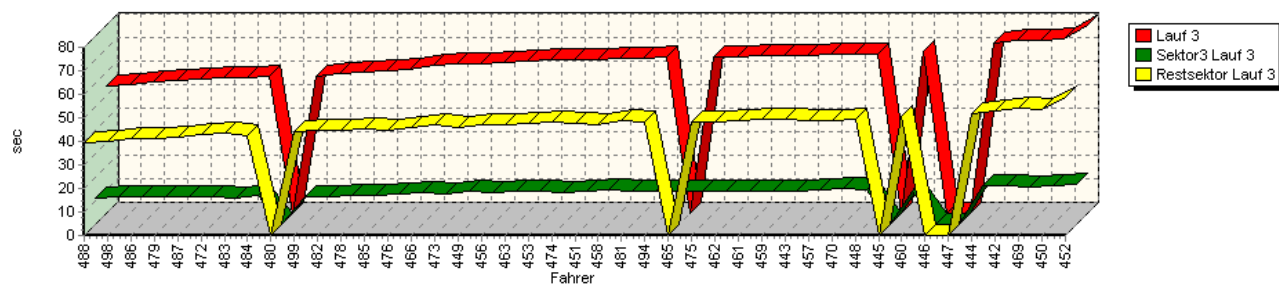
Speed-Diagramm Lauf 3



Sektor-Diagramm (Start) Lauf 3



Sektor-Diagramm (Rest) Lauf 3



Rg.	Nr.	Sektor 1 (15m)	Sektor 2 (15-50m)	Sektor 3	Speed Trap	Sektor 4	Laufzeit	Speed (Lauf)	
1	488	PLASA Georg		BMW 320 V8 Judd					
		Lauf 1:	00:02.008	00:01.857	00:11.905	212,81 km/h	00:42.440	00:58.213	136,05 km/h
		Lauf 2:	00:01.696	00:01.721	00:11.526	215,02 km/h	00:39.790	00:54.735	144,70 km/h
		Lauf 3:	00:01.532	00:01.622	00:11.466	214,78 km/h	00:39.378	00:54.000	146,67 km/h

Sektorzeiten & Speeds - Gruppe E1

Rg.	Nr.		Sektor 1 (15m)	Sektor 2 (15-50m)	Sektor 3	Speed Trap	Sektor 4	Laufzeit	Speed (Lauf)
2	498	BRENNER Norbert	Opel Astra V8						
		Lauf 1:	00:01.661	00:01.733	00:11.762	197,96 km/h	00:43.179	00:58.338	135,76 km/h
		Lauf 2:	00:01.689	00:01.765	00:11.600	204,49 km/h	00:42.365	00:57.421	137,93 km/h
		Lauf 3:	00:01.647	00:01.682	00:11.649	204,58 km/h	00:39.941	00:54.921	144,21 km/h
3	486	PREGARTNER Herbert	Porsche 911 Turbo						
		Lauf 1:	00:01.421	00:01.658	00:12.071	161,81 km/h	00:47.831	01:02.983	125,75 km/h
		Lauf 2:	00:01.484	00:01.694	00:12.183	178,36 km/h	00:44.230	00:59.594	132,90 km/h
		Lauf 3:	00:01.465	00:01.645	00:11.653	183,27 km/h	00:41.489	00:56.255	140,79 km/h
4	479	TERLER Walter	Opel Astra V8 DTM						
		Lauf 1:	00:01.693	00:01.838	00:12.471	174,42 km/h	00:48.435	01:04.441	122,90 km/h
		Lauf 2:	00:01.590	00:01.731	00:11.751	190,23 km/h	00:42.005	00:57.079	138,76 km/h
		Lauf 3:	00:01.518	00:01.701	00:11.826	183,53 km/h	00:41.323	00:56.369	140,50 km/h
5	487	MICHL Dan	Opel Michl 0804						
		Lauf 1:	00:01.703	00:01.753	00:12.137	179,78 km/h	00:47.927	01:03.522	124,68 km/h
		Lauf 2:	00:01.596	00:01.627	00:11.904	184,37 km/h	00:43.699	00:58.828	134,63 km/h
		Lauf 3:	00:01.562	00:01.609	00:11.861	196,43 km/h	00:41.913	00:56.947	139,08 km/h
6	472	GABAT Andreas	Ford Gabat Cosworth						
		Lauf 1:	00:01.470	00:01.555	00:11.978	189,19 km/h	00:46.612	01:01.618	128,53 km/h
		Lauf 2:	00:01.306	00:01.475	00:11.414	208,14 km/h	00:42.869	00:57.066	138,79 km/h
		Lauf 3:	00:01.423	00:01.482	00:11.561	209,92 km/h	00:43.230	00:57.698	137,27 km/h
7	483	PAILER Felix	Lancia Delta Integrale 16V						
		Lauf 1:	00:01.473	00:01.562	00:11.725	172,17 km/h	00:47.832	01:02.593	126,53 km/h
		Lauf 2:	00:01.481	00:01.556	00:11.321	187,30 km/h	00:45.821	01:00.181	131,60 km/h
		Lauf 3:	00:01.378	00:01.541	00:11.357	183,42 km/h	00:43.564	00:57.842	136,93 km/h
8	484	KASPAREK Milan	Audi TT DTM-R						
		Lauf 1:	00:01.779	00:01.737	00:12.592	174,29 km/h	00:48.543	01:04.653	122,50 km/h
		Lauf 2:	00:01.697	00:01.700	00:12.373	180,14 km/h	00:45.244	01:01.017	129,80 km/h
		Lauf 3:	00:01.685	00:01.725	00:12.357	192,19 km/h	00:42.301	00:58.070	136,39 km/h
9	480	ZARDO Denni	Lancia Delta Proto						
		Lauf 1:	00:01.362	00:01.539	00:11.408	188,17 km/h	00:43.850	00:58.161	136,17 km/h
		Lauf 2:	00:01.357	00:01.516	00:11.190	200,12 km/h	00:58.355	01:12.420 +15s	109,36 km/h
		Lauf 3:	*	*	*	* km/h	*	*	* km/h
10	499	HANDA Norbert	Lancia Delta Integrale EVO 3						
		Lauf 1:	00:01.485	00:01.555	00:12.360	184,41 km/h	00:48.151	01:03.554	124,62 km/h
		Lauf 2:	00:01.355	00:01.483	00:11.519	181,73 km/h	00:45.784	01:00.143	131,69 km/h
		Lauf 3:	00:01.522	00:01.498	00:11.531	184,49 km/h	00:44.019	00:58.572	135,22 km/h
11	482	MOLINARO Eugenio	Alfa Romeo 155						
		Lauf 1:	00:01.610	00:01.657	00:12.363	167,18 km/h	00:49.313	01:04.944	121,95 km/h
		Lauf 2:	00:01.573	00:01.540	00:11.883	170,98 km/h	00:46.941	01:01.939	127,87 km/h
		Lauf 3:	00:01.475	00:01.516	00:11.667	172,08 km/h	00:44.939	00:59.599	132,89 km/h
12	478	JELINEK Michael	Subaru Impreza-WRX GT						
		Lauf 1:	00:01.558	00:01.750	00:12.794	156,61 km/h	00:52.908	01:09.013	114,76 km/h
		Lauf 2:	00:01.411	00:01.641	00:12.423	157,34 km/h	00:47.140	01:02.616	126,49 km/h
		Lauf 3:	00:01.436	00:01.611	00:12.214	161,36 km/h	00:44.758	01:00.020	131,95 km/h
13	485	IANNIELLO Bruno	Lancia Delta S4						
		Lauf 1:	00:01.296	00:01.638	00:16.434	134,07 km/h	00:50.593	01:09.962 +15s	113,20 km/h
		Lauf 2:	00:01.465	00:01.972	*	* km/h	*	A	* km/h
		Lauf 3:	00:01.395	00:01.558	00:12.270	179,71 km/h	00:45.548	01:00.773	130,32 km/h

Sektorzeiten & Speeds - Gruppe E1

Rg.	Nr.		Sektor 1 (15m)	Sektor 2 (15-50m)	Sektor 3	Speed Trap	Sektor 4	Laufzeit	Speed (Lauf)
14	476	NEFF Frédéric		BMW E30					
		Lauf 1:	00:02.041	00:01.913	00:13.288	163,69 km/h	00:50.843	01:08.085	116,32 km/h
		Lauf 2:	00:01.953	00:01.885	00:12.989	175,11 km/h	00:45.972	01:02.801	126,11 km/h
		Lauf 3:	00:01.957	00:01.849	00:12.916	177,85 km/h	00:44.694	01:01.418	128,95 km/h
15	466	GLAB Stefan		Ford Escort RX 2000 16V					
		Lauf 1:	00:01.655	00:01.876	00:14.001	163,76 km/h	00:49.320	01:06.854	118,47 km/h
		Lauf 2:	00:01.784	00:02.019	00:13.805	163,32 km/h	00:46.185	01:03.794	124,15 km/h
		Lauf 3:	00:01.554	00:01.822	00:13.720	164,02 km/h	00:45.837	01:02.935	125,84 km/h
16	473	TRAINTINGER Gottfried		Opel Kadett C Coupé GT/E					
		Lauf 1:	00:02.005	00:01.938	00:13.242	149,69 km/h	00:52.948	01:10.135	112,92 km/h
		Lauf 2:	00:01.803	00:01.790	00:12.860	155,14 km/h	00:49.781	01:06.236	119,57 km/h
		Lauf 3:	00:01.725	00:01.721	00:13.118	152,39 km/h	00:47.023	01:03.588	124,55 km/h
17	449	BÜRKI Martin		MB Polo					
		Lauf 1:	00:01.954	00:01.916	00:13.836	164,54 km/h	00:47.893	01:05.601	120,73 km/h
		Lauf 2:	00:01.830	00:01.890	00:13.705	163,76 km/h	00:47.779	01:05.205	121,46 km/h
		Lauf 3:	00:01.891	00:01.889	00:13.893	163,26 km/h	00:46.103	01:03.778	124,18 km/h
18	456	PISANO Egidio		Spiess Golf 16V					
		Lauf 1:	00:01.923	00:02.005	00:14.971	158,28 km/h	00:51.664	01:10.564	112,24 km/h
		Lauf 2:	00:01.774	00:01.911	00:13.364	165,72 km/h	00:48.570	01:05.621	120,69 km/h
		Lauf 3:	00:01.967	00:01.913	00:13.365	170,38 km/h	00:46.909	01:04.157	123,45 km/h
19	463	FARINE Benoit		VW Golf II 16V					
		Lauf 1:	00:01.885	00:02.007	00:14.320	155,55 km/h	00:52.636	01:10.850	111,79 km/h
		Lauf 2:	00:01.793	00:01.973	00:14.092	157,81 km/h	00:48.442	01:06.303	119,45 km/h
		Lauf 3:	00:01.755	00:01.935	00:14.105	158,56 km/h	00:47.187	01:04.983	121,88 km/h
20	453	ROIDER Franz		Ford Fiesta RS					
		Lauf 1:	00:01.796	00:01.927	00:14.550	151,98 km/h	00:51.559	01:09.835	113,41 km/h
		Lauf 2:	00:01.693	00:01.931	00:14.299	151,49 km/h	00:48.964	01:06.889	118,40 km/h
		Lauf 3:	00:01.740	00:01.905	00:14.373	151,30 km/h	00:47.495	01:05.515	120,89 km/h
21	474	PERMETINGER Bernhard		BMW M3 E30					
		Lauf 1:	00:01.793	00:02.009	00:17.094	91,50 km/h	*	A	* km/h
		Lauf 2:	00:01.675	00:02.000	00:14.513	155,46 km/h	00:50.439	01:08.628	115,40 km/h
		Lauf 3:	00:01.640	00:01.945	00:13.729	154,74 km/h	00:48.228	01:05.543	120,84 km/h
22	451	STRASSER Norbert		Toyota Corolla AE 86					
		Lauf 1:	00:01.888	00:02.032	00:14.432	153,64 km/h	00:52.195	01:10.550	112,26 km/h
		Lauf 2:	00:01.716	00:02.000	00:14.504	153,27 km/h	00:47.806	01:06.029	119,95 km/h
		Lauf 3:	00:01.702	00:01.988	00:14.272	153,06 km/h	00:47.599	01:05.563	120,80 km/h
23	458	REIN Richard		Ford Capri					
		Lauf 1:	00:02.193	00:02.183	00:15.085	150,51 km/h	00:52.656	01:12.119	109,82 km/h
		Lauf 2:	00:01.725	00:01.969	00:14.667	153,57 km/h	00:48.798	01:07.160	117,93 km/h
		Lauf 3:	00:01.776	00:01.940	00:14.669	153,02 km/h	00:47.358	01:05.745	120,47 km/h
24	481	REINDL Philipp		Lancia Delta Integrale 16V					
		Lauf 1:	00:01.384	00:01.732	00:13.861	156,58 km/h	00:55.984	01:12.963	108,55 km/h
		Lauf 2:	00:01.406	00:01.820	00:14.122	151,21 km/h	00:50.649	01:08.000	116,47 km/h
		Lauf 3:	00:01.420	00:01.799	00:13.929	157,02 km/h	00:48.976	01:06.125	119,77 km/h
25	494	RÖCK Sabine		VW Golf I Turbo					
		Lauf 1:	00:01.850	00:02.127	00:14.506	154,52 km/h	00:53.040	01:11.524	110,73 km/h
		Lauf 2:	00:01.749	00:02.187	00:14.135	162,62 km/h	00:50.571	01:08.645	115,38 km/h
		Lauf 3:	00:01.799	00:02.049	00:13.989	161,49 km/h	00:48.441	01:06.280	119,49 km/h

Sektorzeiten & Speeds - Gruppe E1

Rg.	Nr.		Sektor 1 (15m)	Sektor 2 (15-50m)	Sektor 3	Speed Trap	Sektor 4	Laufzeit	Speed (Lauf)
26	465	ROTHENBERGER Sandro	Opel Kadett C VTEC						
		Lauf 1:	00:01.972	00:02.101	00:14.851	152,09 km/h	00:53.482	01:12.408	109,38 km/h
		Lauf 2:	00:01.657	00:01.931	00:14.175	156,73 km/h	00:48.592	01:06.355	119,36 km/h
		Lauf 3:	00:01.610	00:01.842	00:14.208	156,99 km/h	*	A	* km/h
27	475	NEUHAUSER Michael	BMW M3 E30						
		Lauf 1:	00:01.972	00:02.194	00:14.777	151,52 km/h	00:53.377	01:12.321	109,51 km/h
		Lauf 2:	00:02.065	00:02.167	00:14.463	166,09 km/h	00:48.351	01:07.047	118,13 km/h
		Lauf 3:	00:01.849	00:02.091	00:14.413	162,94 km/h	00:48.278	01:06.632	118,86 km/h
28	462	ENDRESS Michael	Audi 80 Coupé						
		Lauf 1:	00:01.963	00:02.174	00:14.889	155,71 km/h	00:54.218	01:13.246	108,13 km/h
		Lauf 2:	00:01.863	00:02.025	00:14.187	156,60 km/h	00:50.359	01:08.436	115,73 km/h
		Lauf 3:	00:01.997	00:02.149	00:14.189	155,50 km/h	00:48.353	01:06.691	118,76 km/h
29	461	BIGLER Eric	Renault Clio RS						
		Lauf 1:	00:01.932	00:02.068	00:14.862	158,83 km/h	00:53.466	01:12.330	109,50 km/h
		Lauf 2:	00:01.804	00:01.915	00:14.244	162,03 km/h	00:49.282	01:07.247	117,78 km/h
		Lauf 3:	00:01.812	00:01.910	00:14.223	163,10 km/h	00:48.942	01:06.888	118,41 km/h
30	459	SCHWAB Günther	Renault Clio RS Cup						
		Lauf 1:	00:02.049	00:01.980	00:14.288	140,20 km/h	00:53.486	01:11.804	110,30 km/h
		Lauf 2:	00:01.797	00:01.884	00:13.967	145,80 km/h	00:50.596	01:08.246	116,05 km/h
		Lauf 3:	00:01.770	00:01.919	00:14.062	149,06 km/h	00:49.274	01:07.028	118,16 km/h
31	443	SCHEPPACH Georg	Suzuki Swift RSS						
		Lauf 1:	00:01.802	00:01.946	00:14.693	145,78 km/h	00:54.076	01:12.518	109,21 km/h
		Lauf 2:	00:01.762	00:01.918	00:14.309	159,07 km/h	00:49.875	01:07.866	116,70 km/h
		Lauf 3:	00:01.732	00:01.923	00:14.086	158,38 km/h	00:49.517	01:07.260	117,75 km/h
32	457	SPIESS Erwin	Renault Clio RS						
		Lauf 1:	00:02.091	00:02.068	00:15.331	157,07 km/h	00:54.442	01:13.934	107,12 km/h
		Lauf 2:	00:01.889	00:01.938	00:14.142	159,45 km/h	00:49.469	01:07.441	117,44 km/h
		Lauf 3:	00:01.849	00:01.936	00:14.731	157,43 km/h	00:49.110	01:07.628	117,11 km/h
33	470	KIESER Werner	Ford Escort RS 2000						
		Lauf 1:	00:01.931	00:01.981	00:14.899	145,18 km/h	00:53.550	01:12.362	109,45 km/h
		Lauf 2:	00:01.759	00:02.020	00:14.854	149,78 km/h	00:49.164	01:07.799	116,81 km/h
		Lauf 3:	00:01.867	00:01.988	00:15.233	143,34 km/h	00:48.713	01:07.804	116,81 km/h
34	448	LATTNER Andreas	Suzuki Swift GTI						
		Lauf 1:	00:01.796	00:01.980	00:15.203	146,61 km/h	00:56.345	01:15.325	105,14 km/h
		Lauf 2:	00:01.768	00:01.951	00:14.771	147,43 km/h	00:52.491	01:10.983	111,58 km/h
		Lauf 3:	00:01.725	00:01.945	00:14.769	148,54 km/h	00:49.503	01:07.944	116,57 km/h
35	445	KAMM Edy	VW Polo Coupé						
		Lauf 1:	00:01.796	00:02.019	00:13.794	166,13 km/h	00:50.435	01:08.046	116,39 km/h
		Lauf 2:	00:01.808	00:01.985	00:19.345	100,82 km/h	*	A	* km/h
		Lauf 3:	*	*	*	* km/h	*	*	* km/h
36	460	JUD Werner	VW Golf II 16V						
		Lauf 1:	00:01.968	00:01.983	00:14.820	136,28 km/h	00:54.929	01:13.703	107,46 km/h
		Lauf 2:	00:01.842	00:01.895	00:14.306	150,51 km/h	00:52.367	01:10.411	112,48 km/h
		Lauf 3:	00:01.832	00:01.888	00:14.419	145,25 km/h	00:50.905	01:09.046	114,71 km/h
37	446	KASPAREK Thomas	Skoda Fabia						
		Lauf 1:	00:02.268	00:02.078	01:15.242	138,94 km/h	00:56.059	02:15.648	58,39 km/h
		Lauf 2:	00:01.895	00:02.066	00:14.696	160,42 km/h	00:52.263	01:10.921	111,67 km/h
		Lauf 3:	*	*	*	* km/h	*	*	* km/h

Sektorzeiten & Speeds - Gruppe E1

Rg.	Nr.		Sektor 1 (15m)	Sektor 2 (15-50m)	Sektor 3	Speed Trap	Sektor 4	Laufzeit	Speed (Lauf)
38	447	THALMAYR Hans		Puch 650 TR II					
		Lauf 1:	00:01.823	00:01.972	00:14.986	149,90 km/h	00:53.678	01:12.461	109,30 km/h
		Lauf 2:	00:01.666	00:01.959	00:15.260	148,58 km/h	00:53.129	01:12.017	109,98 km/h
		Lauf 3:	*	*	*	* km/h	*	*	* km/h
39	444	BURGHART Michael		VW Polo 1/Audi 50					
		Lauf 1:	00:01.919	00:02.240	00:16.206	134,85 km/h	01:20.106	01:40.472	78,83 km/h
		Lauf 2:	00:01.969	00:02.301	00:16.223	131,77 km/h	00:54.655	01:15.150	105,39 km/h
		Lauf 3:	00:01.978	00:02.327	00:16.308	133,78 km/h	00:51.852	01:12.468	109,29 km/h
40	442	BÜHLER Reiner		Peugeot 205 Rallye 1.3					
		Lauf 1:	00:01.938	00:02.233	00:16.316	131,16 km/h	00:56.608	01:17.097	102,73 km/h
		Lauf 2:	00:01.858	00:02.248	00:16.539	129,39 km/h	00:54.711	01:15.358	105,10 km/h
		Lauf 3:	00:01.757	00:02.257	00:16.435	130,41 km/h	00:53.281	01:13.733	107,41 km/h
41	469	KLAIBER Robert		Mini Minor Typ R					
		Lauf 1:	00:01.901	00:02.038	00:15.486	140,40 km/h	00:57.470	01:16.898	102,99 km/h
		Lauf 2:	00:01.894	00:01.990	00:15.725	135,91 km/h	00:54.733	01:14.344	106,53 km/h
		Lauf 3:	00:01.852	00:01.961	00:15.616	138,57 km/h	00:54.320	01:13.751	107,39 km/h
42	450	GMEINDER Andreas		VW Passat Typ 32					
		Lauf 1:	00:02.129	00:02.313	00:16.471	134,91 km/h	00:57.196	01:18.112	101,39 km/h
		Lauf 2:	00:02.030	00:02.275	00:16.318	135,00 km/h	00:53.678	01:14.303	106,59 km/h
		Lauf 3:	00:01.979	00:02.319	00:16.354	134,43 km/h	00:53.460	01:14.113	106,86 km/h
43	452	STELBERG Thomas		Opel Corsa A 16V					
		Lauf 1:	00:02.361	00:02.933	00:17.088	130,95 km/h	01:00.717	01:23.100	95,31 km/h
		Lauf 2:	00:01.810	00:02.105	00:15.700	142,54 km/h	00:54.734	01:14.351	106,52 km/h
		Lauf 3:	00:01.783	00:02.111	00:17.045	117,93 km/h	00:59.175	01:20.116	98,86 km/h