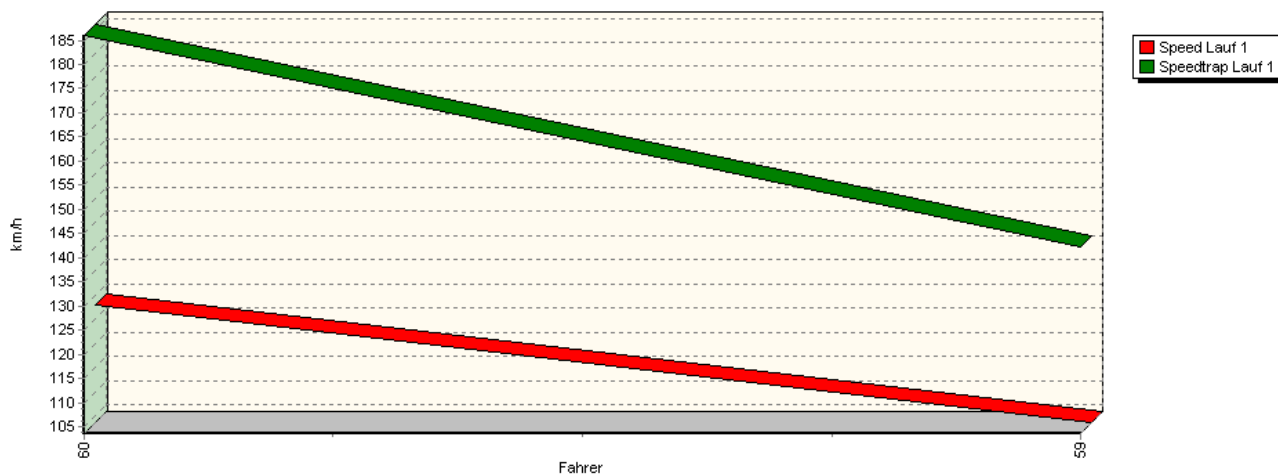
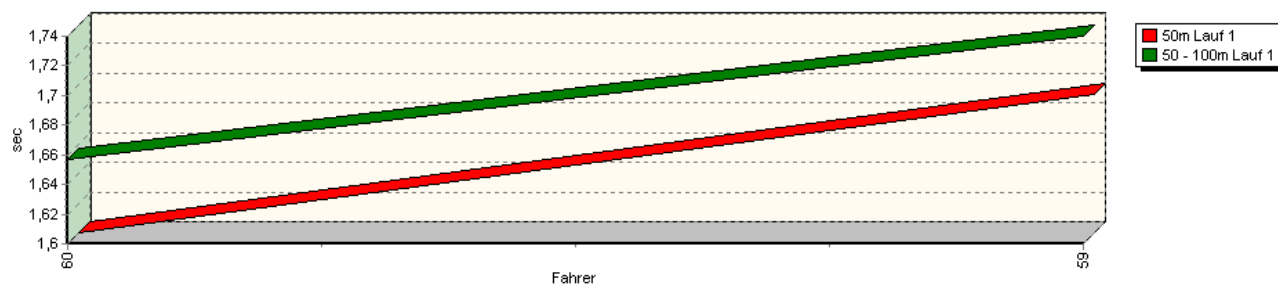


## Sektorzeiten & Speeds - Gruppe CN (FIA)

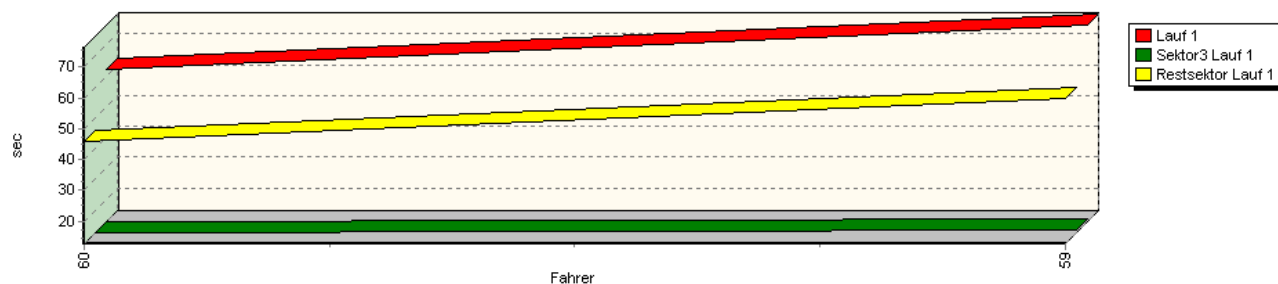
Speed-Diagramm Lauf 1



Sektor-Diagramm (Start) Lauf 1



Sektor-Diagramm (Rest) Lauf 1

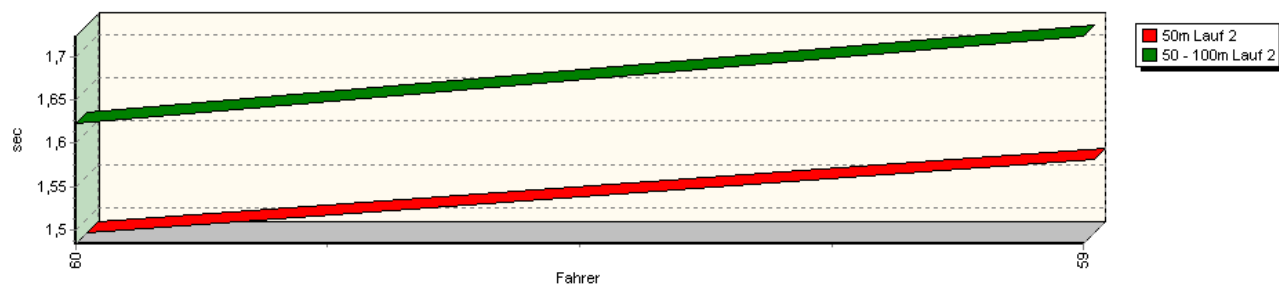


## Sektorzeiten & Speeds - Gruppe CN (FIA)

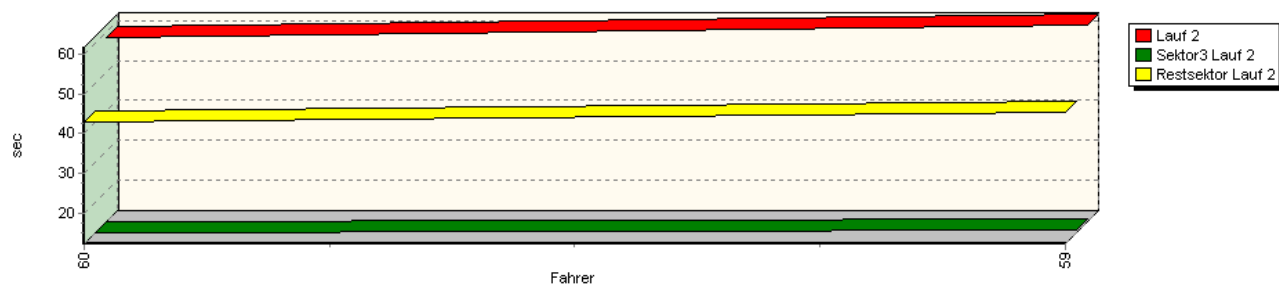
Speed-Diagramm Lauf 2



Sektor-Diagramm (Start) Lauf 2

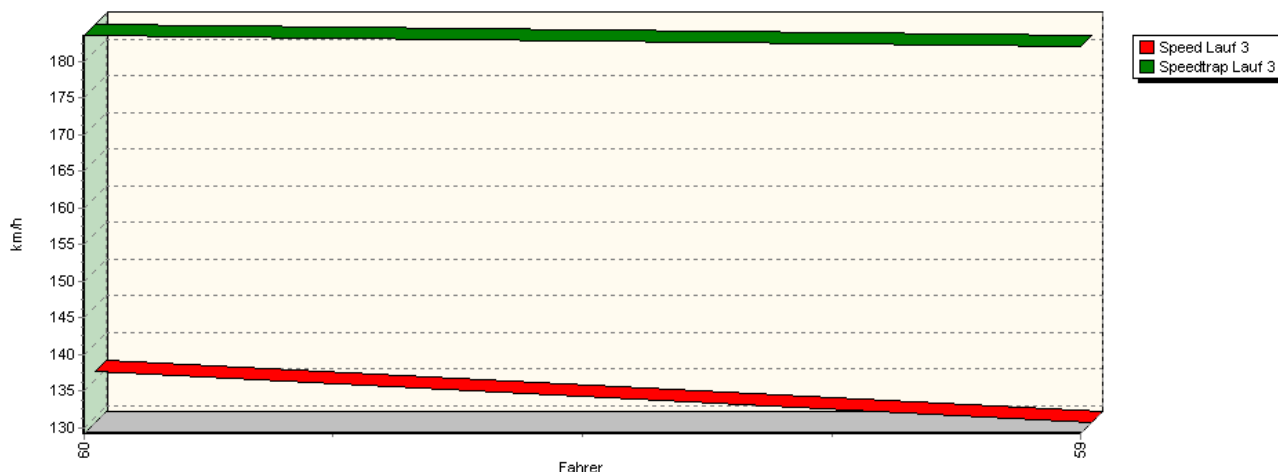


Sektor-Diagramm (Rest) Lauf 2

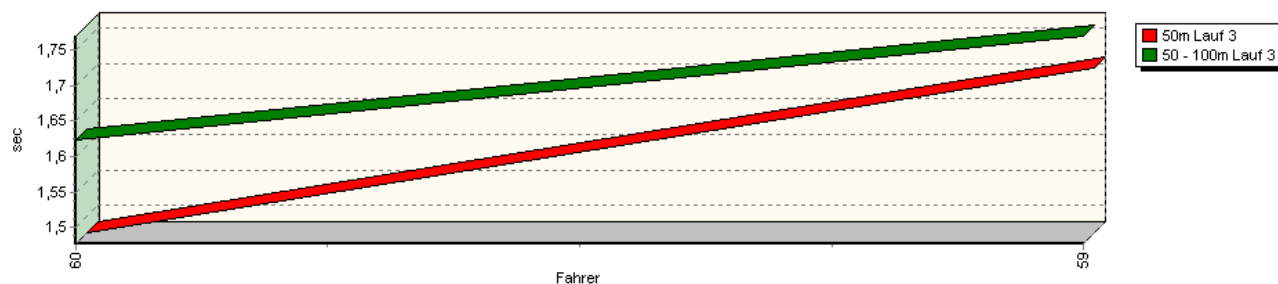


## Sektorzeiten & Speeds - Gruppe CN (FIA)

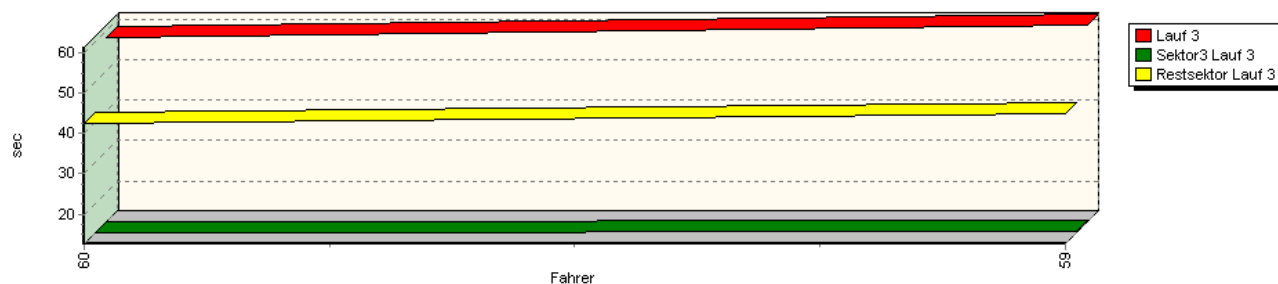
Speed-Diagramm Lauf 3



Sektor-Diagramm (Start) Lauf 3



Sektor-Diagramm (Rest) Lauf 3



Rg.	Nr.		Sektor 1 (15m)	Sektor 2 (15-50m)	Sektor 3	Speed Trap	Sektor 4	Laufzeit	Speed (Lauf)
1	60	<b>BEREITER Arno</b>		PRC-Honda					
		Lauf 1:	00:01.600	00:01.657	00:12.617	186,02 km/h	00:45.982	01:01.857	128,04 km/h
		Lauf 2:	00:01.484	00:01.623	00:12.492	185,73 km/h	00:42.776	00:58.376	135,67 km/h
		Lauf 3:	00:01.477	00:01.623	00:12.686	183,52 km/h	00:42.368	00:58.157	136,18 km/h

## Sektorzeiten & Speeds - Gruppe CN (FIA)

Rg.	Nr.		Sektor 1 (15m)	Sektor 2 (15-50m)	Sektor 3	Speed Trap	Sektor 4	Laufzeit	Speed (Lauf)
2	59	<b>BOBINGER Martin</b>		Osella PA 21					
		Lauf 1:	00:01.693	00:01.740	00:13.344	142,15 km/h	00:59.680	01:16.459	103,58 km/h
		Lauf 2:	00:01.568	00:01.724	00:13.130	180,12 km/h	00:45.184	01:01.607	128,56 km/h
		Lauf 3:	00:01.709	00:01.770	00:13.045	181,92 km/h	00:44.781	01:01.308	129,18 km/h