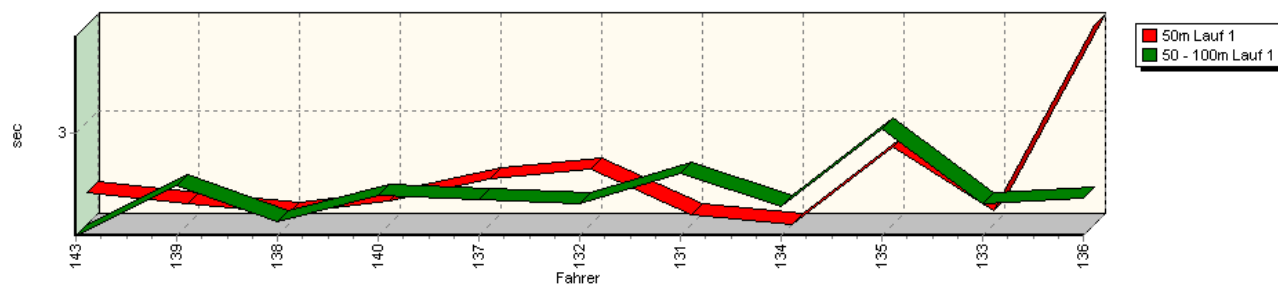


## Sektorzeiten & Speeds - Gruppen A/A (Diesel)

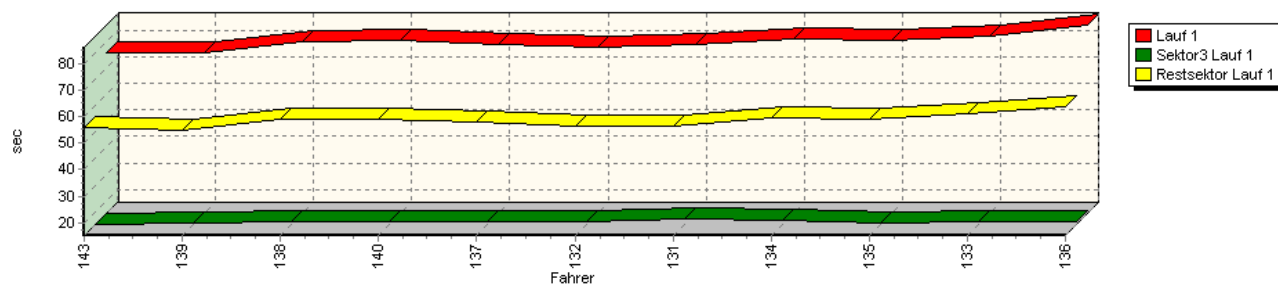
Speed-Diagramm Lauf 1



Sektor-Diagramm (Start) Lauf 1

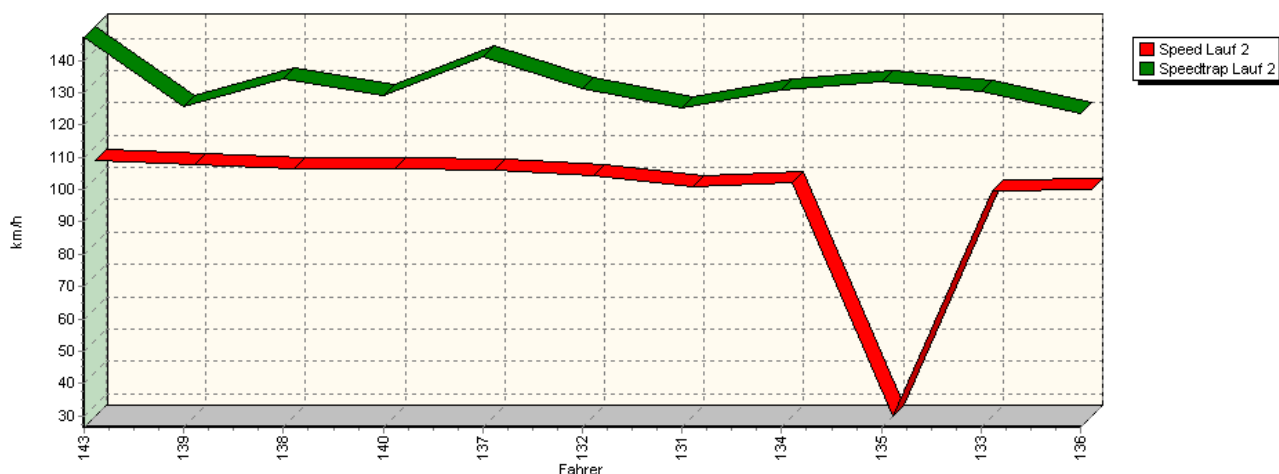


Sektor-Diagramm (Rest) Lauf 1

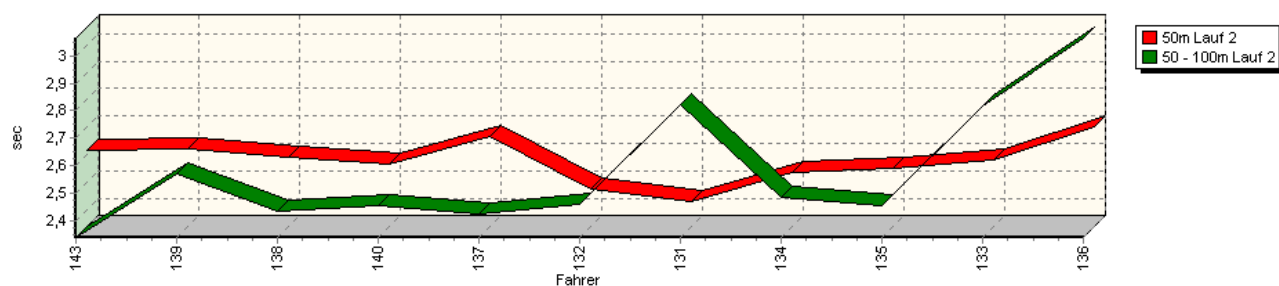


## Sektorzeiten & Speeds - Gruppen A/A (Diesel)

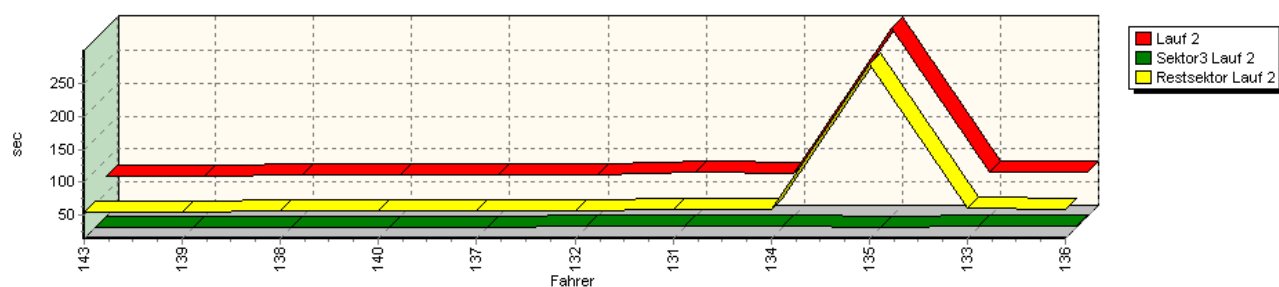
Speed-Diagramm Lauf 2



Sektor-Diagramm (Start) Lauf 2

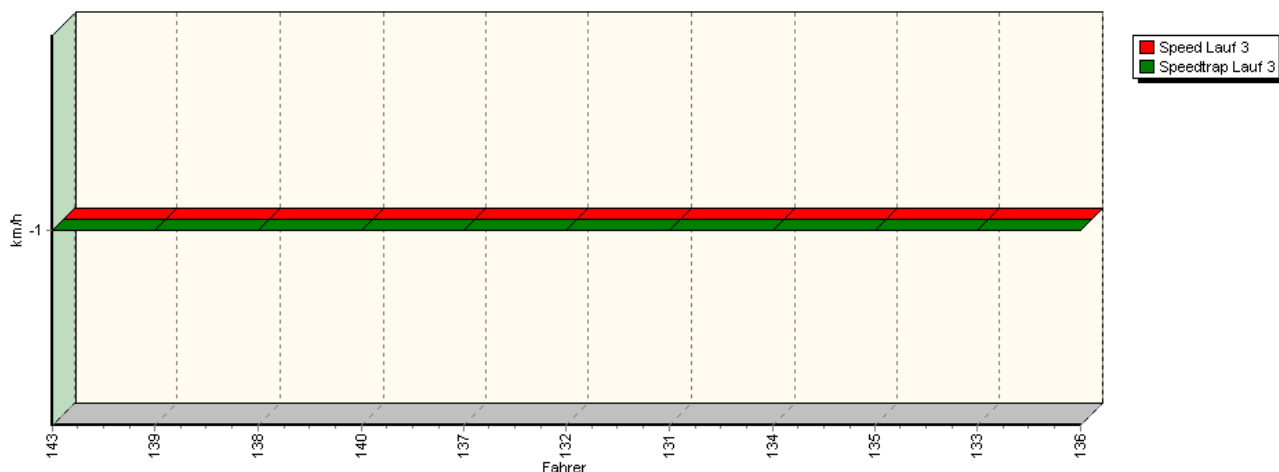


Sektor-Diagramm (Rest) Lauf 2

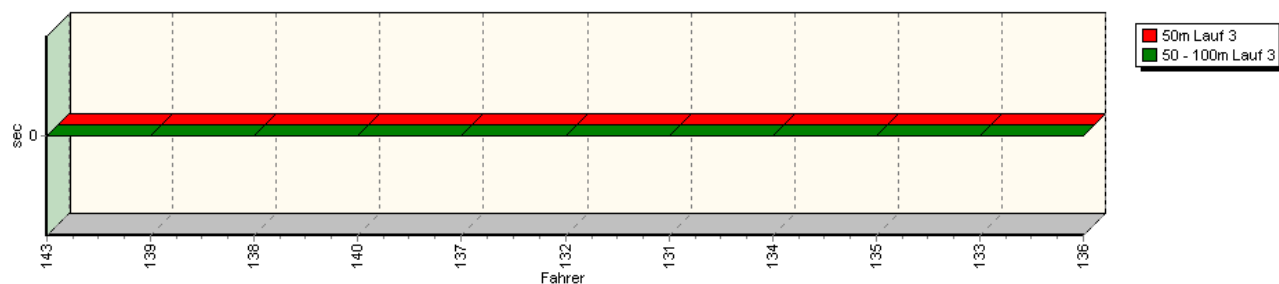


## Sektorzeiten & Speeds - Gruppen A/A (Diesel)

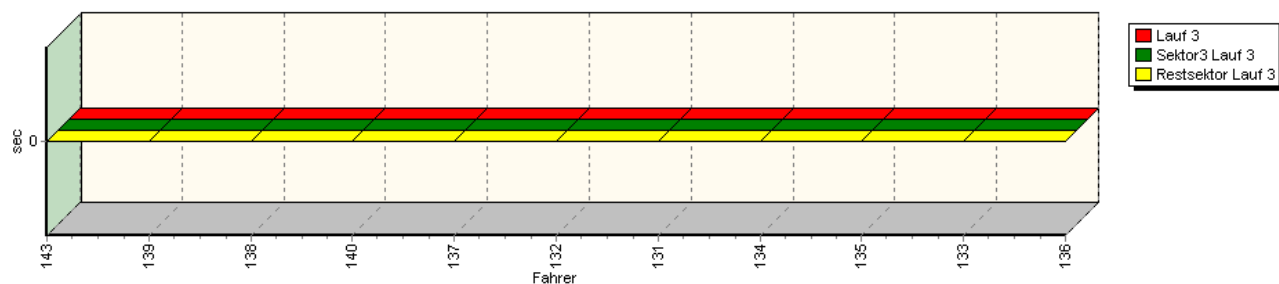
Speed-Diagramm Lauf 3



Sektor-Diagramm (Start) Lauf 3



Sektor-Diagramm (Rest) Lauf 3



Rg.	Nr.	Sektor 1 (15m)	Sektor 2 (15-50m)	Sektor 3	Speed Trap	Sektor 4	Laufzeit	Speed (Lauf)	
1	143	<b>HILGER Alfred</b>		BMW E36 M3					
		Lauf 1:	00:02.507	00:02.284	00:15.124	134,69 km/h	00:55.821	01:15.738	104,57 km/h
		Lauf 2:	00:02.617	00:02.339	00:14.998	147,08 km/h	00:54.954	01:14.910	105,73 km/h
		Lauf 3:	*	*	*	* km/h	*	*	* km/h

## Sektorzeiten & Speeds - Gruppen A/A (Diesel)

Rg.	Nr.		Sektor 1 (15m)	Sektor 2 (15-50m)	Sektor 3	Speed Trap	Sektor 4	Laufzeit	Speed (Lauf)
2	139	<b>KNOBLICH Helmut</b>		Peugot 306 Maxi					
		Lauf 1:	00:02.427	00:02.626	00:15.524	127,89 km/h	00:54.992	01:15.571	104,80 km/h
		Lauf 2:	00:02.623	00:02.570	00:15.394	125,52 km/h	00:55.201	01:15.789	104,50 km/h
		Lauf 3:	*	*	*	* km/h	*	*	* km/h
3	138	<b>MARTINEK Rene</b>		Honda Civic Type R					
		Lauf 1:	00:02.356	00:02.374	00:16.039	121,56 km/h	00:59.094	01:19.866	99,17 km/h
		Lauf 2:	00:02.591	00:02.436	00:15.106	134,36 km/h	00:56.649	01:16.785	103,15 km/h
		Lauf 3:	*	*	*	* km/h	*	*	* km/h
4	140	<b>SCHWEIGER Christian</b>		VW Golf IV Kit Car					
		Lauf 1:	00:02.448	00:02.558	00:16.362	118,02 km/h	00:59.101	01:20.471	98,42 km/h
		Lauf 2:	00:02.564	00:02.455	00:15.629	129,17 km/h	00:56.207	01:16.857	103,05 km/h
		Lauf 3:	*	*	*	* km/h	*	*	* km/h
5	137	<b>FISCHER Alfred</b>		VW Golf IV Kitcar					
		Lauf 1:	00:02.602	00:02.535	00:16.114	129,30 km/h	00:57.797	01:19.050	100,19 km/h
		Lauf 2:	00:02.666	00:02.423	00:15.055	141,29 km/h	00:56.983	01:17.128	102,69 km/h
		Lauf 3:	*	*	*	* km/h	*	*	* km/h
6	132	<b>WEIßDORN Franz</b>		Alfa Cup 147					
		Lauf 1:	00:02.671	00:02.502	00:16.355	144,33 km/h	00:56.439	01:17.969	101,58 km/h
		Lauf 2:	00:02.476	00:02.460	00:16.225	131,40 km/h	00:57.462	01:18.625	100,73 km/h
		Lauf 3:	*	*	*	* km/h	*	*	* km/h
7	131	<b>KIRSTEN Jörg</b>		Alfa Romeo 147 JTD Cup					
		Lauf 1:	00:02.346	00:02.722	00:17.092	132,31 km/h	00:56.613	01:18.775	100,54 km/h
		Lauf 2:	00:02.431	00:02.821	00:17.720	125,12 km/h	00:58.236	01:21.210	97,52 km/h
		Lauf 3:	*	*	*	* km/h	*	*	* km/h
8	134	<b>FINK Marco</b>		BMW 320i					
		Lauf 1:	00:02.280	00:02.485	00:16.481	126,50 km/h	00:59.767	01:21.016	97,76 km/h
		Lauf 2:	00:02.536	00:02.485	00:16.158	130,82 km/h	00:59.197	01:20.379	98,53 km/h
		Lauf 3:	*	*	*	* km/h	*	*	* km/h
9	135	<b>PETIGNAT Lionel</b>		Peugeot 309 16V					
		Lauf 1:	00:02.820	00:03.026	00:15.742	137,98 km/h	00:58.938	01:20.527	98,35 km/h
		Lauf 2:	00:02.552	00:02.454	00:15.667	133,44 km/h	04:39.044	04:59.720	26,42 km/h
		Lauf 3:	*	*	*	* km/h	*	*	* km/h
10	133	<b>WOHLSCHLAGER Bernd</b>		Ford Puma Kitcar					
		Lauf 1:	00:02.374	00:02.508	00:16.048	131,24 km/h	01:01.137	01:22.069	96,50 km/h
		Lauf 2:	00:02.581	00:02.819	00:16.395	130,56 km/h	01:00.582	01:22.379	96,14 km/h
		Lauf 3:	*	*	*	* km/h	*	*	* km/h
11	136	<b>RITZBERGER Kurt</b>		Peugeot 306					
		Lauf 1:	00:03.681	00:02.544	00:16.282	125,72 km/h	01:03.782	01:26.290	91,78 km/h
		Lauf 2:	00:02.704	00:03.064	00:16.533	123,40 km/h	00:59.863	01:22.167	96,39 km/h
		Lauf 3:	*	*	*	* km/h	*	*	* km/h