



# Int. 39. AvD/MSCR Hauenstein-Bergrennen

2. bis 3. August 2008

Deutsche Bergmeisterschaft / DMSB Bergpokal

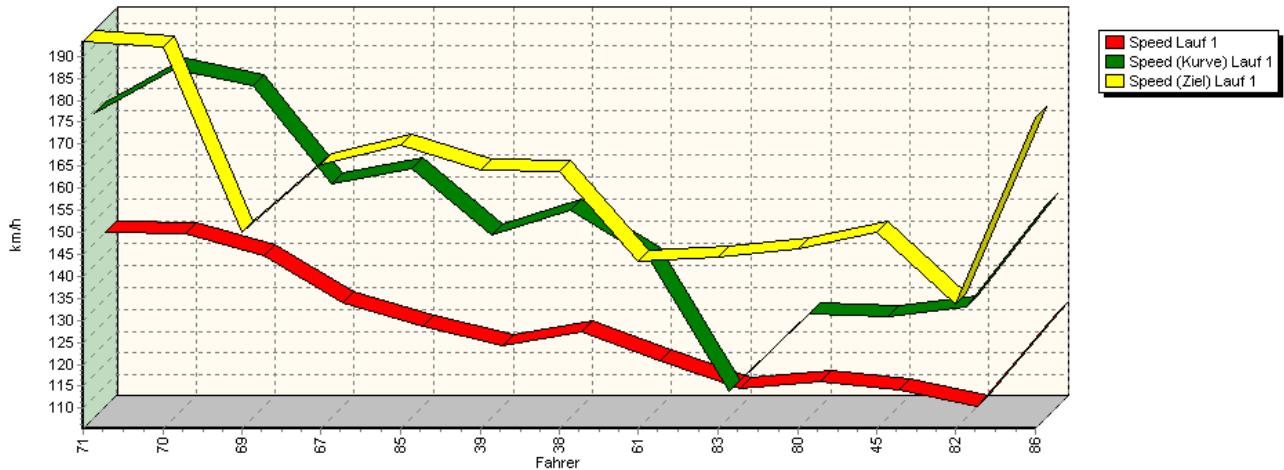
AvD Sportwagen-Berg-Cup / Classic Berg Cup

KW Gruppe H Berg-Cup

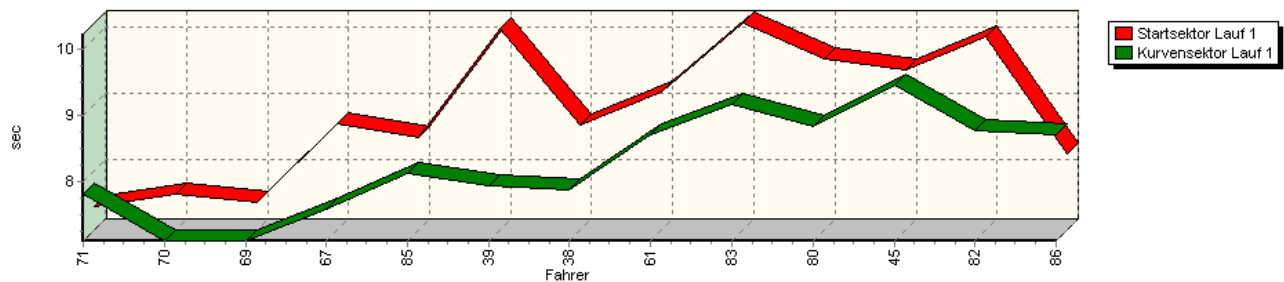


## Sektorzeiten & Speeds - Rennsportfahrzeuge

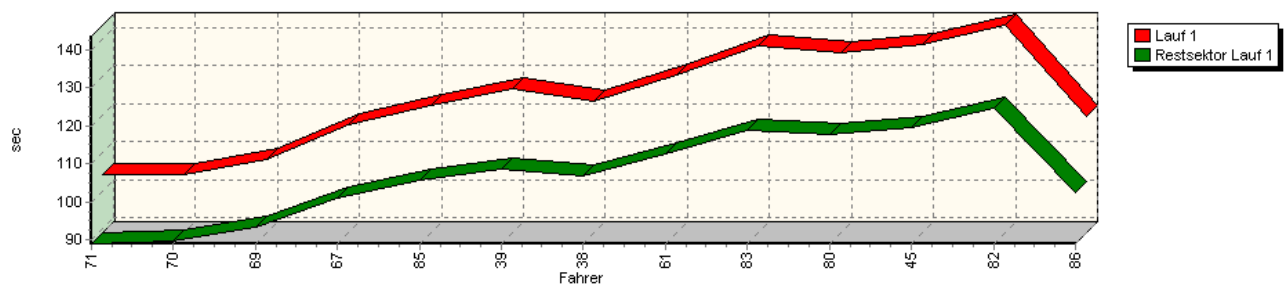
Speed-Diagramm Lauf 1



Sektor-Diagramm (Start) Lauf 1



Sektor-Diagramm (Rest) Lauf 1





# Int. 39. AvD/MSCR Hauenstein-Bergrennen

2. bis 3. August 2008

Deutsche Bergmeisterschaft / DMSB Bergpokal

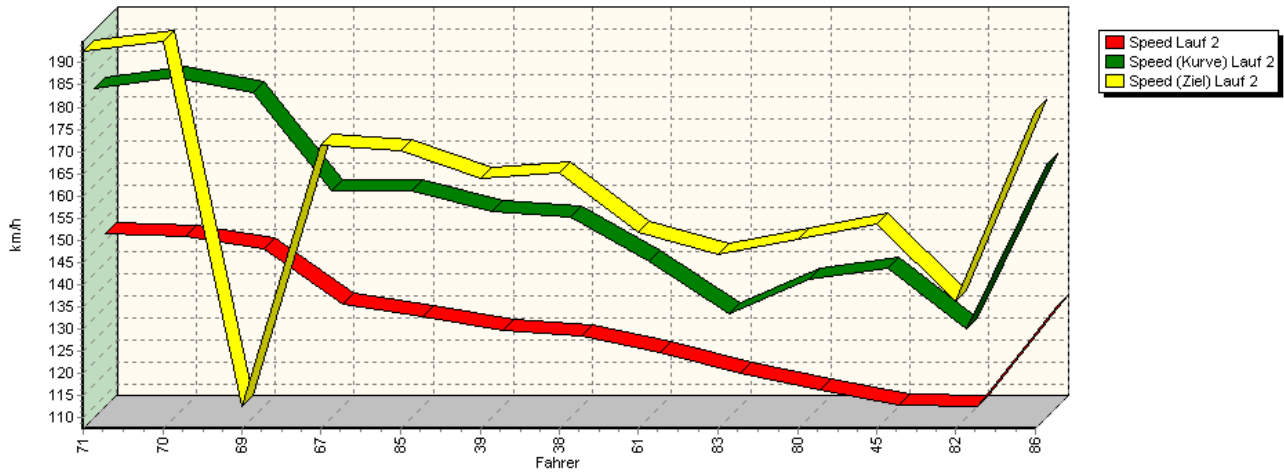
AvD Sportwagen-Berg-Cup / Classic Berg Cup

KW Gruppe H Berg-Cup

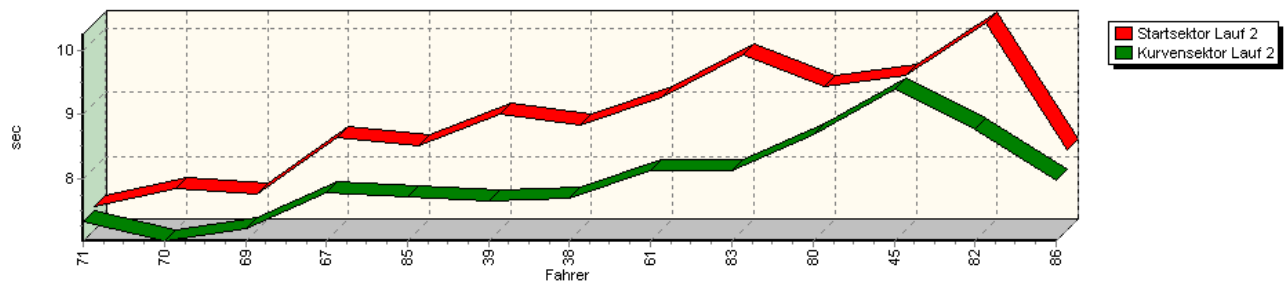


## Sektorzeiten & Speeds - Rennsportfahrzeuge

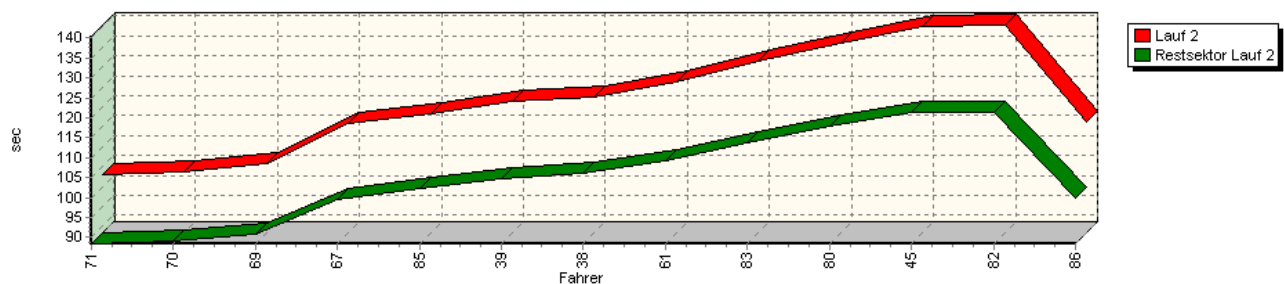
Speed-Diagramm Lauf 2



Sektor-Diagramm (Start) Lauf 2



Sektor-Diagramm (Rest) Lauf 2





# Int. 39. AvD/MSCR Hauenstein-Bergrennen

2. bis 3. August 2008

Deutsche Bergmeisterschaft / DMSB Bergpokal

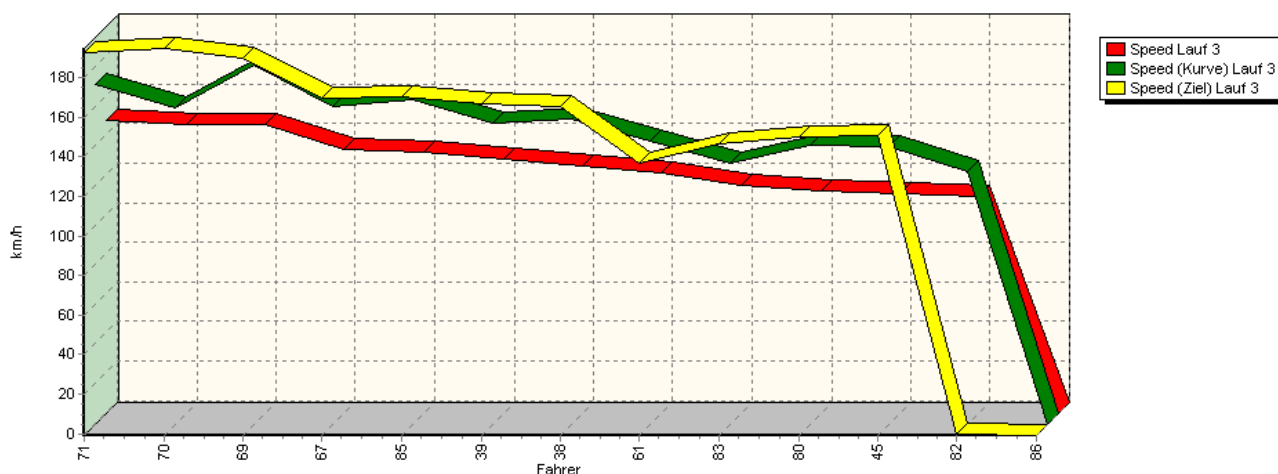
AvD Sportwagen-Berg-Cup / Classic Berg Cup

KW Gruppe H Berg-Cup

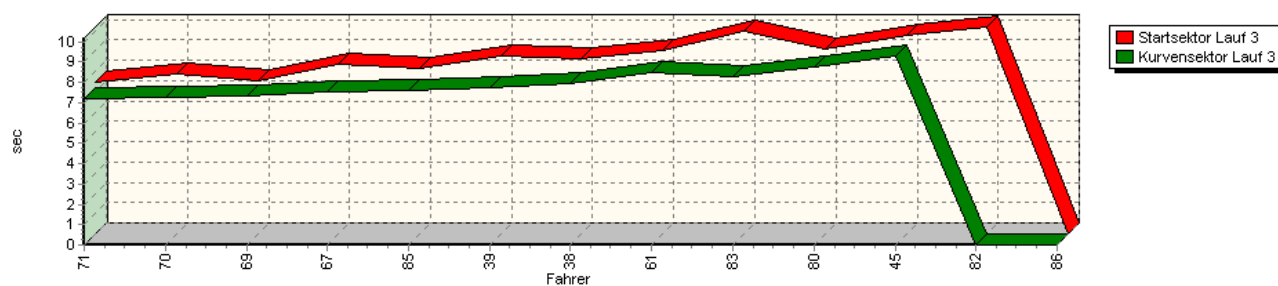


## Sektorzeiten & Speeds - Rennsportfahrzeuge

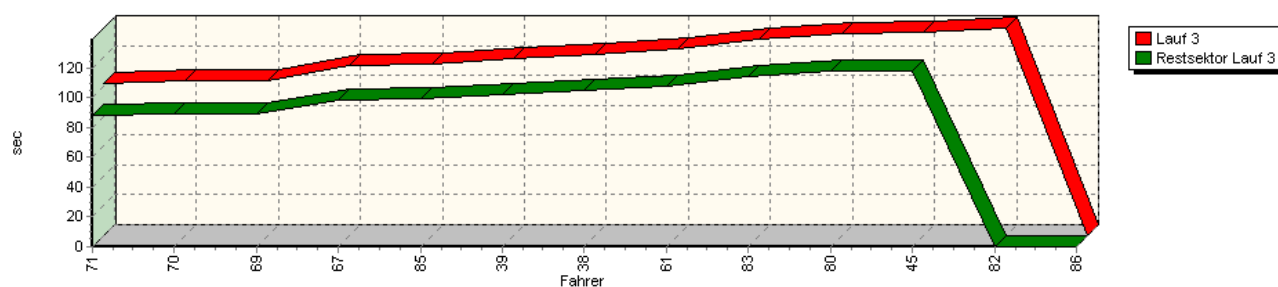
Speed-Diagramm Lauf 3



Sektor-Diagramm (Start) Lauf 3



Sektor-Diagramm (Rest) Lauf 3



Rg.	Nr.	Startsektor	Speed vor Kurve	90°Kurve	Restsektor	Speed Ziel	Laufzeit	Speed (Lauf)	
1	71	<b>STEINER Marcel</b>		Martini MK77					
		Lauf 1:	00:07.463	174,38 km/h	00:07.828	01:29.074	193,38 km/h	01:44.366	144,87 km/h
		Lauf 2:	00:07.389	181,66 km/h	00:07.317	01:28.383	192,62 km/h	01:43.091	146,67 km/h
		Lauf 3:	00:07.460	170.84 km/h	00:07.186	01:27.870	192,75 km/h	01:42.518	147,49 km/h



## Int. 39. AvD/MSCR Hauenstein-Bergrennen

2. bis 3. August 2008

Deutsche Bergmeisterschaft / DMSB Bergpokal

AvD Sportwagen-Berg-Cup / Classic Berg Cup

KW Gruppe H Berg-Cup



### Sektorzeiten & Speeds - Rennsportfahrzeuge

Rg.	Nr.	Startsektor	Speed vor Kurve 90°-Kurve		Restsektor	Speed Ziel	Laufzeit	Speed (Lauf)	
2	70	<b>LANG Uwe</b>	Osella PA 20						
		Lauf 1:	00:07.648	184,72 km/h	00:07.124	01:29.689	191,98 km/h	01:44.463	144,74 km/h
		Lauf 2:	00:07.664	184,25 km/h	00:07.026	01:28.946	194,79 km/h	01:43.638	145,89 km/h
		Lauf 3:	00:07.843	159,14 km/h	00:07.279	01:29.211	194,84 km/h	01:44.334	144,92 km/h
3	69	<b>WEIDINGER Jörg</b>	Osella PA 20						
		Lauf 1:	00:07.533	180,93 km/h	00:07.121	01:33.556	150,04 km/h	01:48.211	139,73 km/h
		Lauf 2:	00:07.595	180,68 km/h	00:07.228	01:30.829	112,65 km/h	01:45.653	143,11 km/h
		Lauf 3:	00:07.536	180,64 km/h	00:07.317	01:29.249	189,69 km/h	01:44.104	145,24 km/h
4	67	<b>MÜLLER Urs</b>	Argo IM 21						
		Lauf 1:	00:08.704	158,57 km/h	00:07.601	01:40.964	165,53 km/h	01:57.271	128,93 km/h
		Lauf 2:	00:08.462	158,67 km/h	00:07.770	01:39.567	171,49 km/h	01:55.800	130,57 km/h
		Lauf 3:	00:08.316	159,73 km/h	00:07.546	01:38.450	169,36 km/h	01:54.313	132,27 km/h
5	85	<b>DEBRUYNE Frank</b>	Dallara 393						
		Lauf 1:	00:08.496	161,97 km/h	00:08.127	01:45.807	169,66 km/h	02:02.431	123,50 km/h
		Lauf 2:	00:08.345	158,64 km/h	00:07.718	01:42.221	170,19 km/h	01:58.287	127,83 km/h
		Lauf 3:	00:08.169	163,62 km/h	00:07.590	01:39.765	170,23 km/h	01:55.525	130,88 km/h
6	39	<b>BEHNKE Peter</b>	TIGA SC 93						
		Lauf 1:	00:10.128	146,75 km/h	00:07.957	01:48.675	164,29 km/h	02:06.763	119,28 km/h
		Lauf 2:	00:08.837	154,13 km/h	00:07.659	01:44.741	163,95 km/h	02:01.239	124,71 km/h
		Lauf 3:	00:08.778	151,40 km/h	00:07.707	01:41.983	166,53 km/h	01:58.469	127,63 km/h
7	38	<b>KERBER Michael</b>	URD						
		Lauf 1:	00:08.682	152,64 km/h	00:07.888	01:46.895	163,73 km/h	02:03.466	122,46 km/h
		Lauf 2:	00:08.659	152,61 km/h	00:07.689	01:46.014	165,12 km/h	02:02.364	123,57 km/h
		Lauf 3:	00:08.634	153,37 km/h	00:07.918	01:45.124	165,64 km/h	02:01.677	124,26 km/h
8	61	<b>WOLPERT Uwe</b>	UWR WFK						
		Lauf 1:	00:09.188	141,60 km/h	00:08.706	01:52.643	143,33 km/h	02:10.539	115,83 km/h
		Lauf 2:	00:09.086	142,71 km/h	00:08.129	01:49.191	151,92 km/h	02:06.407	119,61 km/h
		Lauf 3:	00:09.044	142,53 km/h	00:08.504	01:47.738	136,76 km/h	02:05.287	120,68 km/h
9	83	<b>RIBARCIK Bernd</b>	Formel Eigenbau						
		Lauf 1:	00:10.219	111,43 km/h	00:09.168	01:58.745	144,33 km/h	02:18.133	109,46 km/h
		Lauf 2:	00:09.750	131,01 km/h	00:08.130	01:53.577	146,83 km/h	02:11.458	115,02 km/h
		Lauf 3:	00:09.987	130,96 km/h	00:08.257	01:53.946	146,65 km/h	02:12.191	114,38 km/h
10	80	<b>COLLISI Stephan</b>	Behke Condor						
		Lauf 1:	00:09.679	128,81 km/h	00:08.845	01:57.605	146,27 km/h	02:16.130	111,07 km/h
		Lauf 2:	00:09.270	138,65 km/h	00:08.692	01:57.989	150,18 km/h	02:15.952	111,22 km/h
		Lauf 3:	00:09.091	140,20 km/h	00:08.752	01:57.898	149,93 km/h	02:15.743	111,39 km/h
11	45	<b>GEBHARD Dino</b>	Lucchini P3						
		Lauf 1:	00:09.527	128,29 km/h	00:09.459	01:59.560	150,04 km/h	02:18.547	109,13 km/h
		Lauf 2:	00:09.432	141,25 km/h	00:09.390	02:01.354	153,71 km/h	02:20.177	107,86 km/h
		Lauf 3:	00:09.734	139,81 km/h	00:09.275	01:57.768	150,93 km/h	02:16.778	110,54 km/h
12	82	<b>KESSLER Andreas</b>	Van Diemen						
		Lauf 1:	00:10.003	130,41 km/h	00:08.777	02:04.672	133,72 km/h	02:23.453	105,40 km/h
		Lauf 2:	00:10.256	127,62 km/h	00:08.771	02:01.479	136,27 km/h	02:20.507	107,61 km/h
		Lauf 3:	00:10.171	127,03 km/h	*	*	0,00 km/h	02:19.352	108,50 km/h
	86	<b>KÖPPEL Rolf</b>	Martini MK 42						
		Lauf 1:	00:08.252	153,93 km/h	00:08.706	01:42.435	176,23 km/h	01:59.394	126,64 km/h
		Lauf 2:	00:08.280	164,57 km/h	00:07.973	01:39.830	179,22 km/h	01:56.084	130,25 km/h
		Lauf 3:	*	* km/h	*	*	* km/h	*	* km/h