



Int. 39. AvD/MSCR Hauenstein-Bergrennen

2. bis 3. August 2008

Deutsche Bergmeisterschaft / DMSB Bergpokal

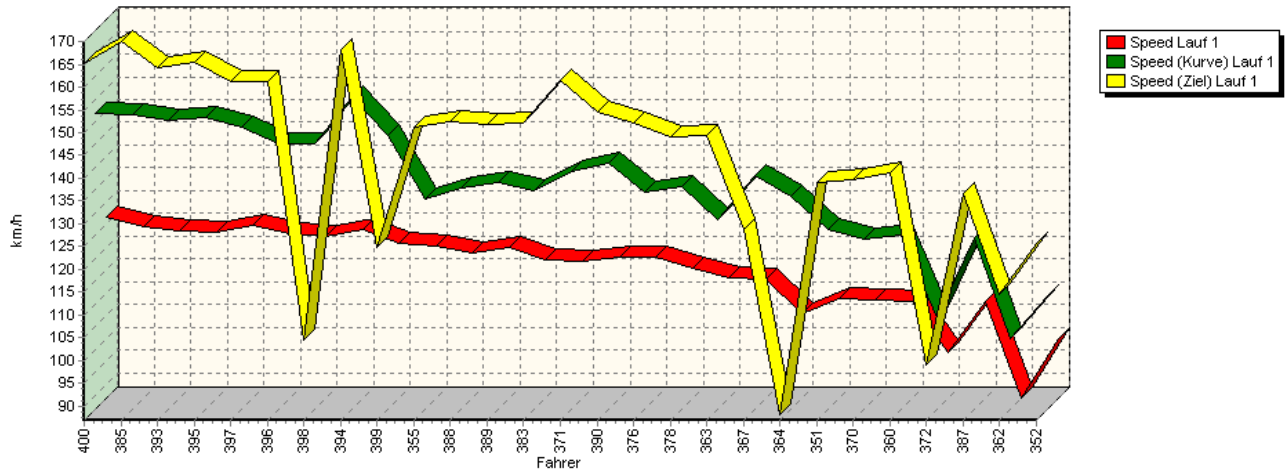
AvD Sportwagen-Berg-Cup / Classic Berg Cup

KW Gruppe H Berg-Cup

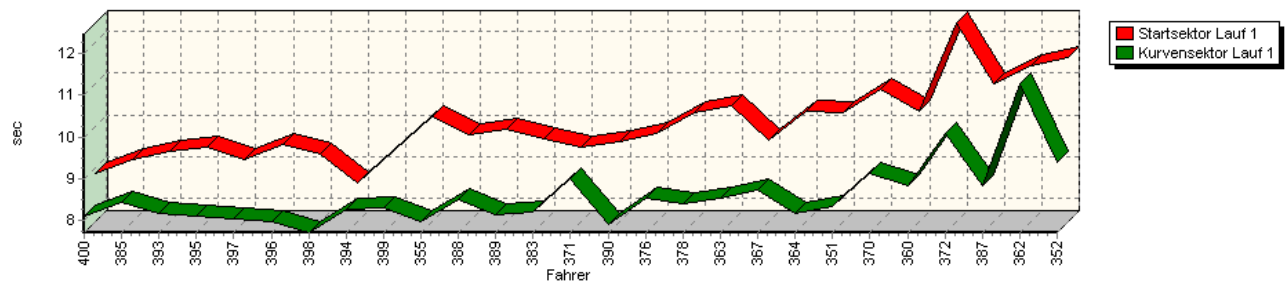


Sektorzeiten & Speeds - Gruppe H bis 2000 ccm - Klasse 22

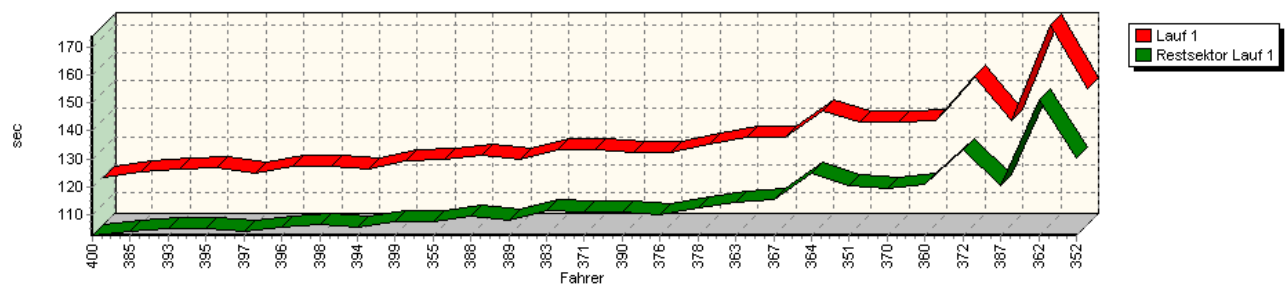
Speed-Diagramm Lauf 1



Sektor-Diagramm (Start) Lauf 1



Sektor-Diagramm (Rest) Lauf 1





Int. 39. AvD/MSCR Hauenstein-Bergrennen

2. bis 3. August 2008

Deutsche Bergmeisterschaft / DMSB Bergpokal

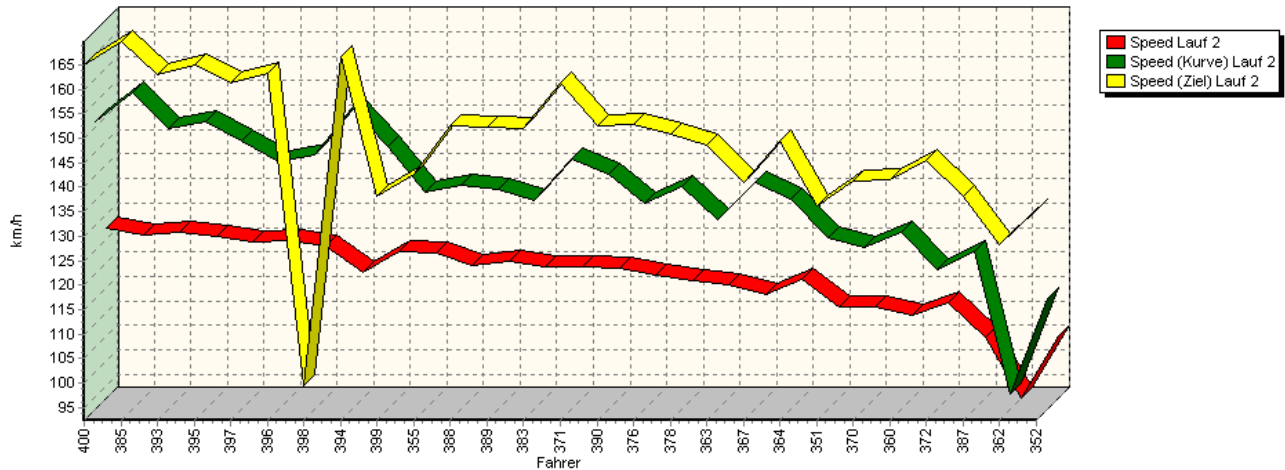
AvD Sportwagen-Berg-Cup / Classic Berg Cup

KW Gruppe H Berg-Cup

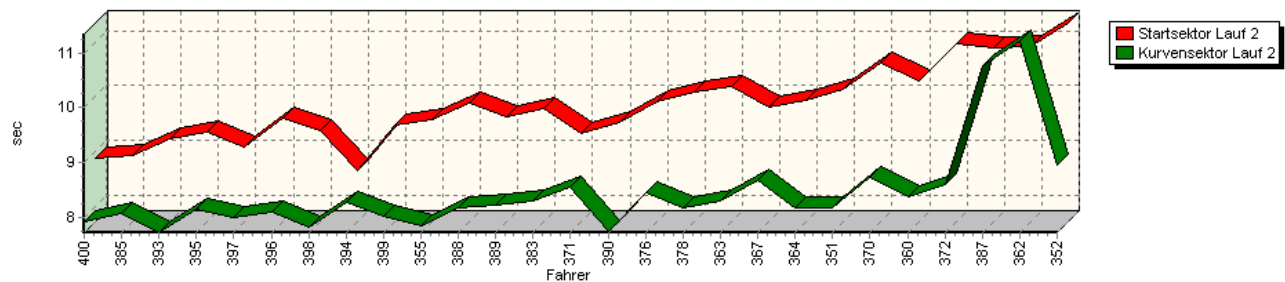


Sektorzeiten & Speeds - Gruppe H bis 2000 ccm - Klasse 22

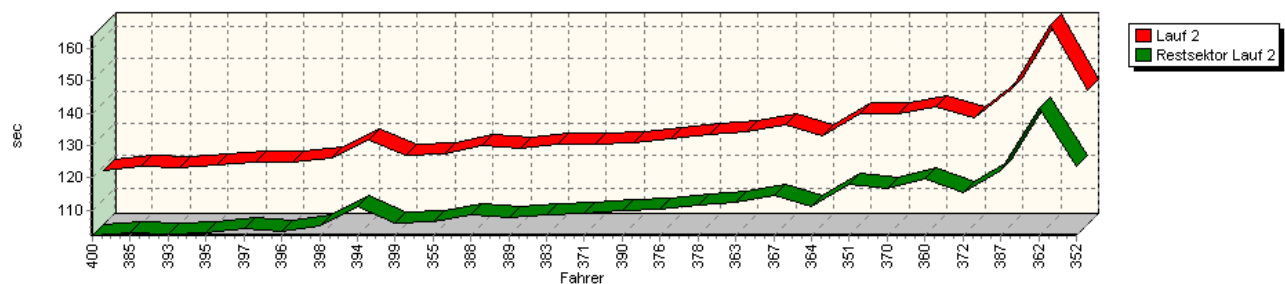
Speed-Diagramm Lauf 2



Sektor-Diagramm (Start) Lauf 2



Sektor-Diagramm (Rest) Lauf 2





Int. 39. AvD/MSCR Hauenstein-Bergrennen

2. bis 3. August 2008

Deutsche Bergmeisterschaft / DMSB Bergpokal

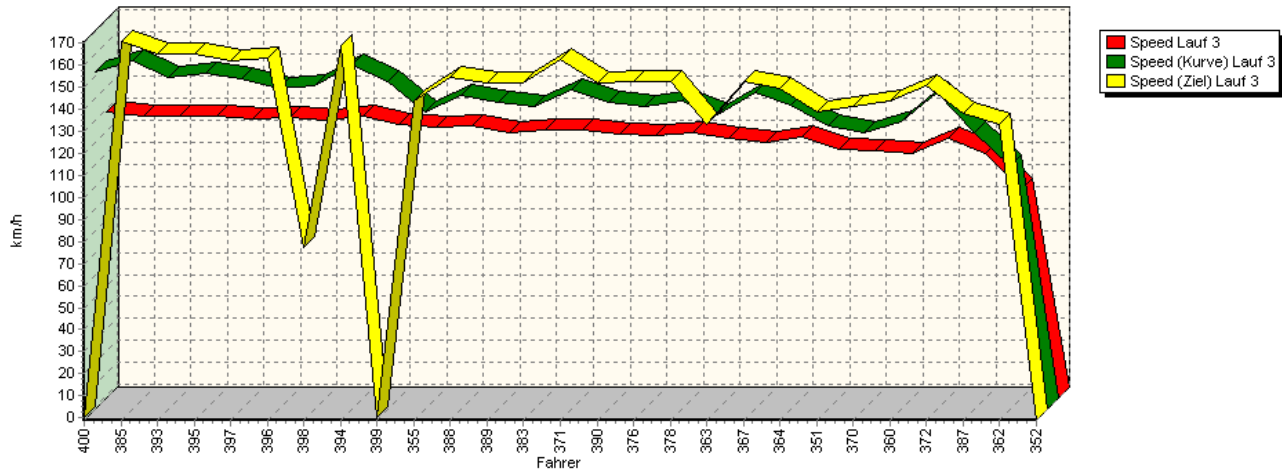
AvD Sportwagen-Berg-Cup / Classic Berg Cup

KW Gruppe H Berg-Cup

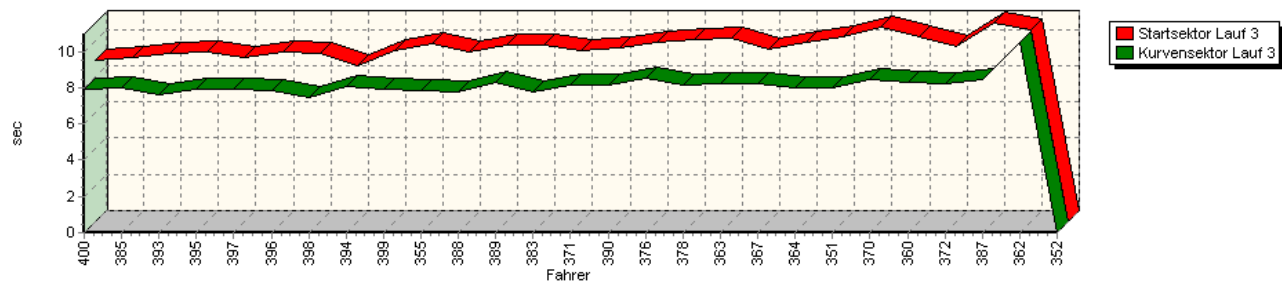


Sektorzeiten & Speeds - Gruppe H bis 2000 ccm - Klasse 22

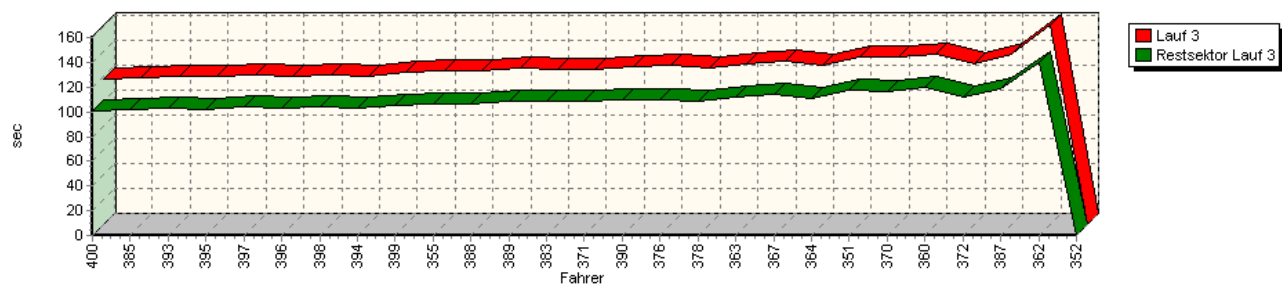
Speed-Diagramm Lauf 3



Sektor-Diagramm (Start) Lauf 3



Sektor-Diagramm (Rest) Lauf 3



Rg.	Nr.	Startsektor	Speed vor Kurve	90°Kurve	Restsektor	Speed Ziel	Laufzeit	Speed (Lauf)	
1	400	HOVEMANN Holger		Opel Kadett					
		Lauf 1:	00:08.872	151,80 km/h	00:08.089	01:42.416	165,04 km/h	01:59.379	126,65 km/h
		Lauf 2:	00:08.875	151,21 km/h	00:07.908	01:42.283	164,96 km/h	01:59.067	126,99 km/h
		Lauf 3:	00:08.878	151,83 km/h	00:07.879	01:41.095	0,00 km/h	01:57.854	128,29 km/h



Int. 39. AvD/MSCR Hauenstein-Bergrennen

2. bis 3. August 2008

Deutsche Bergmeisterschaft / DMSB Bergpokal

AvD Sportwagen-Berg-Cup / Classic Berg Cup

KW Gruppe H Berg-Cup



Sektorzeiten & Speeds - Gruppe H bis 2000 ccm - Klasse 22

Rg.	Nr.	Startsektor	Speed vor Kurve	90°Kurve	Restsektor	Speed Ziel	Laufzeit	Speed (Lauf)	
2	385	ROTTENBERGER Dieter	BMW 318						
		Lauf 1:	00:09.180	151,41 km/h	00:08.444	01:43.901	170,02 km/h	02:01.527	124,42 km/h
		Lauf 2:	00:08.927	157,03 km/h	00:08.068	01:43.292	169,77 km/h	02:00.289	125,70 km/h
		Lauf 3:	00:09.078	156,56 km/h	00:07.997	01:42.053	170,49 km/h	01:59.130	126,92 km/h
3	393	FLATZ Kurt	Opel Vectra						
		Lauf 1:	00:09.390	150,20 km/h	00:08.168	01:44.752	164,16 km/h	02:02.312	123,62 km/h
		Lauf 2:	00:09.230	149,77 km/h	00:07.715	01:42.844	163,13 km/h	01:59.790	126,22 km/h
		Lauf 3:	00:09.311	149,22 km/h	00:07.625	01:42.701	164,72 km/h	01:59.639	126,38 km/h
4	395	ELLER Hans-Peter	VW Scirocco						
		Lauf 1:	00:09.481	151,04 km/h	00:08.087	01:45.131	165,42 km/h	02:02.700	123,23 km/h
		Lauf 2:	00:09.363	151,23 km/h	00:08.143	01:42.983	164,89 km/h	02:00.491	125,49 km/h
		Lauf 3:	00:09.373	151,27 km/h	00:07.889	01:42.282	164,74 km/h	01:59.546	126,48 km/h
5	397	PREISSER Dirk	Opel Kadett						
		Lauf 1:	00:09.177	148,80 km/h	00:08.028	01:43.815	161,31 km/h	02:01.021	124,94 km/h
		Lauf 2:	00:09.077	147,27 km/h	00:08.003	01:44.484	161,32 km/h	02:01.564	124,38 km/h
		Lauf 3:	00:09.040	148,56 km/h	00:07.922	01:43.753	161,91 km/h	02:00.716	125,25 km/h
6	396	GÖSER Günter	Opel Kadett						
		Lauf 1:	00:09.572	145,28 km/h	00:07.977	01:45.525	161,15 km/h	02:03.075	122,85 km/h
		Lauf 2:	00:09.604	142,89 km/h	00:08.090	01:43.706	163,19 km/h	02:01.402	124,55 km/h
		Lauf 3:	00:09.344	143,91 km/h	00:07.830	01:42.582	163,24 km/h	01:59.757	126,26 km/h
7	398	KOKOR Andreas	Ford Escort						
		Lauf 1:	00:09.321	145,01 km/h	00:07.702	01:46.427	104,47 km/h	02:03.451	122,48 km/h
		Lauf 2:	00:09.388	144,38 km/h	00:07.828	01:45.353	99,43 km/h	02:02.571	123,36 km/h
		Lauf 3:	00:09.259	145,75 km/h	00:07.447	01:44.410	77,33 km/h	02:01.116	124,84 km/h
8	394	SCHMIDT Sebastian	Opel Kadett						
		Lauf 1:	00:08.618	155,38 km/h	00:08.265	01:45.236	168,07 km/h	02:02.120	123,81 km/h
		Lauf 2:	00:08.640	153,94 km/h	00:08.279	01:51.209	166,77 km/h	02:08.130	118,00 km/h
		Lauf 3:	00:08.582	154,62 km/h	00:08.052	01:43.007	168,50 km/h	01:59.642	126,38 km/h
9	399	WIEBE Björn	Renault Clio						
		Lauf 1:	00:09.421	146,97 km/h	00:08.286	01:47.402	124,80 km/h	02:05.110	120,85 km/h
		Lauf 2:	00:09.475	146,14 km/h	00:08.025	01:46.162	138,01 km/h	02:03.664	122,27 km/h
		Lauf 3:	00:09.433	147,04 km/h	00:07.900	01:45.654	0,00 km/h	02:02.989	122,94 km/h
10	355	WIMMER Norbert	BMW 2002						
		Lauf 1:	00:10.224	133,14 km/h	00:07.969	01:47.492	151,15 km/h	02:05.686	120,30 km/h
		Lauf 2:	00:09.579	136,65 km/h	00:07.853	01:46.545	142,76 km/h	02:03.979	121,96 km/h
		Lauf 3:	00:09.826	133,73 km/h	00:07.840	01:46.801	143,75 km/h	02:04.468	121,48 km/h
11	388	RAUCH Michael	Opel Kadett						
		Lauf 1:	00:09.798	135,44 km/h	00:08.494	01:49.196	152,35 km/h	02:07.489	118,60 km/h
		Lauf 2:	00:09.870	138,22 km/h	00:08.164	01:48.541	152,68 km/h	02:06.577	119,45 km/h
		Lauf 3:	00:09.372	141,21 km/h	00:07.773	01:46.789	154,44 km/h	02:03.935	122,00 km/h
12	389	WEBER Jens	Opel Kadett						
		Lauf 1:	00:09.911	136,66 km/h	00:08.127	01:47.897	151,69 km/h	02:05.937	120,06 km/h
		Lauf 2:	00:09.637	137,32 km/h	00:08.208	01:47.723	152,26 km/h	02:05.569	120,41 km/h
		Lauf 3:	00:09.700	137,70 km/h	00:08.306	01:48.633	151,71 km/h	02:06.641	119,39 km/h
13	383	EHRLE Bernd	Opel Kadett						
		Lauf 1:	00:09.704	134,95 km/h	00:08.183	01:51.240	152,18 km/h	02:09.128	117,09 km/h
		Lauf 2:	00:09.792	134,93 km/h	00:08.293	01:48.884	152,06 km/h	02:06.970	119,08 km/h
		Lauf 3:	00:09.742	135,91 km/h	00:07.724	01:48.393	151,95 km/h	02:05.861	120,13 km/h



Int. 39. AvD/MSCR Hauenstein-Bergrennen

2. bis 3. August 2008

Deutsche Bergmeisterschaft / DMSB Bergpokal

AvD Sportwagen-Berg-Cup / Classic Berg Cup

KW Gruppe H Berg-Cup



Sektorzeiten & Speeds - Gruppe H bis 2000 ccm - Klasse 22

Rg.	Nr.	Startsektor	Speed vor Kurve 90°-Kurve		Restsektor	Speed Ziel	Laufzeit	Speed (Lauf)	
14	371	BEHR Martin	BMW 2002						
		Lauf 1:	00:09.486	139,16 km/h	00:09.010	01:50.804	161,62 km/h	02:09.301	116,94 km/h
		Lauf 2:	00:09.327	143,59 km/h	00:08.557	01:49.061	161,28 km/h	02:06.946	119,11 km/h
		Lauf 3:	00:09.408	143,88 km/h	00:08.154	01:48.250	162,24 km/h	02:05.813	120,18 km/h
15	390	FLIK Thomas	Renault Clio						
		Lauf 1:	00:09.628	140,84 km/h	00:07.913	01:50.831	154,65 km/h	02:08.374	117,78 km/h
		Lauf 2:	00:09.539	140,35 km/h	00:07.728	01:50.007	152,54 km/h	02:07.275	118,80 km/h
		Lauf 3:	00:09.600	137,81 km/h	00:08.110	01:49.830	151,87 km/h	02:07.541	118,55 km/h
16	376	RYPKA René	Opel Kadett						
		Lauf 1:	00:09.832	134,65 km/h	00:08.525	01:49.988	152,06 km/h	02:08.347	117,81 km/h
		Lauf 2:	00:09.919	134,50 km/h	00:08.440	01:50.382	152,78 km/h	02:08.743	117,44 km/h
		Lauf 3:	00:09.855	135,90 km/h	00:08.481	01:50.092	152,20 km/h	02:08.430	117,73 km/h
17	378	LORIG Ingo	VW Golf						
		Lauf 1:	00:10.304	135,81 km/h	00:08.407	01:52.396	149,14 km/h	02:11.108	115,32 km/h
		Lauf 2:	00:10.083	137,94 km/h	00:08.172	01:51.809	150,89 km/h	02:10.065	116,25 km/h
		Lauf 3:	00:10.004	138,51 km/h	00:08.101	01:48.882	152,15 km/h	02:06.988	119,07 km/h
18	363	PAGANO Sebastiano	Opel Kadett						
		Lauf 1:	00:10.470	128,44 km/h	00:08.528	01:54.587	149,33 km/h	02:13.587	113,18 km/h
		Lauf 2:	00:10.176	131,15 km/h	00:08.293	01:52.341	148,55 km/h	02:10.812	115,59 km/h
		Lauf 3:	00:10.089	132,03 km/h	00:08.242	01:51.592	132,72 km/h	02:09.924	116,38 km/h
19	367	WIEBE André	Renault Megane						
		Lauf 1:	00:09.669	138,15 km/h	00:08.717	01:55.317	128,89 km/h	02:13.704	113,09 km/h
		Lauf 2:	00:09.806	138,75 km/h	00:08.679	01:54.561	140,91 km/h	02:13.047	113,64 km/h
		Lauf 3:	00:09.506	142,12 km/h	00:08.235	01:53.802	152,49 km/h	02:11.543	114,94 km/h
20	364	FÜBENEGGER René	VW Golf						
		Lauf 1:	00:10.338	133,61 km/h	00:08.151	02:04.908	88,03 km/h	02:23.398	105,44 km/h
		Lauf 2:	00:09.933	135,36 km/h	00:08.170	01:51.337	149,57 km/h	02:09.443	116,81 km/h
		Lauf 3:	00:09.856	136,43 km/h	00:07.989	01:50.950	149,45 km/h	02:08.797	117,39 km/h
21	351	KRUHS Gino	Renault Megane						
		Lauf 1:	00:10.321	126,23 km/h	00:08.341	02:00.317	139,10 km/h	02:18.980	108,79 km/h
		Lauf 2:	00:10.132	127,42 km/h	00:08.174	01:57.932	136,04 km/h	02:16.240	110,98 km/h
		Lauf 3:	00:10.212	127,59 km/h	00:07.949	01:57.144	138,31 km/h	02:15.307	111,75 km/h
22	370	EHRET Christian	Opel Ascona						
		Lauf 1:	00:10.867	124,30 km/h	00:09.112	01:59.288	139,65 km/h	02:19.268	108,57 km/h
		Lauf 2:	00:10.620	125,35 km/h	00:08.728	01:56.832	141,25 km/h	02:16.181	111,03 km/h
		Lauf 3:	00:10.761	124,41 km/h	00:08.469	01:56.765	141,24 km/h	02:15.996	111,18 km/h
23	360	LANG Bernhard	Ford Escort						
		Lauf 1:	00:10.362	125,25 km/h	00:08.816	02:00.669	141,34 km/h	02:19.849	108,12 km/h
		Lauf 2:	00:10.274	128,53 km/h	00:08.375	01:59.667	141,51 km/h	02:18.316	109,31 km/h
		Lauf 3:	00:10.211	129,25 km/h	00:08.271	01:59.375	143,46 km/h	02:17.857	109,68 km/h
24	372	DANDL Michael	BMW 320						
		Lauf 1:	00:12.472	107,04 km/h	00:10.092	02:13.269	99,10 km/h	02:35.835	97,03 km/h
		Lauf 2:	00:10.970	120,94 km/h	00:08.589	01:55.626	145,52 km/h	02:15.187	111,85 km/h
		Lauf 3:	00:09.671	142,56 km/h	00:08.185	01:51.456	150,33 km/h	02:09.314	116,92 km/h
25	387	SPAHR Wolfgang	BMW E30						
		Lauf 1:	00:10.998	124,37 km/h	00:08.815	02:00.127	136,63 km/h	02:19.941	108,05 km/h
		Lauf 2:	00:10.893	124,63 km/h	00:10.754	02:02.488	138,13 km/h	02:24.136	104,90 km/h
		Lauf 3:	00:10.953	124,16 km/h	00:08.417	01:58.547	138,11 km/h	02:17.919	109,63 km/h



Int. 39. AvD/MSCR Hauenstein-Bergrennen
2. bis 3. August 2008
Deutsche Bergmeisterschaft / DMSB Bergpokal
AvD Sportwagen-Berg-Cup / Classic Berg Cup
KW Gruppe H Berg-Cup



Sektorzeiten & Speeds - Gruppe H bis 2000 ccm - Klasse 22

Rg.	Nr.	Startsektor	Speed vor Kurve 90°Kurve		Restsektor	Speed Ziel	Laufzeit	Speed (Lauf)	
26	362	MANGER Joachim	Opel Kadett						
		Lauf 1:	00:11.443	102,23 km/h	00:11.283	02:31.303	114,37 km/h	02:54.031	86,88 km/h
		Lauf 2:	00:10.912	95,39 km/h	00:11.222	02:21.530	128,12 km/h	02:43.666	92,38 km/h
		Lauf 3:	00:10.564	109,33 km/h	00:10.523	02:20.099	132,72 km/h	02:41.187	93,80 km/h
	352	JORDAN Reinhold	Opel Kadett						
		Lauf 1:	00:11.656	111,68 km/h	00:09.386	02:10.179	125,63 km/h	02:31.224	99,98 km/h
		Lauf 2:	00:11.343	114,90 km/h	00:08.941	02:03.554	135,25 km/h	02:23.839	105,12 km/h
		Lauf 3:	*	* km/h	*	*	* km/h	*	* km/h